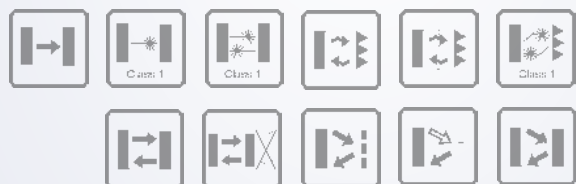


**S60****DATALOGIC**

## EXTENDED RANGE OF STANDARD “ONE FOR ALL” PHOTOELECTRIC COMPACT SENSORS

- Complete range of optic functions, basic, advanced and laser class 1
- Models with coaxial optics for polarized retroreflective, contrast and luminescence sensors
- Trimmer or EASY touch™ setting with
- Remote, Keylock and Delay functions
- Standard cable or M12 connection with standard NPN or PNP configuration

### APPLICATIONS

- Automatic machines
- Packaging lines
- Transportation lines
- Automatic warehouses
- Pharma and bottling

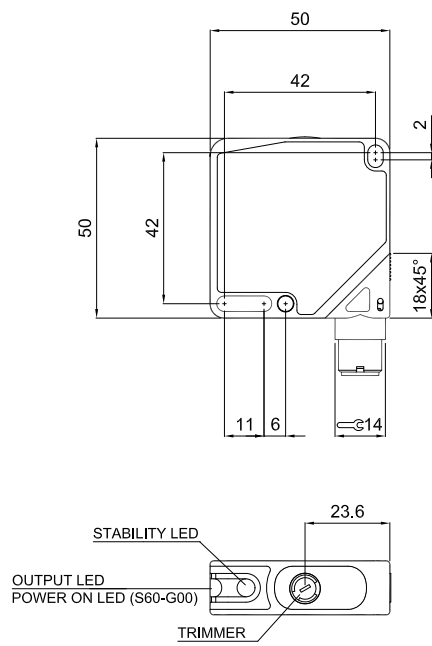
### S60

<b>Through beam</b>		0...20 m 0...60 m (class 1 LASER)
<b>Polarized retroreflective (on R5 reflector)</b>		0.1...8 m 0.1...20 m (class 1 LASER)
<b>Polarized retroreflective coaxial (on R5 reflector)</b>		0...4 m
<b>Polarized retroreflective coaxial transparent (on R5 reflector)</b>		0...2 m
<b>Diffuse proximity</b>		0...100 cm 0...200 cm (long range) 0...60 cm (class 1 LASER)
<b>Background suppression</b>		7...20 cm 5...10 cm (class 1 LASER)
<b>Contrast Sensor</b>		19 mm ±2 m (white emission)
<b>Luminescence Sensor</b>		0...40 mm
<b>Power supply</b>	Vdc	10...30 V 18...30 V
	Vac	
	Vac/dc	
<b>Output</b>	PNP	•
	NPN	•
	NPN/PNP	
	relay	
	other	
<b>Connection</b>	cable	•
	connector	•
	pig-tail	
<b>Approximate dimensions (mm)</b>		50x50x15 mm
<b>Housing material</b>		ABS
<b>Mechanical protection</b>		IP67

# TECHNICAL DATA

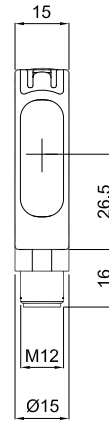
<b>Power supply</b>	10 ... 30 Vdc
<b>Ripple</b>	≤ 2 Vpp max.
<b>Consumption (output current excluded)</b>	≤ 40 mA max.
<b>Light emission</b>	red LED 660 nm (mod. S60...B01/B51/T51/C01) IR LED 880 nm (mod. S60...C11/G00) white LED 400-700 nm (mod. S60...W08) UV LED 370 nm (mod. S60...U08) red Laser 650 nm (mod. S60...G00/B01/C01/M08)
<b>Setting</b>	sensitivity trimmer (mod. B01/B51/C01/C11/F01/T51)
<b>Operating mode</b>	LIGHT mode on N.O. output / DARK mode on N.C. output (mod.S60...C01/C11/M08/U08) DARK mode on N.O. output / LIGHT mode on N.C. output (mod.S60...B01/B51/F01/T51) LIGHT mode on N.O. output / remote input (mod.M08/W08/U08)
<b>Indicators</b>	yellow OUTPUT LED (S60 all models excluded G00) green STABILITY LED (mod. S60...F01/B01/B51/T51/C01/C11) POWER LED (mod. S60 LASER...F01/B01/C01) green/red READY/ERROR LED (mod. S60...M08/W08/U08)
<b>Output</b>	PNP or NPN; NO; NC (mod. S60)
<b>Output current</b>	100 mA max.
<b>Saturation voltage</b>	2 V max.
<b>Response time</b>	0,5 ms (mod. S60...A00/B01/T01/C10/C21/C01/D00/E01/U08) 2 ms (mod. S60...F01/G00) 1 ms (mod. S50...M08, A00/B01/C01/C10/G00) 4 ms (mod. S60) 100 µs (mod. S60...W08) 333 µs (Laser mod. S60)
<b>Switching frequency</b>	1 kHz (mod. S60...A00/B01/T01/C10/C21/C01/D00/E01/U08) 250 Hz (mod. S50...F01/G00) 500 Hz (mod. S60...M08, A00/B01/C01/C10/G00) 5 kHz (mod. S60...W08) 1,5 kHz (Laser mod. S60)
<b>Connection</b>	2 m Ø 4 mm cable / M12 4-pole connector
<b>Dielectric strength</b>	500 VAC, 1 min between electronic parts and housing
<b>Insulating resistance</b>	>20 MΩ, 500 VDC between electronic parts and housing
<b>Electrical protection</b>	Class 2
<b>Mechanical protection</b>	IP67
<b>Ambient light rejection</b>	according to EN 60947-5-2
<b>Vibrations</b>	0.5 mm amplitude, 10 ... 55 Hz frequency, for every axis (EN60068-2-6)
<b>Shock resistance</b>	11 ms (30 G) 6 shock for every axis (EN60068-2-27)
<b>Housing material</b>	ABS
<b>Lens material</b>	window in PMMA, lenses in glass and polycarbonate
<b>Operating temperature</b>	-10 ... 50 °C (Laser Models) -25 ... 55 °C (LED Models)
<b>Storage temperature</b>	-25 ... 70 °C
<b>Weight</b>	90 g. max. cable vers. / 40 g. max. connector vers.

# DIMENSIONS

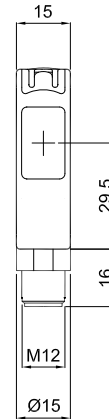


mm

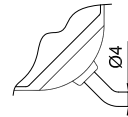
**S60...B01/C01/C11/F01/G00**  
**S60-PL...B01/C01/F01/G00**



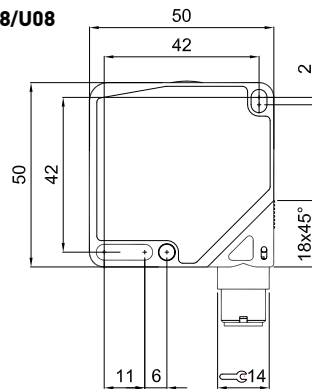
**S60...B51/T51**



**CABLE VERSION**

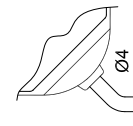


**S60...W08/U08**

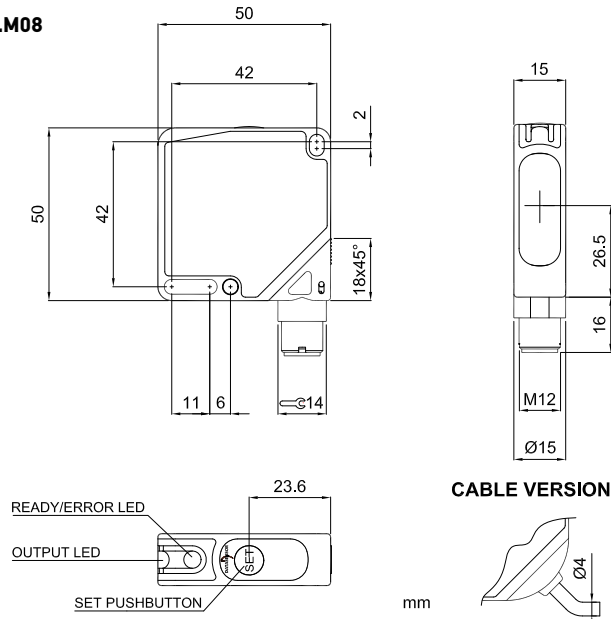


mm

**CABLE VERSION**




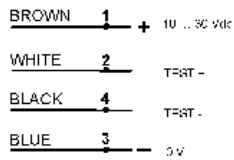
**S60...M08**  
**S60-PL...M08**



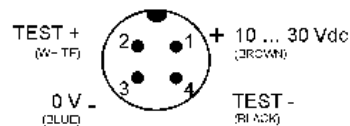
## CONNECTIONS



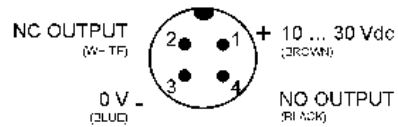
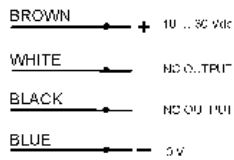
**S60-PA-2**



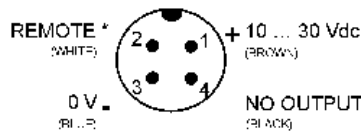
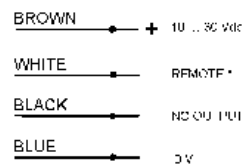
**S60-PA-5**



S60...G00  
S60-PL...G00



S60...B01,B51,C01,C11,T51,F01  
S60-PL...B01,C01,F01



S60...W08,U08,M08  
S60-PL...M08

# INDICATORS AND SETTINGS

## INFRARED EMISSION G00 - LASER RED EMISSION G00/F01



### RECEIVER



**A** Output status and stability LEDs (receiver); power on LED (emitter)

**B** Adjustment trimmer (receiver)

### EMITTER



**C** M12 connector output

**D** Cable output

Single-turn trimmer for sensitivity adjustment. Rotate clockwise direction to increase the operating distance. Decrease sensitivity to increase resolution. Only for Receiver model

## B01/B51/T51/C01/C11



**A**

**A** Output status yellow LED and green Stability LED

**B** Adjustment trimmer

**C** M12 connector output

**D** Cable output

Single-turn trimmer for sensitivity adjustment. Rotate clockwise to increase the operating distance.

## RED LASER MODEL B01/C01



**A** Output status yellow LED and green Power LED

**B** Teach-in push-button

**C** M12 connector output

**D** Cable output

Single-turn trimmer for sensitivity adjustment. Rotate clockwise to increase the operating distance.

## W08/U08/M08/M08 LASER



**A** Output status and READY/ ERROR LEDs

**B** Teach-in push-button

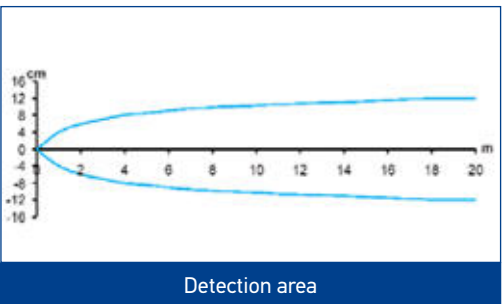
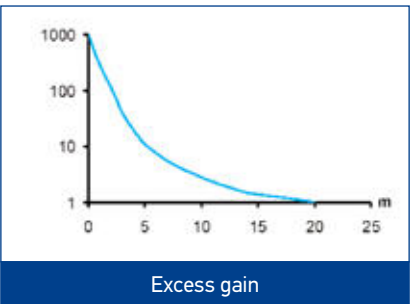
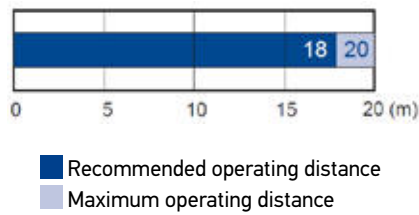
**C** M12 connector output orientable in two positions

**D** Cable output

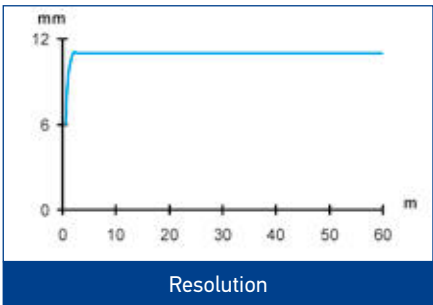

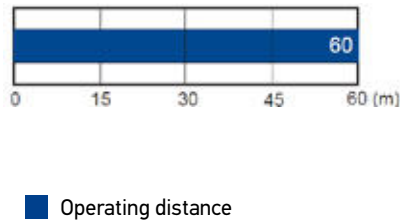
Teach-in button for setting. EASYtouch™ provides two setting modes: standard or fine. Please refer to instructions manual for operating details.

# DETECTION DIAGRAMS

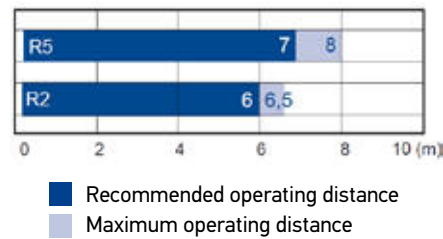
## S60...F01,G00



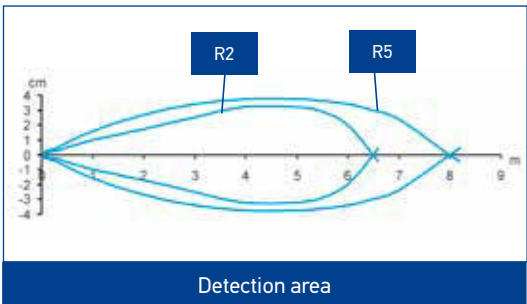
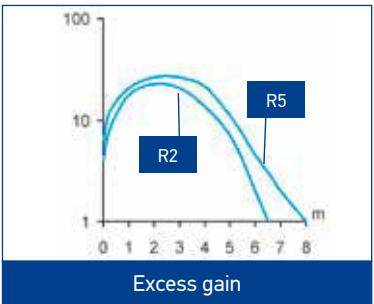
## S60-PL...F01,G00



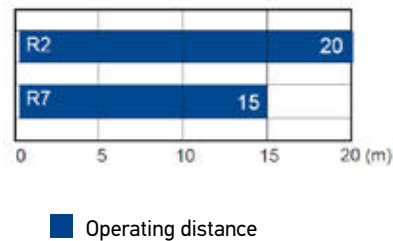
## S60...B01



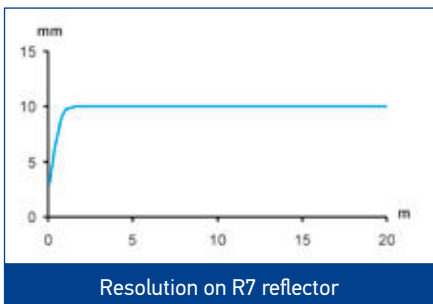
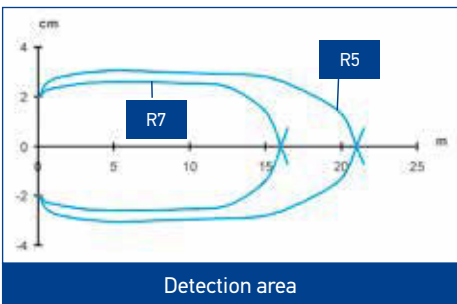
High efficiency reflectors can be used to obtain larger operating distances.  
Refer to **Reflectors** (A.01) of the **General Catalogue**.




## S60-PL...B01



High efficiency reflectors can be used to obtain larger operating distances.  
Refer to **Reflectors** (A.01) of the **General Catalogue**.

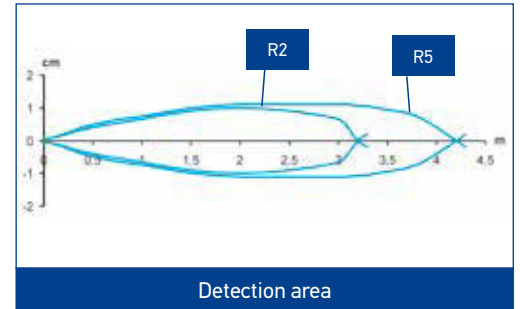
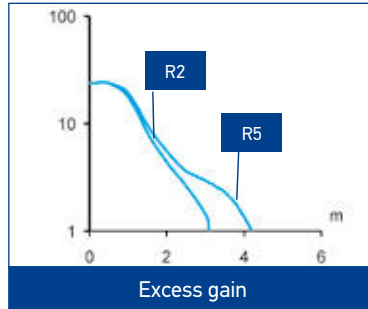


### S60...B51




■ Recommended operating distance  
■ Maximum operating distance

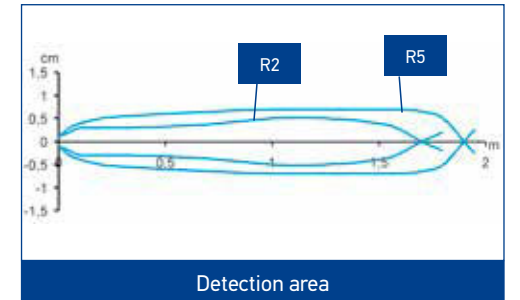
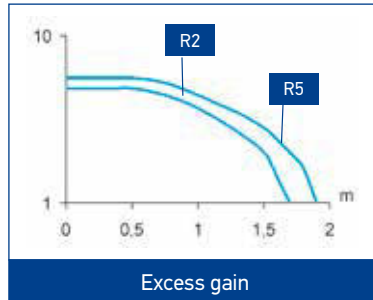
High efficiency reflectors can be used to obtain larger operating distances. Refer to **Reflectors**.



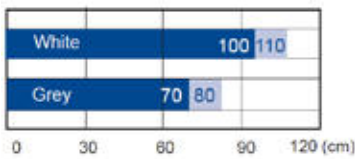
### S60...T51



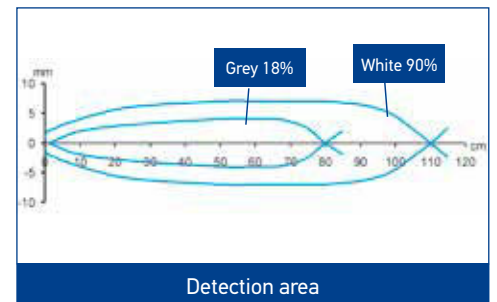
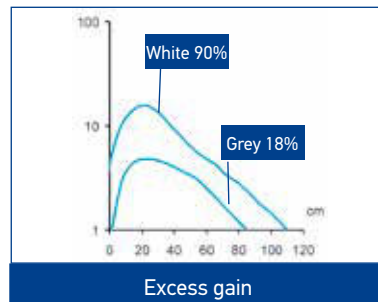
■ Recommended operating distance  
■ Maximum operating distance




### S60...C01



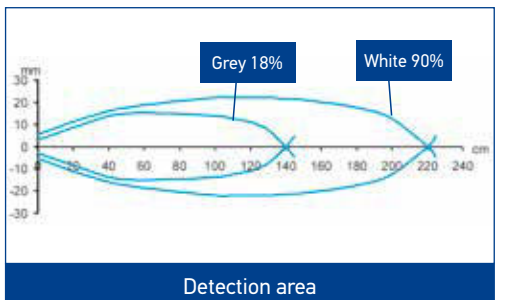
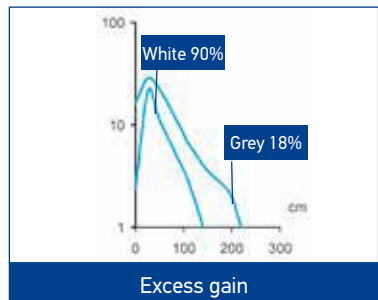
■ Recommended operating distance  
■ Maximum operating distance



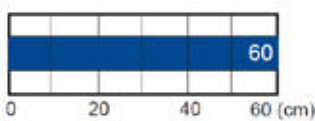
### S60...C11



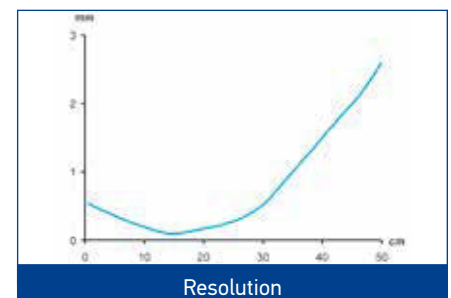
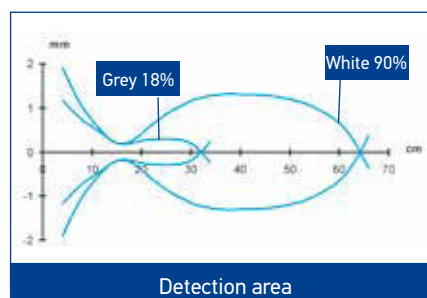
■ Recommended operating distance  
■ Maximum operating distance



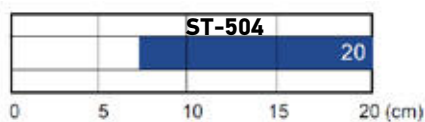
### S60-PL...C01



■ Operating distance

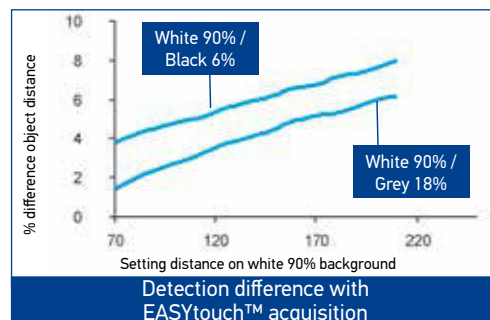


## S60...M08




Operating distance

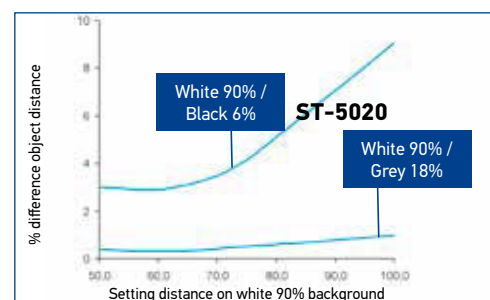
## ST-5018



## S60-PL...M08

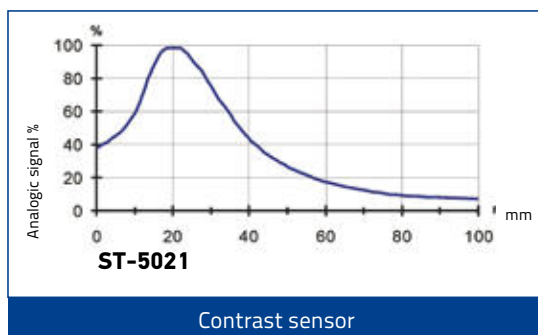


Operating distance

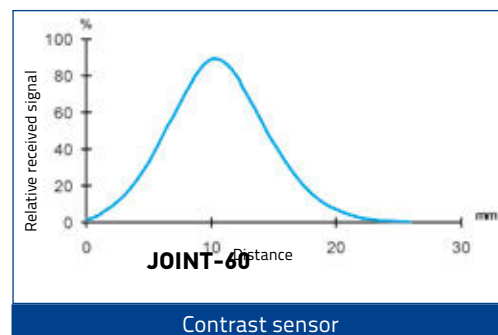


Detection difference with EASYtouch™ acquisition

## S60...W08

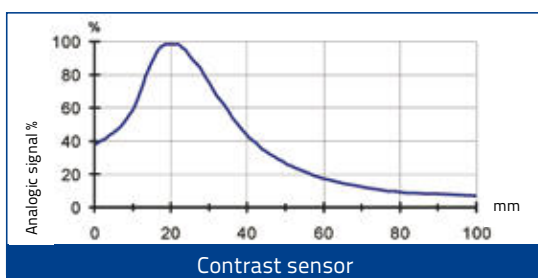


Contrast sensor

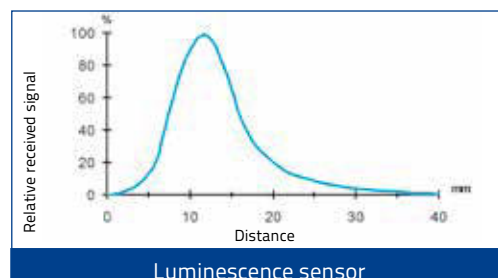


Contrast sensor

## S60...U08



Contrast sensor



Luminescence sensor



# MODEL SELECTION AND ORDER INFORMATION

MODEL	FUNCTION	N° ORDER
S60-PA-2-B01-NN	polarized retroreflective	956201460
S60-PA-2-B01-PP	polarized retroreflective	956201300
S60-PA-2-C01-NN	diffuse proximity	956201470
S60-PA-2-C01-PP	diffuse proximity	956201310
S60-PA-2-C11-NN	long diffuse proximity	956201480
S60-PA-2-C11-PP	long diffuse proximity	956201320
S60-PA-2-F01-NN	receiver	956201490
S60-PA-2-F01-PP	receiver	956201330
S60-PA-2-G00-XG	emitter	956201340
S60-PA-2-T51-NN	retroreflective for transparents	956201530
S60-PA-2-T51-PP	retroreflective for transparents	956201380
S60-PA-2-U08-NH	luminescence sensor	956201540
S60-PA-2-U08-PH	luminescence sensor	956201390
S60-PA-2-W08-NH	contrast sensor	956201550
S60-PA-2-W08-PH	contrast sensor	956201400
S60-PA-5-B01-NN	polarized retroreflective	956201180
S60-PA-5-B01-PP	polarized retroreflective	956201040
S60-PA-5-B51-NN	coaxial polarized retroreflective	956201630
S60-PA-5-B51-PP	coaxial polarized retroreflective	956201620
S60-PA-5-C01-NN	diffuse proximity	956201190
S60-PA-5-C01-PP	diffuse proximity	956201050
S60-PA-5-C11-NN	long diffuse proximity	956201200
S60-PA-5-C11-PP	long diffuse proximity	956201110
S60-PA-5-F01-NN	receiver	956201210
S50-PA-5-F01-PP	receiver	956201060
S60-PA-5-G00-XG	emitter	956201070
S60-PA-5-M08-NH	background suppression	956201220
S60-PA-5-M08-PH	background suppression	956201080

MODEL	FUNCTION	N° ORDER
S60-PA-5-T51-NN	retroreflective for transparents	956201250
S60-PA-5-T51-PP	retroreflective for transparents	956201100
S60-PA-5-U08-NH	luminescence sensor	956201010
S60-PA-5-U08-PH	luminescence sensor	956201000
S60-PA-5-W08-NH	contrast sensor	956201030
S60-PA-5-W08-PH	contrast sensor	956201020
S60-PL-2-B01-NN	laser polarized retroreflective	956201560
S60-PL-2-B01-PP	laser polarized retroreflective	956201410
S60-PL-2-C01-NN	laser diffuse proximity	956201640
S60-PL-2-C01-PP	laser diffuse proximity	956201650
S60-PL-2-F01-NN	laser receiver	956201570
S60-PL-2-F01-PP	laser receiver	956201420
S60-PL-2-G00-XG	laser emitter	956201430
S60-PL-2-M08-NH	laser background suppression	956201580
S60-PL-2-M08-PH	laser background suppression	956201440
S60-PL-5-B01-NN	laser polarized retroreflective	956201260
S60-PL-5-B01-PP	laser polarized retroreflective	956201120
S60-PL-5-C01-NN	laser diffuse proximity	956201660
S60-PL-5-C01-PP	laser diffuse proximity	956201670
S60-PL-5-F01-NN	laser receiver	956201270
S50-PL-5-F01-PP	laser receiver	956201140
S60-PL-5-G00-XG	laser emitter	956201150
S60-PL-5-M08-NH	laser background suppression	956201280
S60-PL-5-M08-PH	laser background suppression	956201160

## ACCESSORIES

The series is compatible with the following Datalogic Automation accessories

- CS connectors
- R reflectors

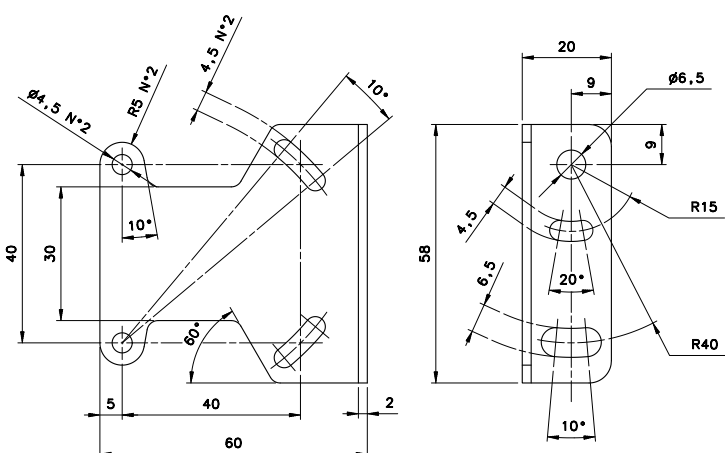
New accessories dedicated to the S60 series have been developed to cover all the fixing requirements and improve functioning.

## ACCESSORY SELECTION AND ORDER INFORMATION

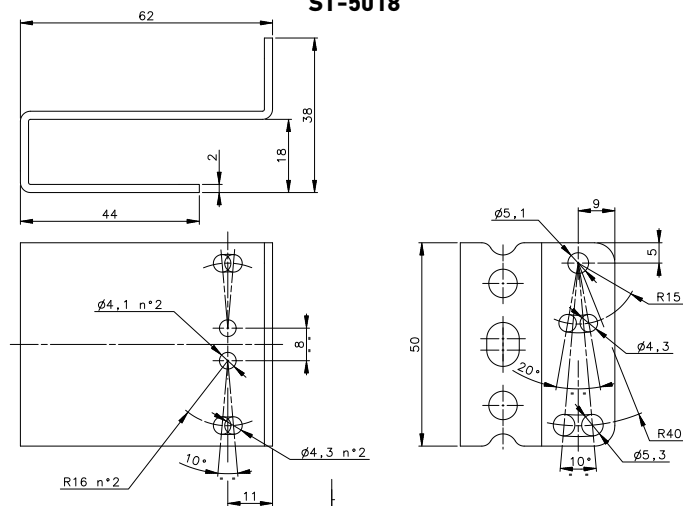
MODEL	DESCRIPTION	ORDER N°
ST-5018	protection bracket	95ACC5310
ST-5019	protection bracket	95ACC5320
ST-5020	fixing bracket	95ACC5330
ST-5021	fixing bracket	95ACC5340
JOINT-60	protection bracket with jointed support	95ACC5350
ST-504	S6/S60 fixing bracket	95ACC2820

# ACCESSORIES DIMENSIONS

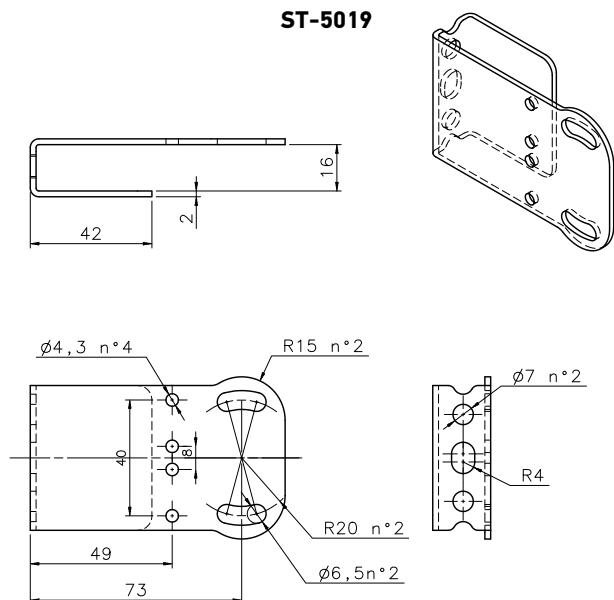
**ST-504**



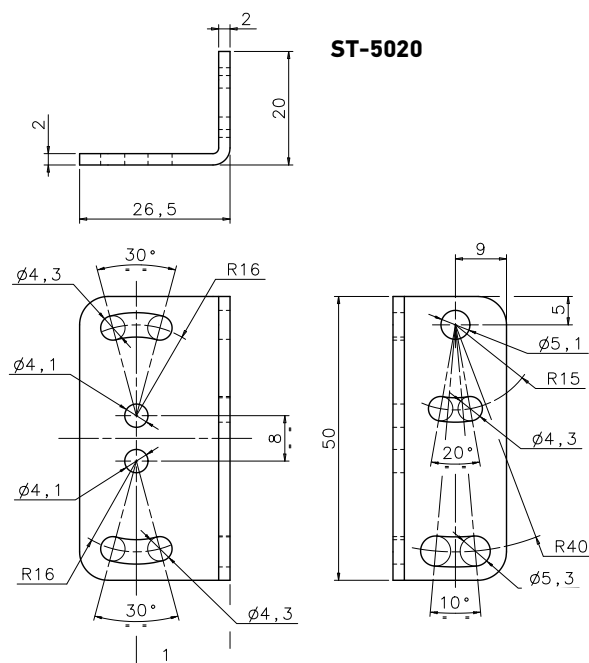
**ST-5018**



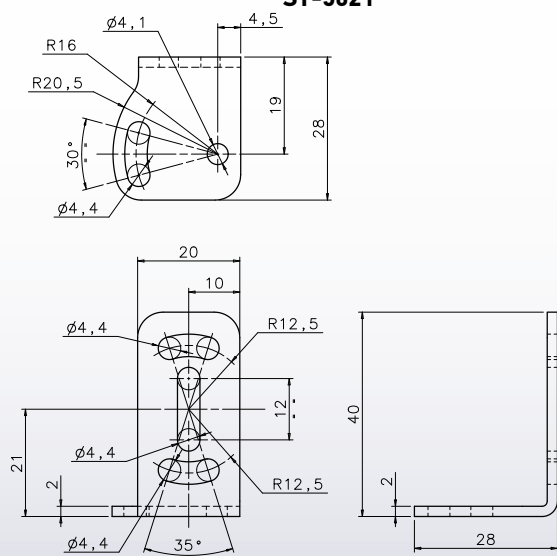
**ST-5019**



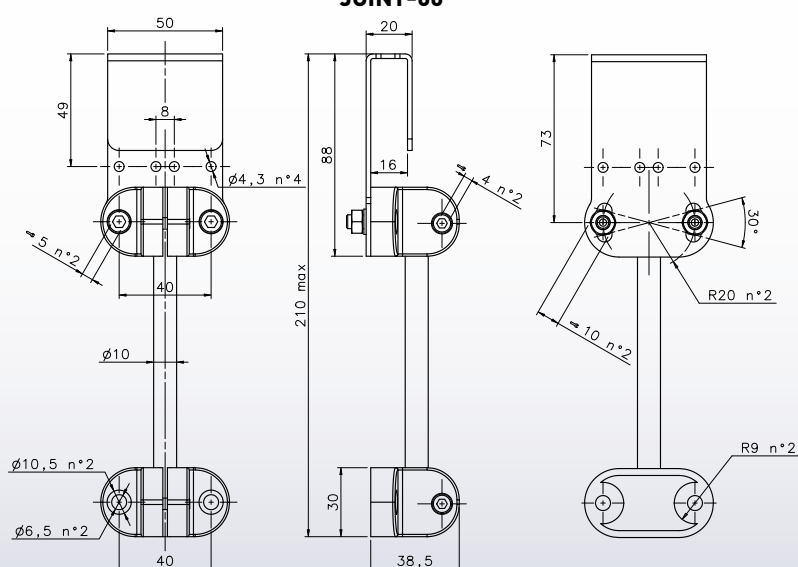
**ST-5020**



**ST-5021**



**JOINT-60**



Rev. 01, 07/2016