

SR21




2MM HIGH-RESOLUTION FORK SENSORS FOR LABELING AND PACKAGING

- 25 kHz high switching frequency
- IR or red/green light models
- Detection of labels (SR21-IR) or print register mark on transparent films (SR21-RG)
- 4 wire NPN and PNP output

APPLICATIONS

- Packaging and labeling machinery
- Print and apply systems

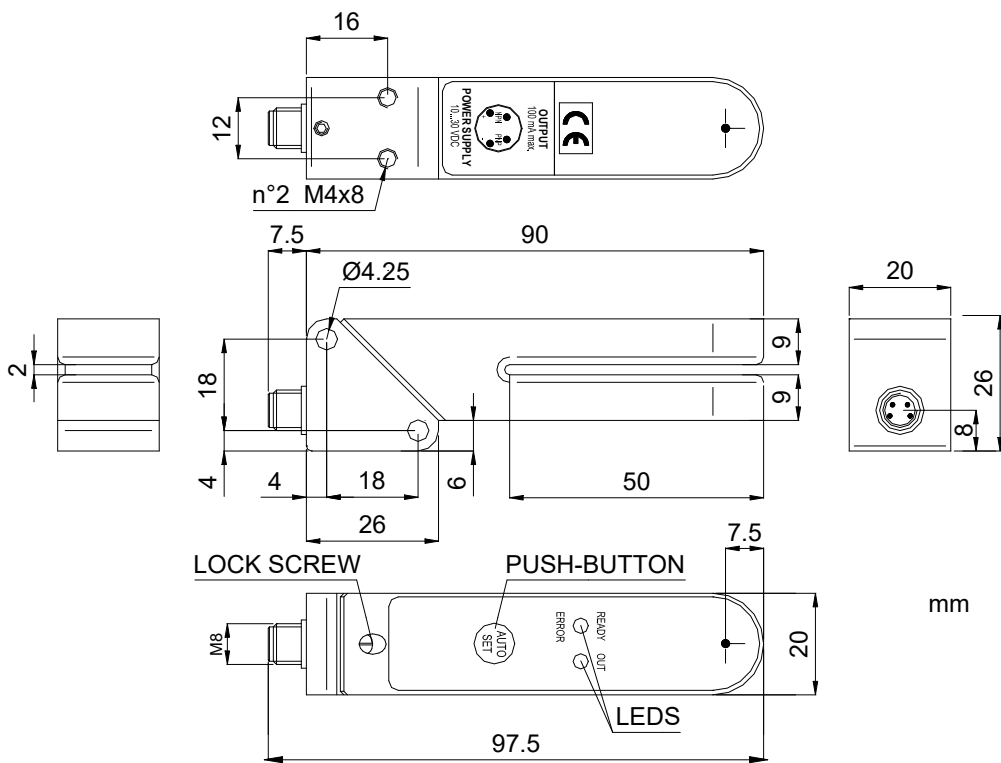
SR21

Slot width		2 mm
Slot depth		50 mm
Switching frequency		25 kHz
Light emission		IR LED
		red/green LED
Setting		push button
Power supply	Vdc	10...30 V
	Vac	
	Vac/dc	
Output	PNP	•
	NPN	•
	NPN/PNP	
	relay	
	other	
Connection	cable	
	connector	•
	pig-tail	
Approximate dimensions (mm)		20x90x26
Housing material		Zama
Mechanical protection		IP65

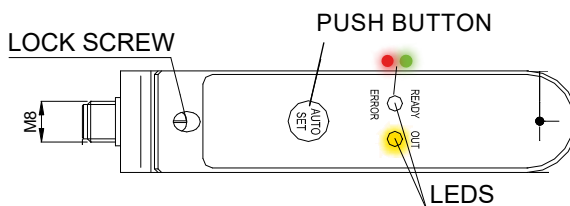
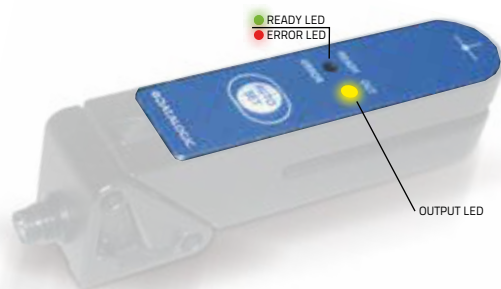
TECHNICAL DATA

Power supply	10 ... 30 Vdc (limit values)
Ripple	2 Vpp max.
Consumption (output current excluded)	55 mA max.
Light emission	red LED 633 nm/green LED 570 nm
	IR LED 880 nm
Setting	AUTO-SET push-button
Operating mode	LIGHT/DARK configurable
Indicators	yellow OUTPUT LED
	green/red READY/ERROR LED
Output	PNP and NPN
Output current	100 mA max.
Saturation voltage	2 V max.
Response time	20 µs max.
Switching frequency	25 kHz max.
Connection	M8 4-pole connector
Dielectric strength	500 Vac, 1 min between electronics and housing
Insulating resistance	>20 MΩ, 500 Vdc between electronics and housing
Electrical protection	class 1
Mechanical protection	IP65
Ambient light rejection	according to EN 60947-5-2
Vibrations	0,5 mm amplitude, 10 ... 55 Hz frequency, for every axis (EN60068-2-6)
Shock resistance	11 ms (30 G) 6 shock for every axis (EN60068-2-27)
Slot width	2 mm
Resolution	0,5 mm
Housing material	ZAMA
Lens material	glass
Operating temperature	-20 ... 60 °C
Storage temperature	-20 ... 70 °C
Weight	115 g

DIMENSIONS

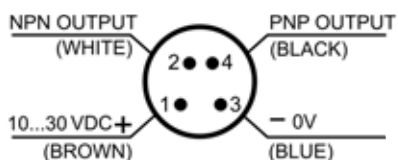


INDICATORS AND SETTINGS



CONNECTIONS

M8 CONNECTOR



MODEL SELECTION AND ORDER INFORMATION

OPTIC FUNCTION	EMISSION	CONNECTION	OUTPUT	MODEL	ORDER No.
Fork sensor	Infrared LED	M8 Connector	PNP/NPN	SR21-IR	953151070
	Red/Green LED			SR21-RG	953151080

CABLES

TYPE	DESCRIPTION	LENGTH	MODEL	ORDER No.
Axial M8 Connector	4-pole, grey, P.V.C.	3 m	CS-B1-02-G-03	95A251420
		5 m	CS-B1-02-G-05	95A251430
		7 m	CS-B1-02-G-07	95A251440
		10 m	CS-B1-02-G-10	95A251480
	4-pole, P.U.R.	2 m	CS-B1-02-R-02	95A251620
		5 m	CS-B1-02-R-05	95A251640
Radial M8 Connector	4-pole, grey, P.V.C.	3 m	CS-B2-02-G-03	95A251450
		5 m	CS-B2-02-G-05	95A251460
		7 m	CS-B2-02-G-07	95A251470
		10 m	CS-B2-02-G-10	95A251530
	4-pole, P.U.R.	2 m	CS-B2-02-R-02	95A251630
		5 m	CS-B2-02-R-05	95A251650



Rev. 03, 04/2019