

Click to  
**ORDER**  
samples

## AMED75N-GY



DIN Rail


The AMED75N-GY is a DIN rail AC/DC converter that offers a commercial input voltage range of 90-264VAC and an output voltage range from 12-48V. Measuring 32.00 x 100.50 x 125.00mm, there are ambient air-cooling vents both at the top and bottom of the converter improving its thermal performance. The converter is easy to install and remove for maintenance, while efficiently organizing all your electrical cables.

This new series offers great operating temperatures from -20°C to 70°C and features an isolation of 3000VAC for improved reliability and system safety. Furthermore, a high MTBF of 2,343,700h, output over-load protection, output short circuit protection, over temperature protection (OTP), and output over-voltage protection (OVP) come standard with the series. A built in DC OK relay contact is also present.

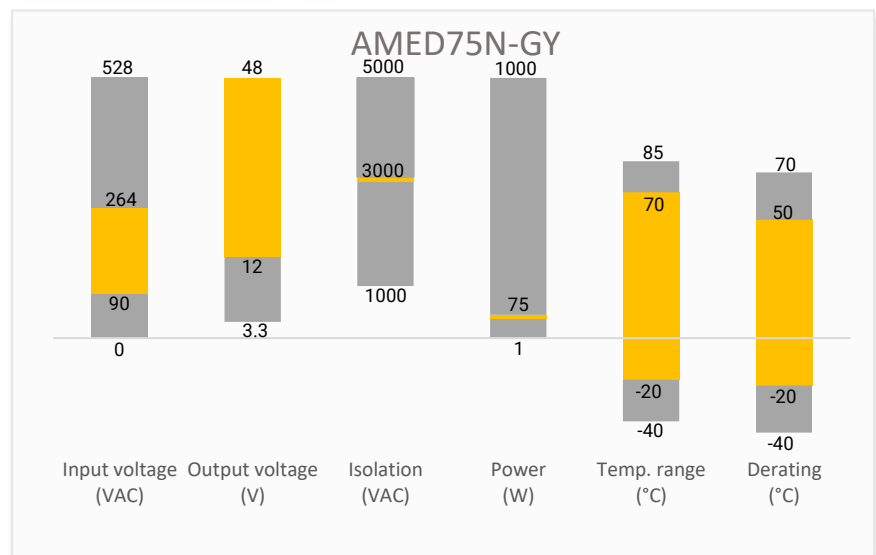
The AMED75N-GY is suitable for electric distribution box, grid power, instrumentation, industrial controls and building automation applications.

## Features

- Universal Input: 90 - 264VAC/127 - 370VDC
- Operating Temp: -20 °C to +70 °C
- High isolation voltage: 3000VAC
- Low ripple & noise, 150mV(p-p), max.
- Short circuit protection, over-voltage protection, overload protection, and over-temperature protection



## Summary



## Training



Product Training Video  
(click to open)



Press Release

Coming Soon!

Application Notes

## Applications



Power Grid



Industrial



Telecom

## Models & Specifications



Model	Input Voltage (VAC/Hz)	Input Voltage (VDC)	Max Output wattage (W)	Output Voltage (V)	Output Current max (A)	Efficiency Typ. (%)
AMED75N-12SGY	90~264/47~63	127~370	75.6	12	6.3	85.50
AMED75N-24SGY	90~264/47~63	127~370	76.8	24	3.2	88.00
AMED75N-48SGY	90~264/47~63	127~370	76.8	48	1.6	88.00

### Input Specifications

Parameters	Conditions	Typical	Maximum	Units
Input Current	115VAC		1.45	A
	230VAC		0.9	A
Inrush Current	115VAC, cold start	95		A
	230VAC, cold start	41		A
Leakage Current	240VAC	<1.0		mA

### Output Specifications

Parameters	Conditions	Typical	Maximum	Units
Voltage accuracy	0 - 100% load	± 2		%
Line regulation	Rated load	± 0.5		%
Load regulation	0 - 100% load	± 1		%
Ripple & Noise*	12 VDC Output		80	mV p-p
	24 VDC Output		120	mV p-p
	48 VDC Output		150	mV p-p
Start-up time	230VAC input, full load		1.2	s
	115VAC input, full load		2.0	s
Rise time	230VAC input, full load		60	ms
	115VAC input, full load		60	ms
Hold up time	230VAC, full load	60		ms
	115VAC, full load	12		ms
Voltage adjustable range	12 VDC Output	12 - 14		V
	24 VDC Output	24 - 28		V
	48 VDC Output	48 - 55		V

\* Ripple and Noise are measured at 20MHz bandwidth. Please refer to the application note for specific details. Measured with a 47μF electrolytic capacitor and a 0.1μF ceramic capacitor.

### Isolation Specifications

Parameters	Conditions	Typical	Maximum	Units
Tested I/O voltage	60 sec, Leakage current < 10mA	3000		VAC
Tested Input to GND voltage	60 sec, Leakage current < 10mA	2000		VAC
Tested Output to GND voltage	60 sec, Leakage current < 10mA	500		VAC

Insulation resistance	500VDC	>100		MΩ
-----------------------	--------	------	--	----

## General Specifications

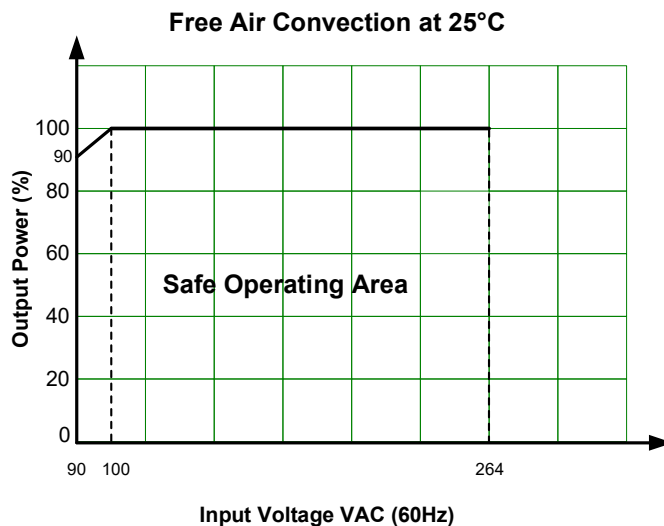
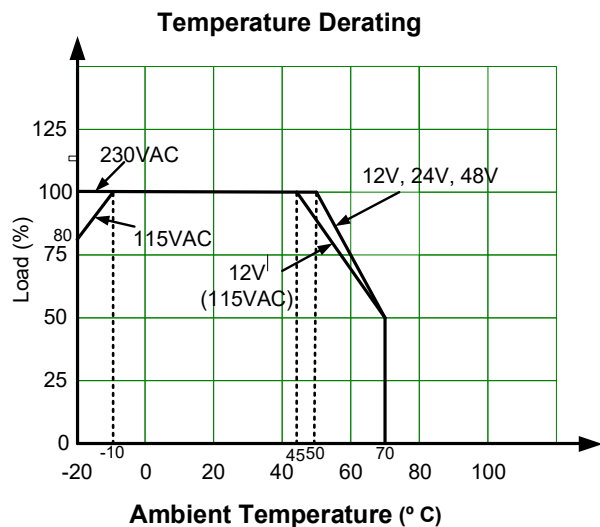
Parameters	Conditions	Typical	Maximum	Units
Over voltage protection	12 VDC Output, manual-recovery	≤ 17		VDC
	24 VDC Output, manual-recovery	≤ 33		VDC
	48 VDC Output, manual-recovery	≤ 65		VDC
Over temperature protection	Shuts down output voltage, manual-recovery			
Overload protection	105 ~ 130% rated output power, constant current limiting, auto-recovery			
Short circuit protection	Hiccup, auto-recovery			
Operating temperature	20 ~ 95% RH	-20 to +70		°C
Storage temperature	10 ~ 95% RH	-40 to +85		°C
Power derating	12 VDC Output, 115VAC, -20 °C to -10 °C	2.0		% / °C
	12 VDC Output, 115VAC, 45 °C to 70 °C	2.0		% / °C
	12, 24, 48 VDC Output, 230VAC, 50 °C to 70 °C	2.5		% / °C
	90 to 100 VAC	1		% / VAC
Cooling	Free air convection			
Storage Humidity	Non-condensing	>10	95	% RH
Operating Humidity	Non-condensing	>20	95	% RH
Case material	Metal			
Weight		510		g
Dimensions (L x W x H)	1.26 x 4.92 x 3.96 inches (32.00 x 125.00 x 100.50 mm)			
MTBF	2343.7K hrs min. Telcordia SR-332 (Bellcore)			

NOTE: All specifications in this datasheet are measured at an ambient temperature of 25°C, humidity<75%, nominal input voltage and at rated output load unless otherwise specified.

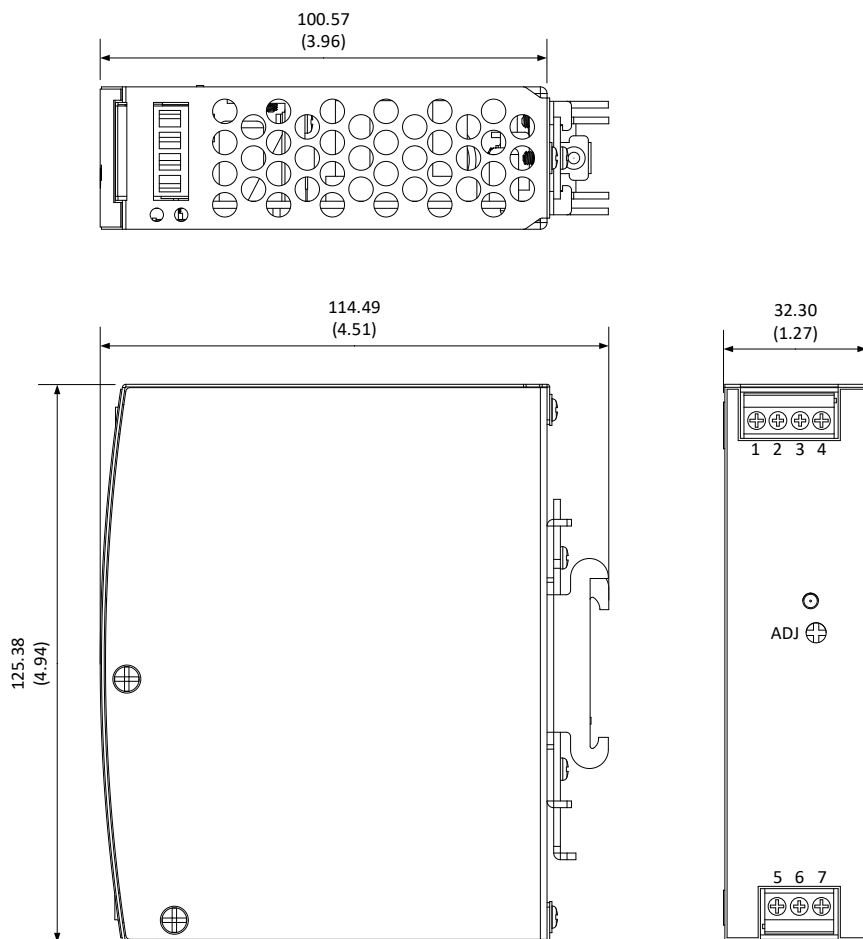
## Safety Specifications

Parameters		
Agency approval	UL61010, BS EN/EN62368-1	
Standards	EMC - Conducted and radiated emission	CISPR32 / EN55032, Class B
	Harmonic Current emission	IEC/EN 61000-3-2, Class A
	Voltage Fluctuations & Flicker	IEC/EN 61000-3-3
	Electrostatic Discharge Immunity	IEC/EN 61000-4-2 Contact ±4KV, Air ±8KV, Criteria B
	RF, Electromagnetic Field Immunity	IEC/EN 61000-4-3 3V/m, Criteria A
	Electrical Fast Transient/Burst Immunity	IEC/EN 61000-4-4 ±1KV, Criteria B
	Surge Immunity	IEC/EN 61000-4-5 L-L ±1KV, L-G ±2KV, Criteria B
	CS, Conducted Disturbance Immunity	IEC/EN 61000-4-6 3V, 3V~1V, 1V r.m.s, Criteria A
	Power Frequency Magnetic Field Immunity	IEC/EN 61000-4-8 50, 60Hz, Criteria A
	Voltage dips, Short Interruptions Immunity	IEC/EN 61000-4-11 100% Voltage Dips/Interruptions, 3 cycles, Criteria B
EMC Immunity		BS EN/EN55035, BS EN/EN61000-6-2(BS EN/EN50082-2)

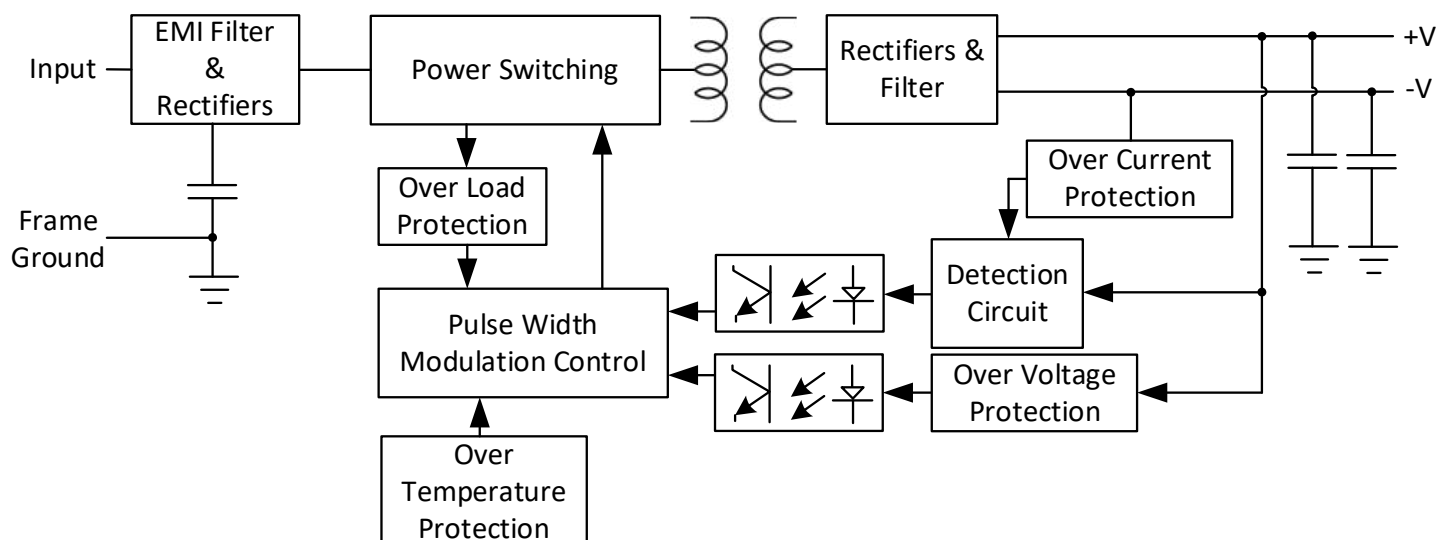
## Derating



## Dimensions



Pin Output Specifications	
Pin	Function
1	-V Output
2	-V Output
3	+V Output
4	+V Output
5	GND $\equiv$
6	N
7	L
ADJ	Voltage Adjustment



5