

Click to  
**ORDER**  
samples

## AMEL10-277HALPZ



Encapsulated

AMEL10-277HALPZ series is an efficient 10W AC-DC power supply module. Offering a commercial input voltage range of 85-305VAC, output voltage ranges from 3.3-24V, low power consumption, high efficiency and high reliability.

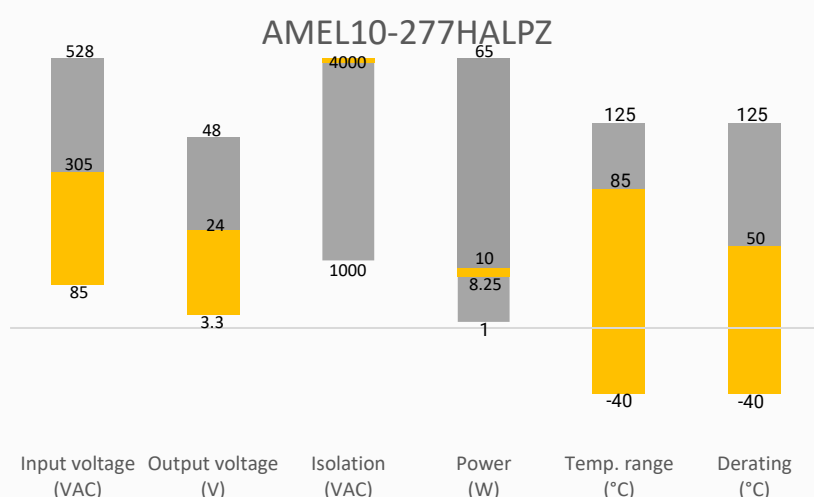
This new series offers great operating temperatures, from -40°C to 85°C with full power from -20°C to 50°C and features an isolation of 4000VAC for improved reliability and system safety. Furthermore, a high MTBF of 300,000h, output short circuit protection (OSCP), output over-current protection (OCP) and an output over-voltage protection (OVP) come standard with the series.

The AMEL10-277HALPZ is suitable for grid power, instrumentation, industrial controls, communication, and civil applications.

## Features

- Universal Input: 85 - 305VAC/100 - 430VDC
- Operating Temp: -40 °C to +85 °C
- High isolation voltage: 4000VAC
- Low ripple & noise, 200mV(p-p), max.
- Output short circuit, over-current, over-voltage protection
- Regulated Output
- Efficiency up to 85%
- Agency approvals: IEC/EN/UL62368, EN60335, EN61558

## Summary



## Training



Product Training Video  
(click to open)



Press Release

Coming Soon!

Application Notes

## Applications



Power Grid



Industrial



Telecom



Instrumentation

## Models & Specifications

### Single Output

Model	Input Voltage (VAC/Hz)	Input Voltage (VDC)	Max Output wattage (W)	Output Voltage (V)	Output Current max (A)	Maximum capacitive load (μF)	Efficiency @ 230VAC Typ. (%)
AMEL10-3S277HALPZ	85-305/47-63	100-430	8.25	3.3	2.5	6600	78
AMEL10-5S277HALPZ	85-305/47-63	100-430	10	5	2	5000	82
AMEL10-9S277HALPZ	85-305/47-63	100-430	10	9	1.1	3000	84
AMEL10-12S277HALPZ	85-305/47-63	100-430	10	12	0.83	2000	85
AMEL10-15S277HALPZ	85-305/47-63	100-430	10	15	0.66	1500	85
AMEL10-24S277HALPZ	85-305/47-63	100-430	10	24	0.41	680	85

### Input Specifications

Parameters	Conditions	Typical	Maximum	Units
Input current	115VAC		180	mA
	230VAC		120	mA
Inrush current	115VAC	35		A
	230VAC	70		A
Leakage	277VAC, 50Hz		0.6	mA RMS
Fuse	2A/300V, Slow blow, built-in			

### Output Specifications

Parameters	Conditions	Typical	Maximum	Units
Voltage accuracy		±3		%
Line regulation	Full load	±0.5		%
Load regulation	0-100% load	±1		%
Ripple & Noise*	20MHz bandwidth	150	200	mV p-p
Hold up time	115VAC	10		ms
	230VAC	50		ms

\* Ripple and Noise are measured at 20MHz bandwidth with a 10μF electrolytic capacitor and a 1μF ceramic capacitor. Please refer to the application note for specific details.

### Isolation Specification

Parameters	Conditions	Typical	Maximum	Units
Tested I/O voltage	60 sec, leakage ≤ 5mA	4000		VAC
Resistance	500VDC	>100		MΩ

### General Specifications

Parameters	Conditions	Typical	Maximum	Units
Protection class	Class II			
Over current protection	Auto recovery	≥ 115	190	% of Iout
Over voltage protection	3.3, 5Vout, voltage clamp, hiccup		8.5	VDC
	9, 12Vout, voltage clamp, hiccup		20	VDC

	15Vout, voltage clamp, hiccup		24	VDC
	24Vout, voltage clamp, hiccup		34	VDC
Short circuit protection	Hiccup, Continuous, Auto recovery			
Switching Frequency		65		KHz
Operating altitude			5000	m
Operating temperature	See derating graph	-40 to +85		°C
Storage temperature		-40 to +105		°C
Reflow soldering temperature	Duration 5 - 10s	260		°C
Maximum case temperature			95	°C
No-load power consumption	230VAC	0.1		W
Power Derating	-40 °C to -20 °C	1.5		%/°C
	+50 °C to +85 °C	1.43		%/°C
	85VAC to 100VAC	2		%/VAC
	277VAC to 385VAC	0.71		%/VAC
	2000 - 5000m	6.7		%/km
Temperature coefficient		±0.03		%/°C
Cooling	Free air convection			
Humidity	Non-condensing		95	% RH
Vibration	10Hz to 55Hz, 5G, 30 minutes along X, Y and Z axis			
Case material	Plastic (flammability to UL 94V-0)			
Weight		37		g
Dimensions (L x W x H)		1.80 x 1.00 x 0.85 inches (45.70 x 25.40 x 21.50 mm)		
MTBF	> 300 000 hrs (MIL-HDBK -217F, t=+25°C)			
NOTE: All specifications in this datasheet are measured at an ambient temperature of 25°C, humidity<75%, nominal input voltage and at rated output load unless otherwise specified.				

## Safety Specifications

### Parameters

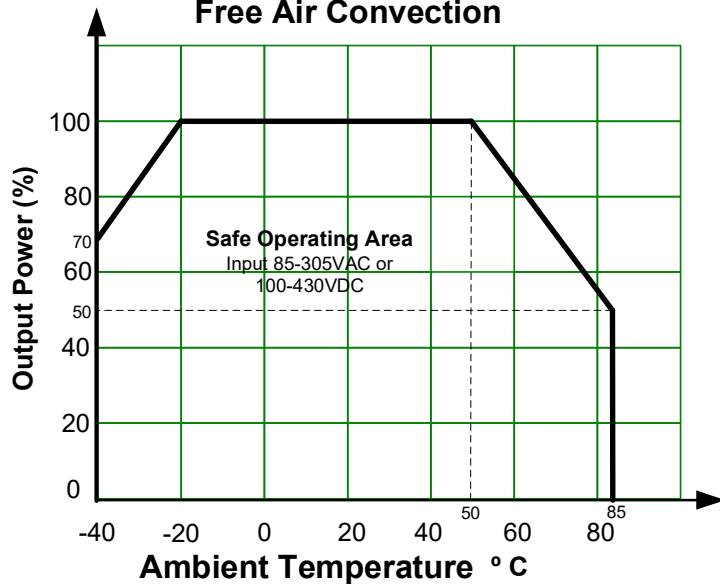
Agency Approvals IEC/EN/UL62368-1, EN60335, EN61558

Standards	EMC - Conducted and radiated emission	CISPR32 / EN55032, class B without external circuit
	Electrostatic Discharge Immunity	IEC 61000-4-2
	RF, Electromagnetic Field Immunity	IEC 61000-4-3
	Electrical Fast Transient/Burst Immunity	IEC 61000-4-4
	Surge Immunity	IEC 61000-4-5
	RF, Conducted Disturbance Immunity	IEC 61000-4-6
	Voltage dips, Short Interruptions Immunity	IEC 61000-4-11

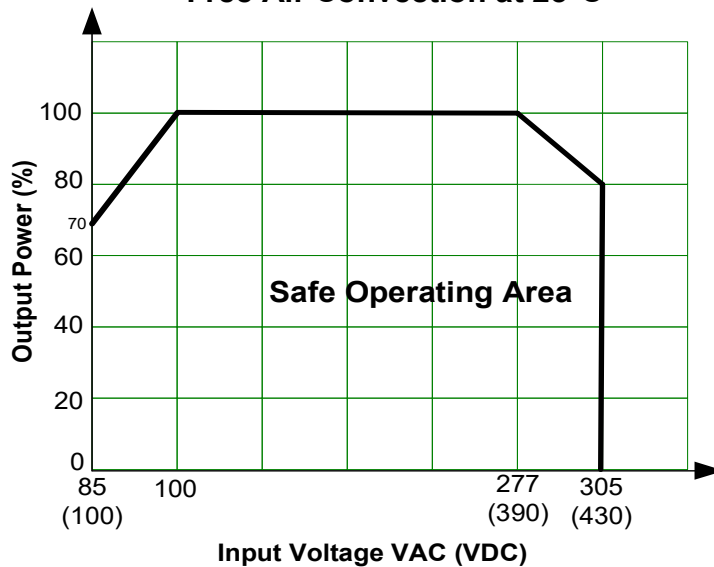
## Derating



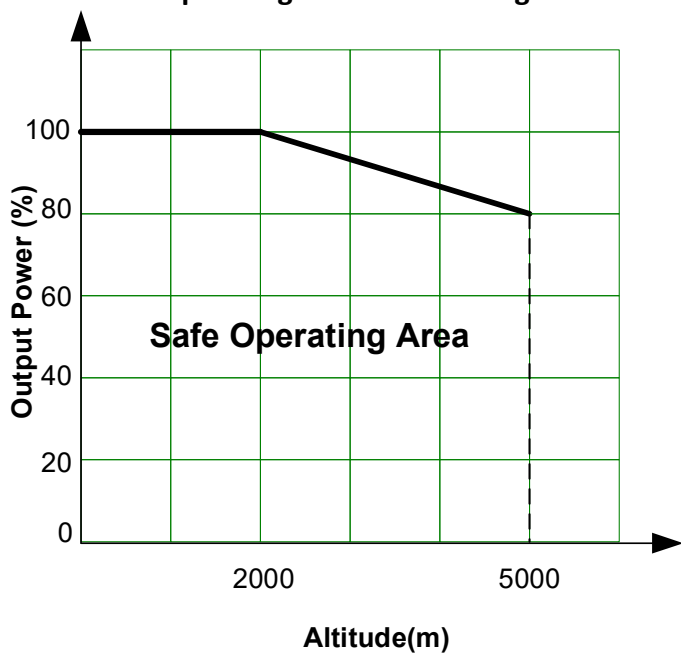
**Temperature Derating**  
Free Air Convection



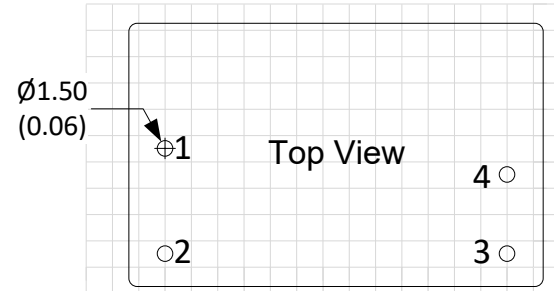
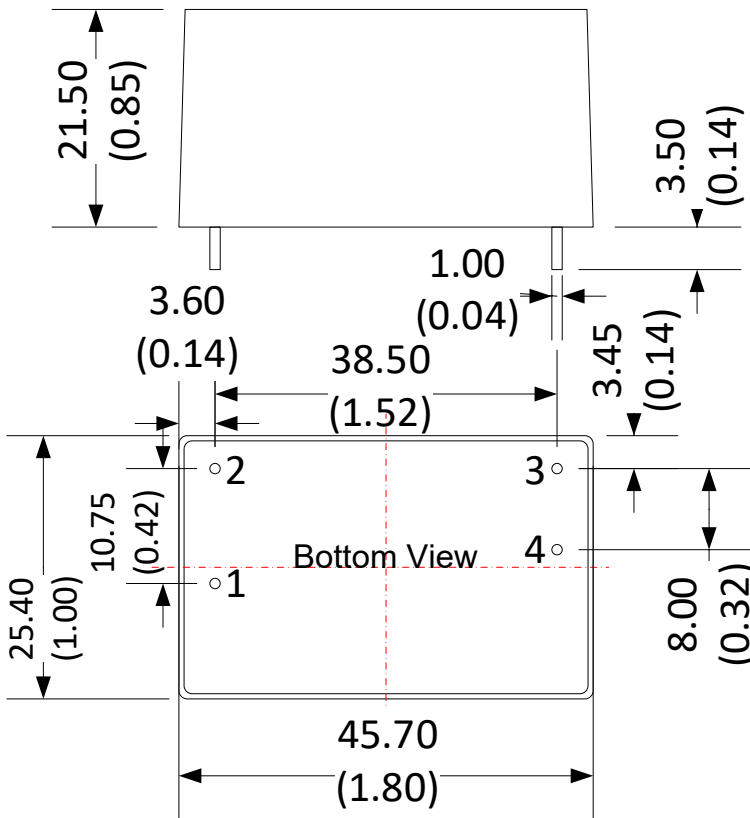
**Input Voltage Derating**  
Free Air Convection at 25°C



**Operating Altitude Derating**



## Dimensions



Note:

Unit: mm(inch)

General tolerance:  $\pm 1.0$  ( $\pm 0.04$ )

Pin diameter tolerance:  $\pm 0.15$  ( $\pm 0.006$ )

Pin Output Specifications	
Pin	Function
1	AC Input (N)
2	AC Input (L)
3	-V Output
4	+V Output

**NOTE:** 1. Datasheets are updated as needed and as such, specifications are subject to change without notice. Once printed or downloaded, datasheets are no longer controlled by Aimtec; refer to [www.aimtec.com](http://www.aimtec.com) for the most current product specifications. 2. Product labels shown, including safety agency certifications on labels, may vary based on the date manufactured. 3. Mechanical drawings and specifications are for reference only. 4. All specifications are measured at an ambient temperature of 25°C, humidity<75%, nominal input voltage and at rated output load unless otherwise specified. 5. Aimtec may not have conducted destructive testing or chemical analysis on all internal components and chemicals at the time of publishing this document. CAS numbers and other limited information are considered proprietary and may not be available for release. 6. This product is not designed for use in critical life support systems, equipment used in hazardous environments, nuclear control systems or other such applications which necessitate specific safety and regulatory standards other the ones listed in this datasheet. 7. Warranty is in accordance with Aimtec's standard Terms of Sale available at [www.aimtec.com](http://www.aimtec.com).