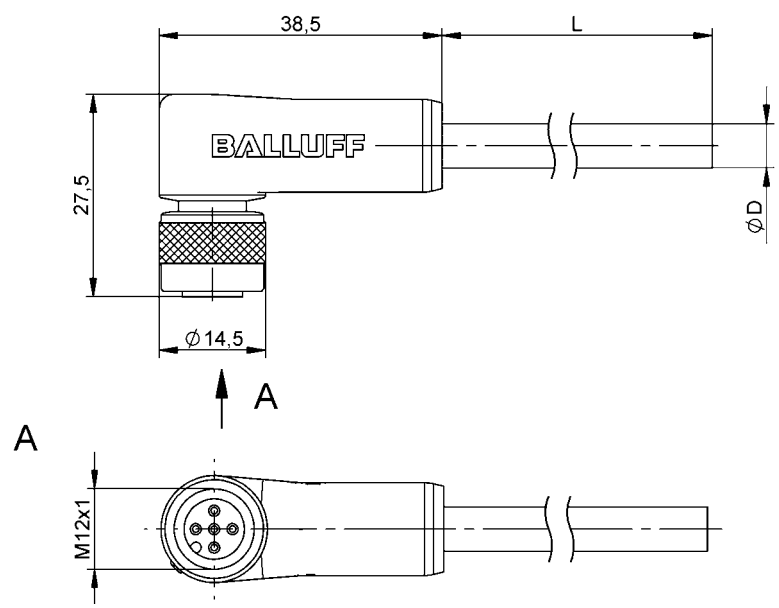


Single-Ended Cordsets  
BCC M425-0000-1A-037-VS8334-050  
Order Code: BCC035C



Basic features

Approval/Conformity	CE cULus WEEE
---------------------	---------------------

Electrical connection

Bending radius min., fixed cable	5 x D
Cable	PVC Shielded gray, 5 m
Cable diameter D	5.00 mm ±0.10 mm
Conductor cross-section	0.34 mm <sup>2</sup>
Connection	M12x1-Female, angled, 5-pin, A-coded
Connector configuration	right-angle
Number of conductors	3
Number of pins	5
System	Molded

Electrical data

Operating voltage U <sub>b</sub>	250 VDC / 250 VAC
Rated current (40 °C)	4.0 A

Remarks

Cable construction acc. to UL-AWM Style 2517  
Silicone-free  
Flame resistance acc. to FT1  
360° shield on cover nut  
Enclosure rating per IEC 60529, only in screwed state with the associated mating piece.

Environmental conditions

Cable temperature UL max., fixed routing	80 °C
Cable temperature, fixed routing	-20...105 °C
IP rating	IP67

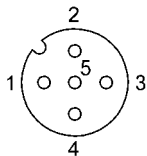
Material

Cable jacket material, note	Shielded
Cable jacket, material	PVC
Cable shield	Copper braid, tin-plated
Material contact carrier	PUR
Material contacts	Bronze
Material cover nut	Brass nickel-plated
Material grip	PUR

Mechanical data

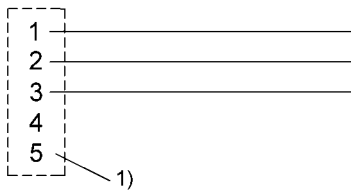
Cable jacket, color	gray
Cable length L	5.00 m
Tightening torque pigtail	0.6 Nm

Connector Drawings



PIN 1: brown  
PIN 2: black  
PIN 3: blue

Wiring Diagrams



1) Shield on cover nut