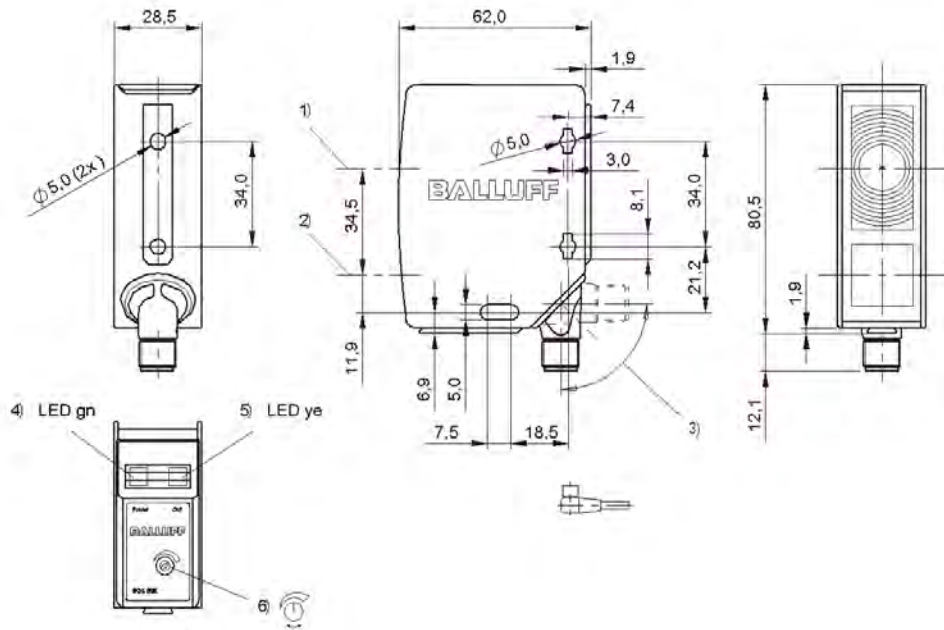


Photoelectric Sensors  
BOS 50K-PSV-RH12-S4  
Order Code: BOS0156

**BALLUFF**



1) Optical axis receiver, 2) Optical axis emitter, 3) rotatable 270°, 4) Power/short-circuit, 5) Output function/Error, 6) Sn



Basic features

Approval/Conformity	CE UKCA cULus WEEE
Basic standard	IEC 60947-5-2
Principle of operation	Photoelectric sensor
Series	50K
Style	Square Connection can be rotated

Display/Operation

Adjuster	10-turn potentiometer
Display	Output function- LED yellow LED green: Power Error - LED yellow, flashing Short circuit - LED green, flashing
Setting	Rated switching distance (Sn)

Electrical connection

Connection	Connector, M12x1-Male, 4-pin
Contact, surface protection	Gold plated
Polarity reversal protected	yes
Protection against device mix-ups	yes
Short-circuit protection	yes

Electrical data

Load capacitance max. at Ue	0.1 $\mu$ F
No-load current Io max. at Ue	50 mA
Operating voltage Ub	10...30 VDC
Protection class	II
Rated insulation voltage Ui	250 V AC
Rated operating current Ie	100 mA
Rated operating voltage Ue DC	24 V
Ready delay tv max.	300 ms
Residual current Ir max.	10 $\mu$ A
Ripple max. (% of Ue)	10 %
Switching frequency	500 Hz
Turn-off delay toff max.	1 ms
Turn-on delay ton max.	1 ms
Utilization category	DC -13
Voltage drop Ud max. at Ie	2.5 V

Environmental conditions

Ambient temperature	-10...60 °C
EN 60068-2-27, Shock	Half-sinus, 30 gn, 11 ms, 3x6
EN 60068-2-6, Vibration	10...55 Hz, amplitude 0.5 mm, 3x30 min
IP rating	IP67

Functional safety

MTTF (40 °C)	219 a
--------------	-------

Interface

Supplementary output	Error output PNP
Switch function, supplementary output	Normally closed (NC)
Switching output	PNP normally open (NO)

Material

Housing material	PC ABS
Material sensing surface	Glass

Mechanical data

Dimension	28.5 x 80.5 x 62 mm
Distance deviation 6 % max. (% of Sr)	25.0 %
Mounting part	Screw M5

Optical features

Ambient light max.	10000 Lux
Beam characteristic	Divergent
LED group per IEC 62471	Exempt Group
Light spot size	60 x 60 mm at Sr
Light type	LED, red light
Principle of optical operation	Diffuse sensor, triangulation
Special optical feature	Background suppression
Switching function, optical	Light-on
Wave length	630 nm

Range/Distance

Distance deviation 18 % max. (% of Sr)	8 %
Hysteresis H max. (% of Sr)	5.0 %
Range	200...2000 mm
Rated operating distance Sn	2 m Adjustable
Repeat accuracy max. (% of Sr)	5.0 %
Temperature drift max. (% of Sr)	10 %

Remarks

Only for applications per NFPA 79 (machines with a supply voltage of maximum 600 V). Use an R/C (CYJV2) cable with suitable properties for attaching the device.

For additional information, refer to user's guide.

The sensor is functional again after the overload has been eliminated.

Reference object (target): gray card, 200 x 200, 90 % remission, axial approach.

Order accessories separately.

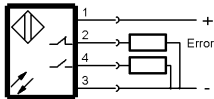
For more information about MTTF and B10d see MTTF / B10d Certificate

Indication of the MTTF- / B10d value does not represent a binding composition and/or life expectancy assurance; these are simply experiential values with no warranty implications. These declared values also do not extend the expiration period for defect claims or affect it in any way.

Connector Drawings



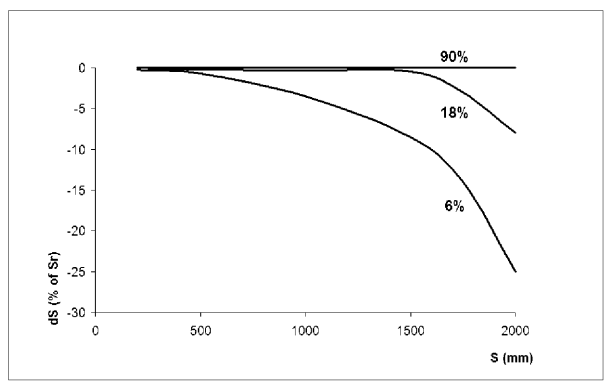
Wiring Diagrams



Photoelectric Sensors  
BOS 50K-PSV-RH12-S4  
Order Code: BOS0156



Technical Drawings



Opto Symbols

