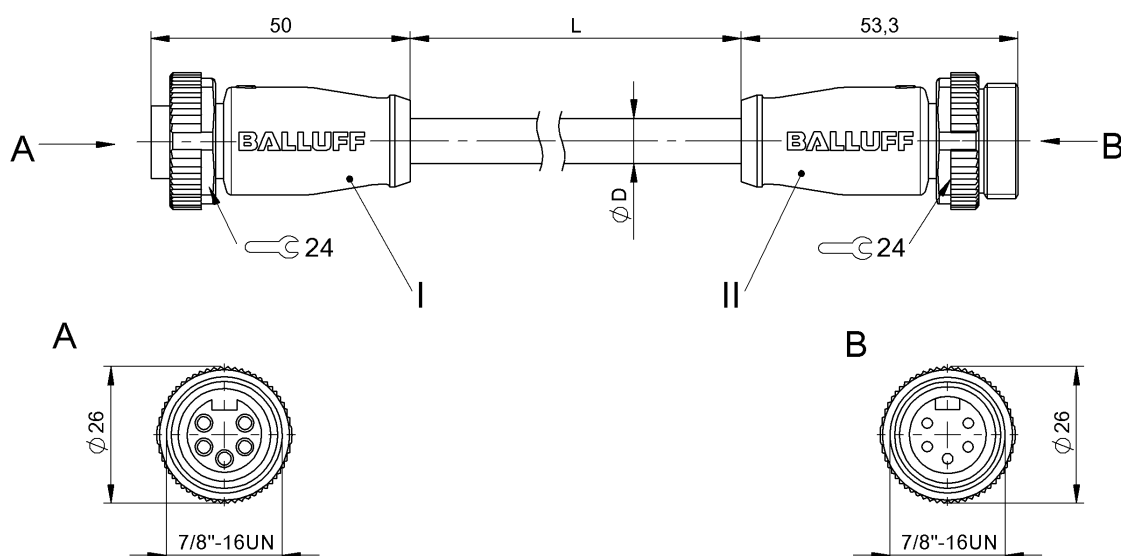


Double-Ended Cordsets

BCC A315-A315-30-330-VS85N6-020

Order Code: BCC09YE

BALLUFF

Basic features

Application	DeviceNet Thin
Approval/Conformity	CE cULus WEEE

Electrical connection

Cable	PVC Shielded gray, 2 m
Cable diameter D	7.20 mm \pm 0.13 mm
Conductor cross-section	22 AWG
Connection 1	7/8"-Female, straight, 5-pin
Connection 2	7/8"-Male, straight, 5-pin
Number of conductors	4
System	Molded/Molded

Electrical data

Cable rated voltage AC max.	300 V
Cable rated voltage DC max.	300 V
Conductor construction	2x2 twisted-pair
Operating voltage U_b	300 VDC / 300 VAC
Rated current (40 °C)	4.0 A
Surge impedance	120 Ohm \pm 12 Ohm

Remarks

Cable construction acc. to CMG 75°C or CL2
 Flame resistant per UL 1685 (CSA FT4)
 Enclosure rating per IEC 60529, only in screwed state with the associated mating piece.

Environmental conditions

Ambient temperature	-20...80 °C
IP rating	IP67, IP68/IP67, IP68

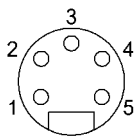
Material

Cable jacket material, note	Shielded
Cable jacket, material	PVC
Cable shield	Aluminum foil and copper braid
Material contact carrier	PUR/PUR
Material contacts	Brass/Brass
Material cover nut	Die-cast zinc/Die-cast zinc
Material grip	PUR/PUR

Mechanical data

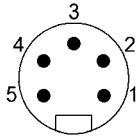
Cable jacket, color	gray
Cable length L	2.00 m
Tightening torque pigtail	1.5 Nm/1.5 Nm

Connector Drawings



I

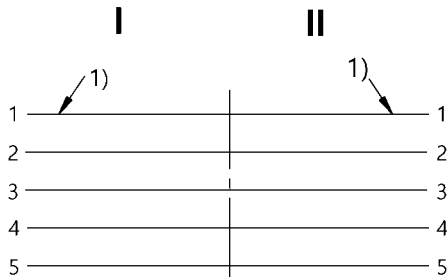
PIN 1: shield
PIN 2: red/+24V
PIN 3: black/0V
PIN 4: white/CAN_H
PIN 5: blueCAN_L



II

PIN 1: shield
PIN 2: red/+24V
PIN 3: black/0V
PIN 4: white/CAN_H
PIN 5: blueCAN_L

Wiring Diagrams



1) Shield on PIN 1