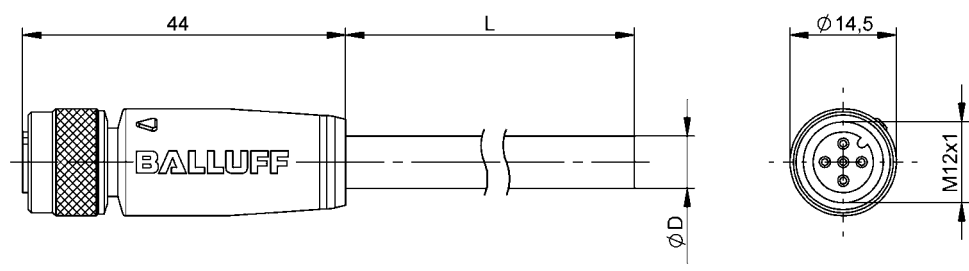


Single-Ended Cordsets  
BCC W415-0000-1A-008-TW0434-020  
Order Code: BCC0KC9



Basic features

Application	Welding area
Approval/Conformity	CE cULus WEEE

Display/Operation

Function indicator (Pin 4)	LED yellow
Power indicator	Green LED

Electrical connection

Bending radius min., fixed cable	7.5 x D
Bending radius min., flexible cable	15 x D
Cable	FEP welding spark resistant black, 2 m
Cable diameter D	4.10 mm ±0.30 mm
Conductor cross-section	0.34 mm <sup>2</sup>
Connection	M12x1-Female, straight, 5-pin, A- coded
Connector configuration	Straight
Number of conductors	4
Number of pins	5
System	Molded

Electrical data

Operating voltage U <sub>b</sub>	30 VDC
Rated current (40 °C)	4.0 A

Environmental conditions

Cable temperature, fixed routing	-100...200 °C
Connector 01, temperature max.	100 °C
IP rating	IP65

Interface

Switching output	Complementary
------------------	---------------

Material

Cable jacket material, note	welding spark resistant
Cable jacket, material	FEP
Material contact carrier	PUR, special
Material contacts	Bronze
Material cover nut	Brass PTFE coated
Material grip	PUR, special

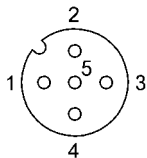
Mechanical data

Cable jacket, color	black
Cable length L	2.00 m
Tightening torque pigtail	0.6 Nm

Remarks

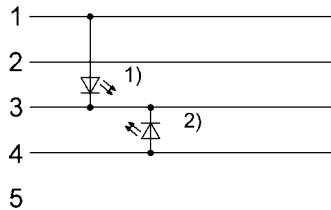
Cable construction acc. to UL-AWM Style 2749  
Maximum temperature at outer jacket from weld spatter/beads short-time 800°C.  
Flame-retarding  
Enclosure rating per IEC 60529, only in screwed state with the associated mating piece.

Connector Drawings



PIN 1: brown  
PIN 2: white  
PIN 3: blue  
PIN 4: black

Wiring Diagrams



1) Green LED = Power  
2) Yellow LED = Function