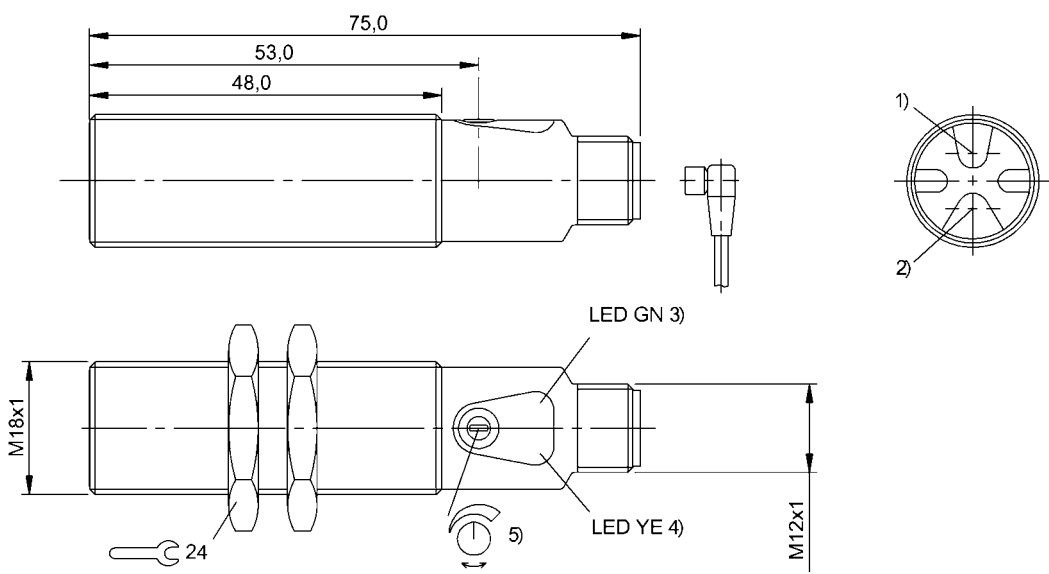


Photoelectric Sensors
BFB M18M-011-P-S4
Order Code: BFB000C



1) Optical axis receiver, 2) Optical axis emitter, 3) Operating voltage, 4) Light reception/limit area, 5) Sn



Basic features

Approval/Conformity	CE UKCA cULus WEEE
Basic standard	IEC 60947-5-2
Principle of operation	Photoelectric sensor
Series	18M
Style	Cylinder, straight optics

Display/Operation

Adjuster	Potentiometer 270°
Display	LED green: Power LED yellow: Light received Error - LED green, flashing Limit range - LED yellow, flashing
Setting	Sensitivity (Sn)

Electrical connection

Connection	Connector-Male, 4-pin
Contact, surface protection	Gold plated
Polarity reversal protected	yes
Short-circuit protection	yes

Electrical data

Load capacitance max. at Ue	0.2 µF
No-load current Io max. at Ue	30 mA
Operating voltage Ub	10...30 VDC
Rated insulation voltage Ui	75 V DC
Rated operating current Ie	100 mA
Rated operating voltage Ue DC	24.0 V
Ready delay tv max.	19 ms
Ripple max. (% of Ue)	15 %
Switching frequency	1000 Hz
Turn-off delay toff max.	0.5 ms
Turn-on delay ton max.	0.5 ms
Utilization category	DC -13
Voltage drop Ud max. at Ie	1.5 V

Environmental conditions

Ambient temperature	-5...55 °C
Ambient temperature max.	55 °C 65 °C for operating by small Ub
EN 60068-2-27, Shock	Half-sinus, 30 gn, 11 ms, 3x6 Half-sinus, 100 gn, 2 ms, 3x8000
EN 60068-2-6, Vibration	55 Hz, amplitude 1 mm, 3x30 min 10...2000 Hz, amplitude 1 mm, 30 gn, 3x5 h
IP rating	IP67

Functional safety

MTTF (40 °C)	82 a
--------------	------

Interface

Switching output	2x PNP normally open/normally closed (NO/NC)
------------------	--

Material

Housing material	Brass, nickel-plated
Material sensing surface	PMMA
Surface protection	nickel-plated

Mechanical data

Dimension	Ø 18 x 75 mm
Mounting part	Nut M18x1
Tightening torque max.	15 Nm 30 Nm

Optical features

Ambient light max.	10000 Lux
LED group per IEC 62471	Exempt Group
Light type	LED infrared
Principle of optical operation	depends on fiber optics
Switching function, optical	Light/dark switching
Wave length	850 nm

Range/Distance

Hysteresis H max. (% of Sr)	10 %
Range	depends on fiber optics
Temperature drift max. (% of Sr)	5 %

Remarks

The sensor is functional again after the overload has been eliminated.

For additional information, refer to user's guide.

Order accessories separately.

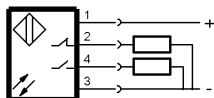
For more information about MTTF and B10d see MTTF / B10d Certificate

Indication of the MTTF- / B10d value does not represent a binding composition and/or life expectancy assurance; these are simply experiential values with no warranty implications. These declared values also do not extend the expiration period for defect claims or affect it in any way.

Connector Drawings



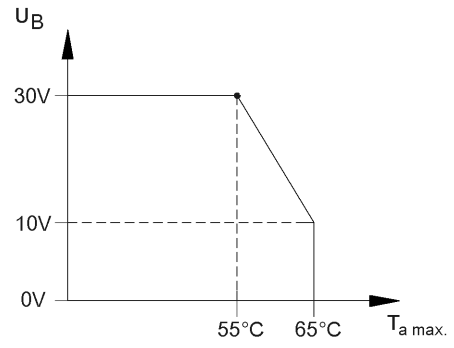
Wiring Diagrams



Photoelectric Sensors
BFB M18M-011-P-S4
Order Code: BFB000C



Technical Drawings



Opto Symbols

