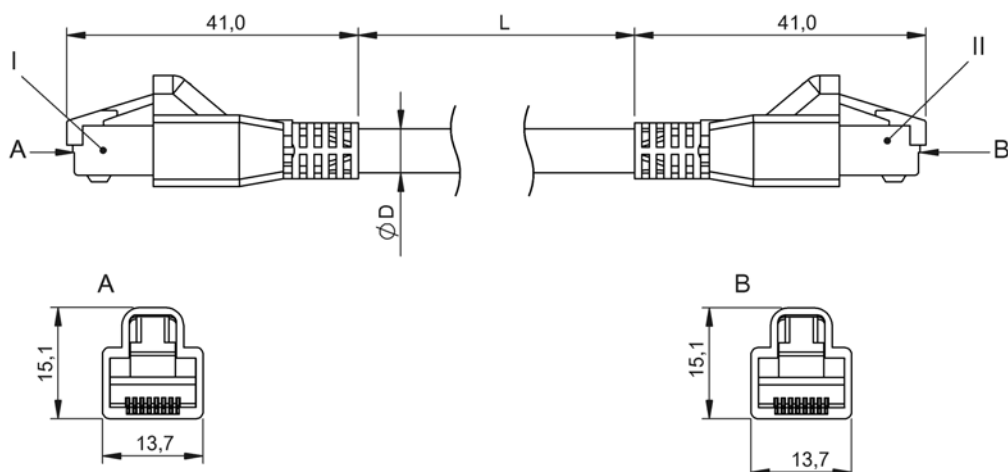


Double-Ended Cordsets
 BCC E894-E894-90-339-ES64N9-170
 Order Code: BCC0L8T

BALLUFF



Basic features

Application	Ethernet, CAT 5
Approval/Conformity	CE WEEE

Electrical connection

Bending radius min., flexible cable	10 x D
Cable	TPE Shielded teal, 17 m, drag chain compatible
Cable diameter D	6.10 mm ±0.25 mm
Cable, bending cycles min.	10 mil.
Cable, note	Ethernet, CAT 5E
Conductor cross-section	24 AWG
Connection 1	RJ45-Male, straight, 4-pin
Connection 2	RJ45-Male, straight, 4-pin
Number of conductors	4
System	assembled/assembled

Electrical data

Cable rated voltage AC max.	600 V
Cable rated voltage DC max.	600 V
Conductor construction	2x2 twisted-pair
Conductor resistance	≤ 26.0 Ohm/1000 ft
Coupling resistance max.	100 Ohm ±15 Ohm
Operating capacitance	13.5 pF/ft
Operating voltage U _b	42 VDC / 30 VAC
Rated current (40 °C)	1.0 A
Transfer rate	10/100 Mbit/s

Environmental conditions

Cable temperature, flexible routing	-40...80 °C
IP rating	IP20/IP20

Material

Cable jacket material, note	Shielded
Cable jacket, material	TPE
Cable shield	Aluminum foil and copper braid
Material contact carrier	PBT/PBT
Material contacts	Phosphor bronze, gold plated/ Phosphor bronze, gold plated
Material grip	PVC/PVC

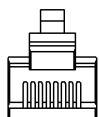
Mechanical data

Cable jacket, color	teal
Cable length L	17.00 m
Cable properties	drag chain compatible

Remarks

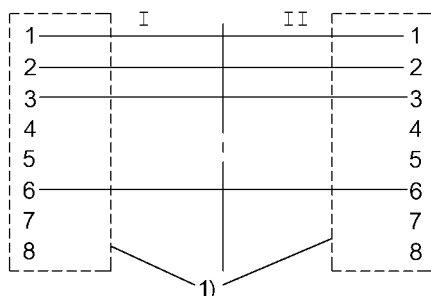
Cable construction acc. to UL CMX Outdoor or AWM Style 2463
Enclosure rating per IEC 60529 or ISO 20653, only in screwed state with the associated mating piece.

Connector Drawings



- I, II
- PIN 1: white/orange
- PIN 2: orange
- PIN 3: white/green
- PIN 4: not used
- PIN 5: not used
- PIN 6: green
- PIN 7: not used
- PIN 8: not used

Wiring Diagrams



1) Shield on housing