




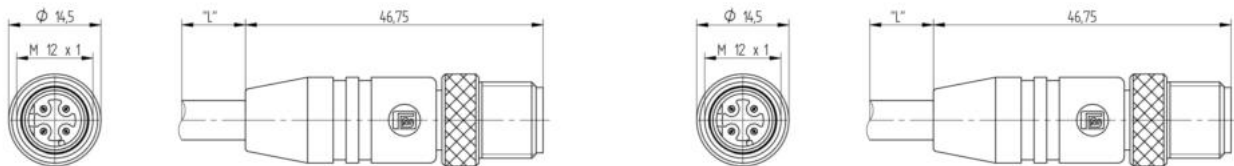
Product: [0985 342 100](#) 

Fast Ethernet Cat5e Data Double-Ended Cordset: Male straight D-coded black M12 Standard to male straight D-coded black M12 Standard, shielded, 50 V AC / 60 V DC, 4 A; PUR green cable, 4-wires, 2x2x0.34 mm²

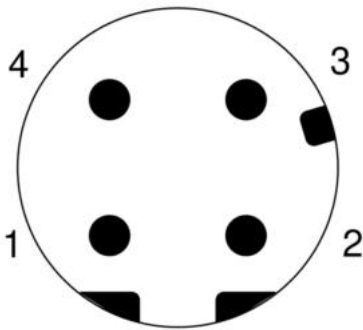
Product Description

Fast Ethernet Cat5e Data Double-Ended Cordset: Male straight D-coded black M12 Standard to male straight D-coded black M12 Standard, shielded, 50 V AC / 60 V DC, 4 A; PUR green cable, 4-wires, 2x2x0.34 mm²

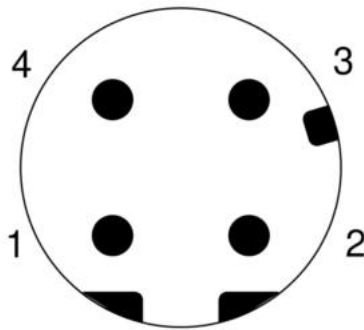
Technical Drawing



Male



Male



Technical Specifications

Face View Side 1

| Pin 1 | Pin 2 | Pin 3 | Pin 4 |
|--------|-------|--------|-------|
| yellow | white | orange | blue |

Face View Side 2

| Pin 1 | Pin 2 | Pin 3 | Pin 4 |
|--------|-------|--------|-------|
| yellow | white | orange | blue |

Product Description

| | |
|-------------------------|-----------------------|
| Product Family: | Data Connectors |
| Brand: | Lumberg Automation |
| Connector Type: | Cordset, double ended |
| Shielding: | Shielded |
| Rated Voltage: | 60 V |
| Rated Impulse Voltage: | 1.5 kV |
| Operating Voltage: | 50 V AC / 60 V DC |
| Rated Current*: | 4 A |
| Data Transmission: | Fast Ethernet Cat5e |
| Data Transmission Rate: | 100 Mbit/s |

Technical Data Side 1

| | |
|--------------------------------------|--|
| Product Sub Family: | M12 Standard |
| Type of Contact / Gender: | Male |
| Connector Design: | Straight |
| Attachment Type: | Coupling Screw |
| Number of Pins: | 4 |
| Coding: | D |
| Contact Resistance: | ≤ 10 mOhm |
| Insulation Resistance: | 600V Peak AWM rated |
| Mating Cycles: | ≤ 100 |
| Ambient Temperature (Operation)*: | - 40 °C - + 90 °C |
| Protection Degree / IP Rating**: | IP65, IP67, IP69K |
| Design Standard: | IEC 61076-2-101 |
| Pollution Degree: | 3 acc. to DIN EN 60664-1 (VDE 0110-1) |
| Overvoltage Category: | III acc. to DIN EN 60664-1 (VDE 0110-1) |
| Contact Base Material: | CuSn |
| Contact Plating: | Cu/Au |
| Contact Bearer Material: | PBT |
| Contact Bearer Color: | Black |
| Flammability Class (Contact Bearer): | UL 94 HB |
| Molded Body Material: | TPU |
| Molded Body Color: | Black |
| Flammability Class (Molded Body): | UL 94 HB |
| Attachment Material: | CuZn |
| Attachment Plating: | Nickel-plated |
| Shielding Material: | CuZn, tin-plated |
| Fastening Torque (Attachment): | M 12x1: (50-60) Ncm, hand-tight |
| Note: | Do not connect or disconnect under load. |

Cable Data

| | |
|---|-------------------------------|
| Cable Number: | 342 |
| Conductor Size: | 2x2x0.34 mm² |
| Number of Wires: | 4 |
| Minimal Bending Radius (Fixed Inst): | > 5 x D |
| Minimal Bending Radius (Flexible Inst): | > 10 x D |
| Cycles (Bending): | > 2 M |
| Cycles (Torsion): | > 2 M @ ± 360 °/1 m |
| Conductor material: | Cu |
| Cable Jacket Material: | PUR |
| Cable Jacket Color: | green matt similarly RAL 6018 |

| | |
|---|---|
| Cable Diameter D: | ø 6.50 ± 0.20 mm |
| Wire Insulation Material: | PP |
| Insulated Wire Diameter: | ø 1.58 ± 0.05 mm |
| Overall Shield (Cable): | Cu-ETP1 tinned |
| Foil shield: | Al-PT Foil |
| Ambient Temperature (Fixed Installation): | - 50 °C - + 80 °C |
| Ambient Temperature (Flex Installation): | - 25 °C - + 80 °C |
| Ambient Temperature (Drag Chain Inst): | - 25 °C - + 60 °C |
| UL Cable Type: | AWM: 20549 |
| Flammability Class (Cable Jacket): | DIN EN 60332-2-2, VDE 0482-332-2-2, IEC 60332-2-2, CSA FT-2, flame-retardant |
| Cable Characteristics: | Exclusion of dangerous materials; Line construction similar PROFinet C-Specification; Line requirements similar: IEC 11801, IEC 61156 (CAT 5), EN 50173, EN 50288-2-2 (100MHz-cable and EIA/TIA 568 B (CAT 5e), Good microbes and hydrolysis resistance; Mainly plasticizer diffusion free; Good chemical and oil resistance; Exclusion of PVC and Silicone; LABS-free of lacquer wetting disturbing substances; Coldness flexibility |
| Core Colors: | star quad: white & blue, yellow & orange |

Technical Data Side 2

| | |
|--|---|
| Product Sub Family, Side 2: | M12 Standard |
| Type of Contact / Gender, Side 2: | Male |
| Connector Design, Side 2: | Straight |
| Attachment Type, Side 2: | Coupling Screw |
| Number of Pins, Side 2: | 4 |
| Coding, Side 2: | D |
| Contact Resistance, Side 2: | ≤ 10 mOhm |
| Insulation Resistance, Side 2: | > 10 ⁹ Ohm |
| Mating Cycles, Side 2: | ≤ 100 |
| Ambient Temperature (Operation), Side 2*: | - 40 °C - + 90 °C |
| Protection Degree / IP Rating, Side 2**: | IP65, IP67, IP69K |
| Design Standard, Side 2: | IEC 61076-2-101 |
| Pollution Degree, Side 2: | 3 acc. to DIN EN 60664-1 (VDE 0110-1) |
| Overvoltage Category, Side 2: | III acc. to DIN EN 60664-1 (VDE 0110-1) |
| Contact Base Material, Side 2: | CuSn |
| Contact Plating, Side 2: | Cu/Au |
| Contact Bearer Material, Side 2: | PBT |
| Contact Bearer Color, Side 2: | Black |
| Flammability Class (Contact Bearer), Side 2: | UL 94 HB |
| Molded Body Material, Side 2: | TPU |
| Molded Body Color, Side 2: | Black |
| Flammability Class (Molded Body), Side 2: | UL 94 HB |
| Attachment Material, Side 2: | CuZn |
| Attachment Plating, Side 2: | Nickel-plated |
| Shielding Material, Side 2: | CuZn, tin-plated |
| Fastening Torque (Attachment), Side 2: | M 12x1: (50-60) Ncm, hand-tight |

Safety & Environmental Compliance

| | |
|-----------------|-----|
| RoHS Compliant: | yes |
|-----------------|-----|

Resistances

| | |
|-----------------|---|
| Halogenfree: | DIN EN 50267-2-1, IEC 60754-1, VDE 0482-267-2-1 |
| Oil Resistance: | EN 60811 Part 2-1 |

Notes

| | |
|-------------------------------------|--|
| Protection Degree / IP Rating Note: | ** only if mounted and locked in combination with Hirschmann / Lumberg Automation connector. |
| Note Derating: | Notice derating |

History

| | |
|----------------------|---|
| Update and Revision: | Revision Number: 0.71 Revision Date: 02-03-2025 |
|----------------------|---|

Variants

| Item # | Item Description | Cable Length |
|-----------|---------------------|--------------|
| 108549 | 0985 342 100/0,3 M | 0.3 m |
| 69453 | 0985 342 100/0,5 M | 0.5 m |
| 11949 | 0985 342 100/0,6 M | 0.6 m |
| 69873 | 0985 342 100/1 M | 1 m |
| 687 | 0985 342 100/1,5 M | 1.5 m |
| 64367 | 0985 342 100/2 M | 2 m |
| 934637354 | 0985 342 100/12,5 M | 12.5 m |
| 11951 | 0985 342 100/2,5 M | 2.5 m |
| 68412 | 0985 342 100/3 M | 3 m |
| 601 | 0985 342 100/3,5 M | 3.5 m |
| 934637655 | 0985 342 100/4 M | 4 m |
| 66462 | 0985 342 100/5 M | 5 m |
| 589 | 0985 342 100/6 M | 6 m |
| 934636680 | 0985 342 100/7,5 M | 7.5 m |
| 934637355 | 0985 342 100/17,5 M | 17.5 m |
| 233 | 0985 342 100/8 M | 8 m |
| 5999 | 0985 342 100/9 M | 9 m |
| 66463 | 0985 342 100/10 M | 10 m |
| 72708 | 0985 342 100/15 M | 15 m |
| 66464 | 0985 342 100/20 M | 20 m |
| 83229 | 0985 342 100/25 M | 25 m |
| 72710 | 0985 342 100/30 M | 30 m |
| 107003 | 0985 342 100/35 M | 35 m |
| 70053 | 0985 342 100/40 M | 40 m |
| 107004 | 0985 342 100/45 M | 45 m |
| 83230 | 0985 342 100/50 M | 50 m |
| 107005 | 0985 342 100/55 M | 55 m |
| 934636103 | 0985 342 100/60 M | 60 m |
| 13904 | 0985 342 100/65 M | 65 m |
| 83231 | 0985 342 100/70 M | 70 m |
| 934637387 | 0985 342 100/75 M | 75 m |
| 67568 | 0985 342 100/80 M | 80 m |
| 5 | 0985 342 100/85 M | 85 m |
| 83232 | 0985 342 100/90 M | 90 m |

© 2025 Belden, Inc

All Rights Reserved.

Although Belden makes every reasonable effort to ensure their accuracy at the time of this publication, information and specifications described here in are subject to error or omission and to change without notice, and the listing of such information and specifications does not ensure product availability.

Belden provides the information and specifications herein on an "ASIS" basis, with no representations or warranties, whether express, statutory or implied. In no event will Belden be liable for any damages (including consequential, indirect, incidental, special, punitive, or exemplary damages) whatsoever, even if Belden has been advised of the possibility of such damages, whether in an action under contract, negligence or any other theory, arising out of or in connection with the use, or inability to use, the information or specifications described herein.

All sales of Belden products are subject to Belden's standard terms and conditions of sale.

Belden believes this product to be in compliance with all applicable environmental programs as listed in the data sheet. The information provided is correct to the best of Belden's knowledge, information and belief at the date of its publication. This information is designed only as a general guide for the safe handling, storage, and any other operation of the product itself or the one that it becomes a part of. The Product Disclosure is not to be considered a warranty or quality specification. Regulatory information is for guidance purposes only. Product users are responsible for determining the applicability of legislation and regulations based on their individual usage of the product.