


Product: [0985 342 502](#) 

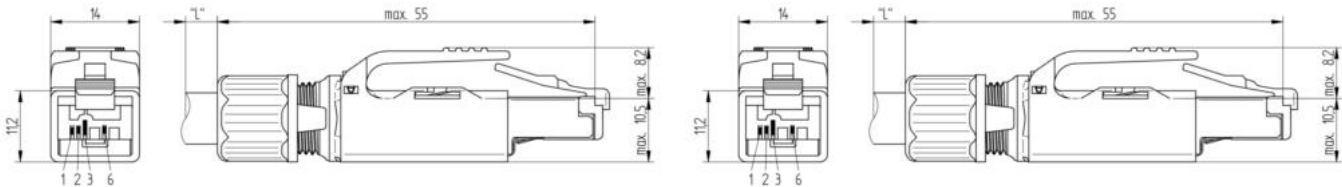


Fast Ethernet Cat5e Data Double-Ended Cordset: Male straight RJ45-coded black RJ45 Field Attachable to male straight RJ45-coded black RJ45 Field Attachable, shielded, 30 V AC / 42 V DC, 1.5 A; PUR green cable, 4-wires, 2x2x0.34 mm²

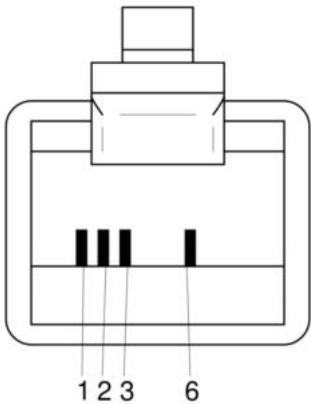
Product Description

Fast Ethernet Cat5e Data Double-Ended Cordset: Male straight RJ45-coded black RJ45 Field Attachable to male straight RJ45-coded black RJ45 Field Attachable, shielded, 30 V AC / 42 V DC, 1.5 A; PUR green cable, 4-wires, 2x2x0.34 mm²

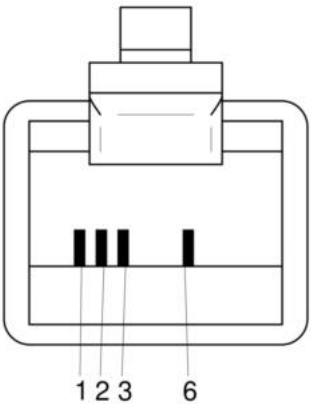
Technical Drawing



Male



Male



Technical Specifications

Face View Side 1

Pin 1	Pin 2	Pin 3	Pin 4
yellow	orange	white	blue

Face View Side 2

Pin 1	Pin 2	Pin 3	Pin 4
yellow	orange	white	blue

Product Description

Product Family:	Data Connectors
Brand:	Lumberg Automation
Connector Type:	Cordset, double ended
Shielding:	Shielded
Rated Voltage:	60 V
Rated Impulse Voltage:	1 kV
Operating Voltage:	30 V AC / 42 V DC
Rated Current*:	1.5 A
Data Transmission:	Fast Ethernet Cat5e
Data Transmission Rate:	100 Mbit/s

Technical Data Side 1

Product Sub Family:	RJ45 Field Attachable
Type of Contact / Gender:	Male
Connector Design:	Straight
Number of Pins:	4
Coding:	RJ45
Contact Resistance:	≤ 20 mOhm
Insulation Resistance:	> 10^9 Ohm
Mating Cycles:	≤ 750
Ambient Temperature (Operation)*:	- 40 °C - + 70 °C
Protection Degree / IP Rating**:	IP20
Design Standard:	IEC 60603-7
Overvoltage Category:	I acc. to DIN EN 60664-1 (VDE 0110-1)
Contact Base Material:	CuSn
Contact Plating:	Cu/Au
Contact Bearer Material:	PA
Contact Bearer Color:	Black
Flammability Class (Contact Bearer):	UL 94 V-0
Housing Material:	PA
Housing Color:	Black
Flammability Class (Housing):	UL 94 V-0
Shielding Material:	Copper, nickel-plated
Note:	Do not connect or disconnect under load.

Cable Data

Cable Number:	342
Conductor Size:	2x2x0.34 mm²
Number of Wires:	4
Minimal Bending Radius (Fixed Inst):	> 5 x D
Minimal Bending Radius (Flexible Inst):	> 10 x D
Cycles (Bending):	> 2 M
Cycles (Torsion):	> 2 M @ ± 360 °/1 m
Conductor material:	Cu
Cable Jacket Material:	PUR
Cable Jacket Color:	green matt similarly RAL 6018
Cable Diameter D:	ø 6.50 ± 0.20 mm
Wire Insulation Material:	PP
Insulated Wire Diameter:	ø 1.58 ± 0.05 mm
Overall Shield (Cable):	Cu-ETP1 tinned
Foil shield:	Al-PT Foil

Ambient Temperature (Fixed Installation):	- 50 °C - + 80 °C
Ambient Temperature (Flex Installation):	- 25 °C - + 80 °C
Ambient Temperature (Drag Chain Inst):	- 25 °C - + 60 °C
UL Cable Type:	AWM: 20549
Flammability Class (Cable Jacket):	DIN EN 60332-2-2, VDE 0482-332-2-2, IEC 60332-2-2, CSA FT-2, flame-retardant
Cable Characteristics:	Exclusion of dangerous materials; Line construction similar PROFinet C-Specification; Line requirements similar: IEC 11801, IEC 61156 (CAT 5), EN 50173, EN 50288-2-2 (100MHz-cable and EIA/TIA 568 B (CAT 5e), Good microbes and hydrolysis resistance; Mainly plasticizer diffusion free; Good chemical and oil resistance; Exclusion of PVC and Silicone; LABS-free of lacquer wetting disturbing substances; Coldness flexibility
Core Colors:	star quad: white & blue, yellow & orange

Technical Data Side 2

Product Sub Family, Side 2:	RJ45 Field Attachable
Type of Contact / Gender, Side 2:	Male
Connector Design, Side 2:	Straight
Number of Pins, Side 2:	4
Coding, Side 2:	RJ45
Contact Resistance, Side 2:	≤ 20 mOhm
Insulation Resistance, Side 2:	> 10 ⁹ Ohm
Mating Cycles, Side 2:	≤ 750
Ambient Temperature (Operation), Side 2*:	- 40 °C - + 70 °C
Protection Degree / IP Rating, Side 2**:	IP20
Design Standard, Side 2:	IEC 60603-7
Overvoltage Category, Side 2:	I acc. to DIN EN 60664-1 (VDE 0110-1)
Contact Base Material, Side 2:	CuSn
Contact Plating, Side 2:	Cu/Au
Contact Bearer Material, Side 2:	PA
Contact Bearer Color, Side 2:	Black
Flammability Class (Contact Bearer), Side 2:	UL 94 V-0
Housing Material, Side 2:	PA
Housing Color, Side 2:	Black
Flammability Class (Housing), Side 2:	UL 94 V-0
Shielding Material, Side 2:	Copper, nickel-plated

Safety & Environmental Compliance

RoHS Compliant:	yes
-----------------	-----

Resistances

Halogenfree:	DIN EN 50267-2-1, IEC 60754-1, VDE 0482-267-2-1
Oil Resistance:	EN 60811 Part 2-1

Notes

Protection Degree / IP Rating Note:	** only if mounted and locked in combination with Hirschmann / Lumberg Automation connector.
Note Derating:	Notice derating

History

Update and Revision:	Revision Number: 0.71 Revision Date: 02-03-2025
----------------------	---

Variants

Item #	Item Description	Cable Length
1036	0985 342 502/1M	1M

1464	0985 342 502/2 M	2 M
993	0985 342 502/10 M	10 M
1037	0985 342 502/15 M	15 M
991	0985 342 502/20 M	20 M

© 2025 Belden, Inc

All Rights Reserved.

Although Belden makes every reasonable effort to ensure their accuracy at the time of this publication, information and specifications described here in are subject to error or omission and to change without notice, and the listing of such information and specifications does not ensure product availability.

Belden provides the information and specifications herein on an "ASIS" basis, with no representations or warranties, whether express, statutory or implied. In no event will Belden be liable for any damages (including consequential, indirect, incidental, special, punitive, or exemplary damages) whatsoever, even if Belden has been advised of the possibility of such damages, whether in an action under contract, negligence or any other theory, arising out of or in connection with the use, or inability to use, the information or specifications described herein.

All sales of Belden products are subject to Belden's standard terms and conditions of sale.

Belden believes this product to be in compliance with all applicable environmental programs as listed in the data sheet. The information provided is correct to the best of Belden's knowledge, information and belief at the date of its publication. This information is designed only as a general guide for the safe handling, storage, and any other operation of the product itself or the one that it becomes a part of. The Product Disclosure is not to be considered a warranty or quality specification. Regulatory information is for guidance purposes only. Product users are responsible for determining the applicability of legislation and regulations based on their individual usage of the product.