



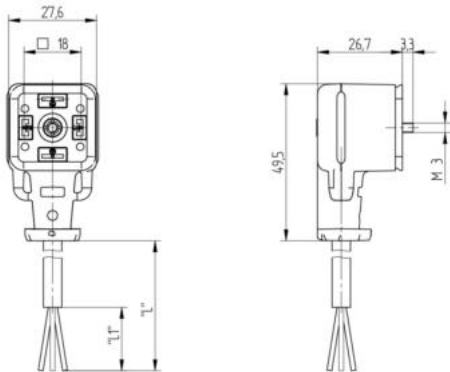
Product: [GAN22LU-V21-603](#)

GAN - Molded Female Cordset, Form A, Contacts: 2+2PE, with Varistor (MOV) and YE LED, 120 V | 10 A, IP67; PUR Grey, 3x0.75mm² (18AWG); cURus 2238

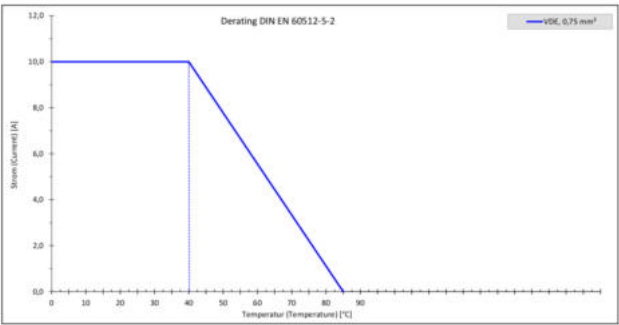
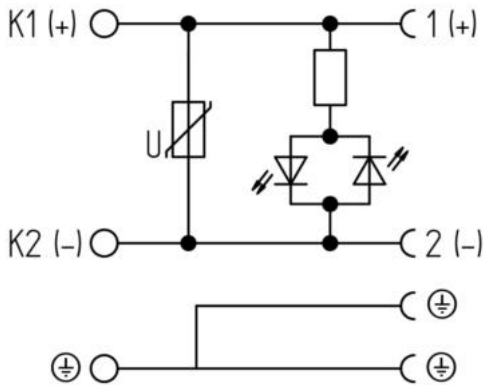
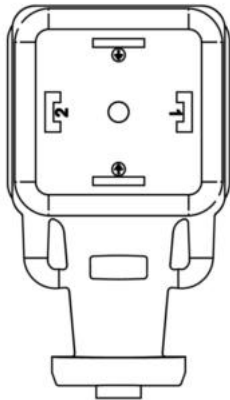
Product Description

175301-803-A (DIN 43650-A): Single-Ended Female Cordset, Contacts: 2+2PE, with Varistor (MOV) and Yellow LED, 120 V | 10 A, IP67; Cable: PUR Grey, IEC, 3x0.75mm² (18AWG); cURus 2238

Technical Drawing



GAN22



Technical Specifications

Product Life Cycle

Availability:	Active
---------------	--------

Face View

Pin 1	Pin 2	PE1	PE2
brown	blue	green-yellow	green-yellow

Technical Data

Product Family:	Valve Connectors
Product Sub Family:	GAN - cURus 2238
Brand:	Hirschmann
Connector Type:	Cordset, single ended
Type of Contact / Gender:	Female
Connector Design:	Angled
Number of Pins:	2+2 PE
Coding:	A
Shielding:	Unshielded
Attachment Type:	Central Screw
Rated Voltage:	120 V
Rated Impulse Voltage:	4.0 kV (PCBA 2.0 kV)
Operating Voltage:	110 V AC/DC
Rated Current*:	10 A
Contact Resistance:	≤ 10 mOhm
Insulation Resistance:	> 10^9 Ohm
Mating Cycles:	≤ 50
Ambient Temperature (Operation)*:	-25 °C - +85 °C [Extended Temperature -40 °C - +105 °C with additional gasket accessory, 934887001]
Protection Degree / IP Rating**:	IP65, IP67 (IP69K: without additional gasket; max. +80 °C)
Design Standard:	DIN EN 175301-803-A, ISO 4400
Pollution Degree:	3 acc. to DIN EN 60664-1 (VDE 0110-1)
Clearance / Creepage Distance:	DIN EN 60664-1 (2008/01); VDE 0110-1
Overvoltage Category:	III acc. to DIN EN 60664-1 (VDE 0110-1)

Materials

Contact Base Material:	CuZn
Contact Plating:	Cu/Sn
Contact Bearer Material:	PA GF
Contact Bearer Color:	black
Flammability Class (Contact Bearer):	UL 94 V-0
Molded Body Material:	TPE
Molded Body Color:	Grey translucent
Flammability Class (Molded Body):	UL 94 HB
Attachment Material:	Steel, Philips combi slot
Gasket Material:	Molded Integrated Gasket

Protection Circuitry

Function Indicator:	Yellow LED
Protective Circuit:	Varistor (MOV)

Additional Technical Data

Fastening Torque (Attachment):	(50-60) Ncm
Accessories to Order Separately:	934887001 - GAN EPDM gasket and holding clip

Cable Data

Cable Number:	603
Conductor Size:	0.75 mm²
Number of Wires:	3
Minimal Bending Radius (Fixed Inst):	> 5 x D
Minimal Bending Radius (Flexible Inst):	> 7.5 x D
Conductor material:	Cu

Cable Jacket Material:	PUR
Cable Jacket Color:	grey
Cable Diameter D:	ø 5.80 ± 0.20 mm
Wire Insulation Material:	PP
Insulated Wire Diameter:	ø 1.92 ± 0.05 mm
Ambient Temperature (Fixed Installation):	- 50 °C - + 90 °C (UL: + 80 °C)
Ambient Temperature (Flex Installation):	- 25 °C - + 90 °C (UL: + 80 °C)
UL Cable Type:	AWM: 20549 or 21198
Flammability Class (Cable Jacket):	DIN EN 60332-1-2, VDE 0482-332-1-2, IEC 60332-1-2, CSA FT2; VDE 0472 Teil 804 Prüftart B
Cable Characteristics:	Good microbes and hydrolysis resistance; Mainly plasticizer diffusion free; good chemical and oil resistance; Exclusion of PVC and Silicone; free of lacquer wetting disturbing substances; Coldness flexibility

Approvals

UL-File:	E315587
UL:	UL 2238; cURus
VDE:	yes

Safety & Environmental Compliance

RoHS Compliant:	yes
-----------------	-----

Resistances

Halogenfree:	yes
Oil Resistance:	IEC 60811-404 , VDE 0472; VDE 0250

Notes

Note Derating:	Notice derating
Protection Degree / IP Rating Note:	*IP Rating test performed by Belden with Belden Connectors only
Note:	1. Do not connect or disconnect under load. 2. Extended temperature range of -40°C performed by Belden in mated condition using EPDM gasket accessory and mating Hirschmann connector. Results may vary outside of these conditions such as 3rd party mating connector.

Variants

Item #	Item Description	Cable Length	Replacement For
934889117	GAN22LU-V21-6030200-1UC	2 m	ID: 934562051 Name: GAN-DRFE7X-FS0200C1-XC607-AD
934889118	GAN22LU-V21-6030500-1UC	5 m	ID: 934562052 Name: GAN-DRFE7X-FS0500C1-XC607-AC

© 2025 Belden, Inc
All Rights Reserved.

Although Belden makes every reasonable effort to ensure their accuracy at the time of this publication, information and specifications described here in are subject to error or omission and to change without notice, and the listing of such information and specifications does not ensure product availability.

Belden provides the information and specifications herein on an "ASIS" basis, with no representations or warranties, whether express, statutory or implied. In no event will Belden be liable for any damages (including consequential, indirect, incidental, special, punitive, or exemplary damages) whatsoever, even if Belden has been advised of the possibility of such damages, whether in an action under contract, negligence or any other theory, arising out of or in connection with the use, or inability to use, the information or specifications described herein.

All sales of Belden products are subject to Belden's standard terms and conditions of sale.

Belden believes this product to be in compliance with all applicable environmental programs as listed in the data sheet. The information provided is correct to the best of Belden's knowledge, information and belief at the date of its publication. This information is designed only as a general guide for the safe handling, storage, and any other operation of the product itself or the one that it becomes a part of. The Product Disclosure is not to be considered a warranty or quality specification. Regulatory information is for guidance purposes only. Product users are responsible for determining the applicability of legislation and regulations based on their individual usage of the product.