



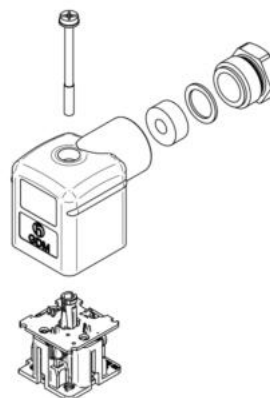

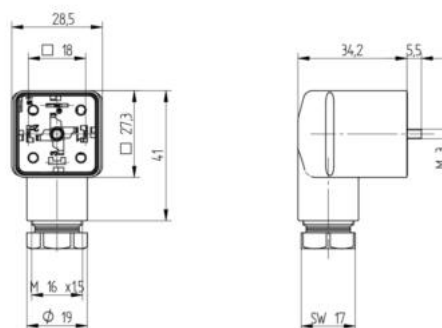

Product: [GDM21F6-L1Y-10D](#)

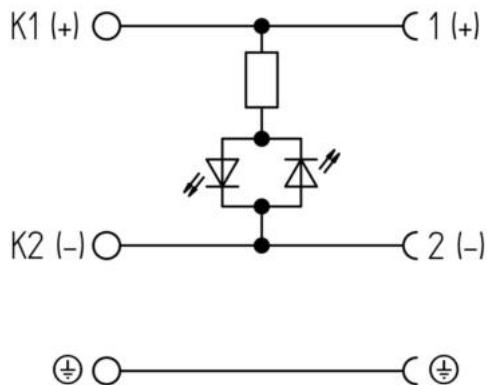
GDM Standard DIN Standard Field Attachable Connector: Form A, 3-pin (2+1PE; PE across cable outlet), transparent housing, screw type, M16; with yellow LED, 230 V AC/DC, 10 A

Product Description

GDM Standard DIN Standard Field Attachable Connector: Form A, 3-pin (2+1PE; PE across cable outlet), transparent housing, screw type, M16; with yellow LED. 230 V AC/DC. 10 A

Technical Drawing





Technical Specifications

Product Life Cycle

| | |
|---------------|--------|
| Availability: | Active |
|---------------|--------|

Technical Data

| | |
|-----------------------------------|---|
| Product Family: | Valve Connectors |
| Product Sub Family: | GDM Standard |
| Brand: | Hirschmann |
| Connector Type: | Field attachable |
| Type of Contact / Gender: | Female |
| Connector Design: | Angled |
| Number of Pins: | 2+PE (PE across cable outlet) |
| Coding: | A |
| Shielding: | Unshielded |
| Attachment Type: | Central Screw |
| Replacement for: | ID: 934425003 Name: GDML 2016 LED 230 YE grau |
| Rated Voltage: | 250 V |
| Rated Impulse Voltage: | 4.0 kV (PCBA 2.0 kV) |
| Operating Voltage: | 230 V AC/DC |
| Rated Current*: | 10 A |
| Contact Resistance: | ≤ 10 mOhm |
| Insulation Resistance: | > 10 ⁹ Ohm |
| Mating Cycles: | ≤ 50 |
| Type of Connection: | Screw |
| Cable Gland: | M16 |
| Conductor Cross Section: | 0.25 - 1.5 mm ² |
| Suitable Cables: | Ø 4.5 - 9 mm |
| Ambient Temperature (Operation)*: | -25°C to +80°C |
| Protection Degree / IP Rating**: | IP65 |
| Design Standard: | DIN EN 175301-803-A, ISO 4400 |
| Pollution Degree: | 3 acc. to DIN EN 60664-1 (VDE 0110-1) |
| Clearance / Creepage Distance: | DIN EN 60664-1 (2008/01); VDE 0110-1 |
| Overvoltage Category: | III acc. to DIN EN 60664-1 (VDE 0110-1) |

Materials

| | |
|--------------------------------------|----------|
| Contact Base Material: | CuZn |
| Contact Plating: | Cu/Sn |
| Contact Bearer Material: | PA GF |
| Contact Bearer Color: | Black |
| Flammability Class (Contact Bearer): | UL 94 HB |
| Housing Material: | PA GF |

| | |
|-------------------------------|---------------------------|
| Housing Color: | Translucent |
| Flammability Class (Housing): | UL 94 HB |
| Cable Gland Material: | PA GF |
| Cable Gland Gasket: | NBR |
| Cable Gland Color: | Black |
| Attachment Material: | Steel, Philips combi slot |
| Gasket Material: | Sold separately |

Protection Circuitry

| | |
|---------------------|------------|
| Function Indicator: | Yellow LED |
|---------------------|------------|

Additional Technical Data

| | |
|-----------------------------------|--|
| Fastening Torque (Contact Screw): | (40-50) Ncm for conductor size 0.5 - 1.5 mm²; (30-40) Ncm for conductor size 0.34 mm²; (25-30) Ncm for conductor size 0.25 mm² |
| Fastening Torque (Cable Gland): | (250-375) Ncm |
| Fastening Torque (Attachment): | (50-60) Ncm |

Approvals

| | |
|------|-----|
| VDE: | Yes |
| SEV: | Yes |

Safety & Environmental Compliance

| | |
|-----------------|-----|
| RoHS Compliant: | Yes |
|-----------------|-----|

Notes

| | |
|-------------------------------------|--|
| Note Derating: | Notice derating |
| Protection Degree / IP Rating Note: | Protection Degree and IP Rating per test standard IEC 60529 using a Hirschmann / Lumberg Automation mating product |
| Note: | Do not connect or disconnect under load. |

Variants

| Item # | Item Description | Central Screw | Gasket | Packaging | Replacement For |
|-----------|------------------|----------------------------|---------------------|--|---|
| 934888020 | GDM21F6-L1Y-10D | 1- Steel Screw, Combi Head | 0 - Sold Separately | D - Collect packaging 50 pieces, assembled | ID: 934425002 Name: GDML 2016 LED 230 YE bk |

© 2025 Belden, Inc
All Rights Reserved.

Although Belden makes every reasonable effort to ensure their accuracy at the time of this publication, information and specifications described here in are subject to error or omission and to change without notice, and the listing of such information and specifications does not ensure product availability.

Belden provides the information and specifications herein on an "ASIS" basis, with no representations or warranties, whether express, statutory or implied. In no event will Belden be liable for any damages (including consequential, indirect, incidental, special, punitive, or exemplary damages) whatsoever, even if Belden has been advised of the possibility of such damages, whether in an action under contract, negligence or any other theory, arising out of or in connection with the use, or inability to use, the information or specifications described herein.

All sales of Belden products are subject to Belden's standard terms and conditions of sale.

Belden believes this product to be in compliance with all applicable environmental programs as listed in the data sheet. The information provided is correct to the best of Belden's knowledge, information and belief at the date of its publication. This information is designed only as a general guide for the safe handling, storage, and any other operation of the product itself or the one that it becomes a part of. The Product Disclosure is not to be considered a warranty or quality specification. Regulatory information is for guidance purposes only. Product users are responsible for determining the applicability of legislation and regulations based on their individual usage of the product.