



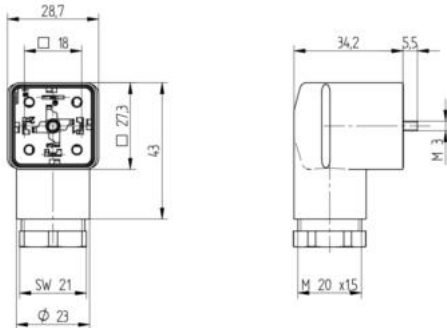
Product: [GDM310A-AOU-10F](#)

GDM Standard DIN Standard Field Attachable Connector: Form A, 4-pin (3+1PE; PE across cable outlet), black housing, screw type, M20; without circuitry, 230 V AC/DC, 16 A

Product Description

GDM Standard DIN Standard Field Attachable Connector: Form A, 4-pin (3+1PE; PE across cable outlet), black housing, screw type, M20; without circuitry, 230 V AC/DC, 16 A

Technical Drawing



Montageanleitung
Vorinstallationsanleitung

GDM

DIN EN 175305-103

IP67, IP 67

Leistungsfähigkeit:
Kabelquerschnitt: 0,5 bis 0,2 mm² (0,2 bis 0,1 mm²)
Leistungsfähigkeit: 16 A / 230 V AC/DC

Achtung!
Steckverbinder nicht unter Last oder Spannung montieren / remove!

Die Installation erfolgt in Übereinstimmung mit den Vorschriften der DIN EN 175305-103. Die Installation erfolgt in Übereinstimmung mit den Vorschriften der DIN EN 175305-103. Die Installation erfolgt in Übereinstimmung mit den Vorschriften der DIN EN 175305-103.

Montage:
1. Die Installation erfolgt in Übereinstimmung mit den Vorschriften der DIN EN 175305-103. Die Installation erfolgt in Übereinstimmung mit den Vorschriften der DIN EN 175305-103. Die Installation erfolgt in Übereinstimmung mit den Vorschriften der DIN EN 175305-103.

Leistungsfähigkeit:
Kabelquerschnitt: 0,5 bis 0,2 mm² (0,2 bis 0,1 mm²)
Leistungsfähigkeit: 16 A / 230 V AC/DC

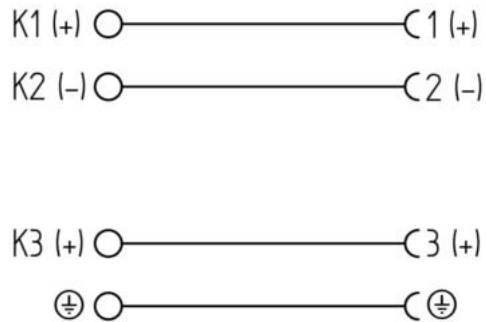
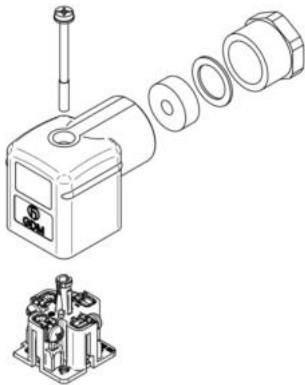
Technische Zeichnung

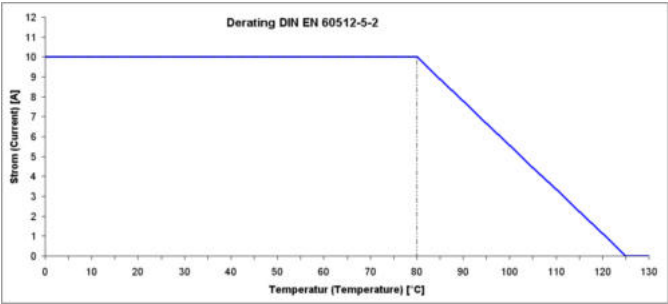
Die technische Zeichnung zeigt die Abmessungen des Steckverbinders. Die Abmessungen sind in mm angegeben. Die Abmessungen sind in mm angegeben. Die Abmessungen sind in mm angegeben.

Leistungsfähigkeit:
Kabelquerschnitt: 0,5 bis 0,2 mm² (0,2 bis 0,1 mm²)
Leistungsfähigkeit: 16 A / 230 V AC/DC

Montage:
1. Die Installation erfolgt in Übereinstimmung mit den Vorschriften der DIN EN 175305-103. Die Installation erfolgt in Übereinstimmung mit den Vorschriften der DIN EN 175305-103. Die Installation erfolgt in Übereinstimmung mit den Vorschriften der DIN EN 175305-103.

Leistungsfähigkeit:
Kabelquerschnitt: 0,5 bis 0,2 mm² (0,2 bis 0,1 mm²)
Leistungsfähigkeit: 16 A / 230 V AC/DC





Technical Specifications

Technical Data

Product Family:	Valve Connectors
Product Sub Family:	GDM Standard
Brand:	Hirschmann
Connector Type:	Field attachable
Type of Contact / Gender:	Female
Connector Design:	Angled
Number of Pins:	3+PE (PE across cable outlet)
Coding:	A
Shielding:	Unshielded
Attachment Type:	Central Screw
Rated Impulse Voltage:	4.0 kV
Operating Voltage:	230 V AC/DC
Rated Current*:	16 A
Contact Resistance:	≤ 10 mOhm
Insulation Resistance:	> 10 ⁹ Ohm
Mating Cycles:	≤ 50
Type of Connection:	Screw
Cable Gland:	M20
Conductor Cross Section:	0.25 - 1.5 mm²
Suitable Cables:	Ø 4.5 - 11 mm
Ambient Temperature (Operation)*:	-40 °C - +125 °C
Protection Degree / IP Rating**:	IP65
Design Standard:	DIN EN 175301-803-A, ISO 4400
Pollution Degree:	3 acc. to DIN EN 60664-1 (VDE 0110-1)
Clearance / Creepage Distance:	DIN EN 60664-1 (2008/01); VDE 0110-1
Overvoltage Category:	III acc. to DIN EN 60664-1 (VDE 0110-1)

Materials

Contact Base Material:	CuZn
Contact Plating:	Cu/Sn
Contact Bearer Material:	PA GF
Contact Bearer Color:	black
Flammability Class (Contact Bearer):	UL 94 HB
Housing Material:	PA GF
Housing Color:	Black
Flammability Class (Housing):	UL 94 HB
Cable Gland Material:	PA GF
Cable Gland Gasket:	NBR
Cable Gland Color:	Black
Attachment Material:	Steel, Philips combi slot
Gasket Material:	Sold separately

Additional Technical Data

Fastening Torque (Contact Screw):	M3: (25-30) Ncm
-----------------------------------	-----------------

Fastening Torque (Cable Gland):	(150-200) Ncm
Fastening Torque (Attachment):	(50-60) Ncm

Approvals

VDE:	yes
SEV:	yes

Safety & Environmental Compliance

RoHS Compliant:	yes
-----------------	-----

Notes

Note Derating:	Notice derating
Protection Degree / IP Rating Note:	** only if mounted and locked in combination with Hirschmann / Lumberg Automation connector.
Note:	Do not connect or disconnect under load.

Variants

Item #	Item Description
934888103	GDM310A-A0U-10F

© 2025 Belden, Inc

All Rights Reserved.

Although Belden makes every reasonable effort to ensure their accuracy at the time of this publication, information and specifications described here in are subject to error or omission and to change without notice, and the listing of such information and specifications does not ensure product availability.

Belden provides the information and specifications herein on an "ASIS" basis, with no representations or warranties, whether express, statutory or implied. In no event will Belden be liable for any damages (including consequential, indirect, incidental, special, punitive, or exemplary damages) whatsoever, even if Belden has been advised of the possibility of such damages, whether in an action under contract, negligence or any other theory, arising out of or in connection with the use, or inability to use, the information or specifications described herein.

All sales of Belden products are subject to Belden's standard terms and conditions of sale.

Belden believes this product to be in compliance with all applicable environmental programs as listed in the data sheet. The information provided is correct to the best of Belden's knowledge, information and belief at the date of its publication. This information is designed only as a general guide for the safe handling, storage, and any other operation of the product itself or the one that it becomes a part of. The Product Disclosure is not to be considered a warranty or quality specification. Regulatory information is for guidance purposes only. Product users are responsible for determining the applicability of legislation and regulations based on their individual usage of the product.