




**Product:** [RSM 5-RKM 5-507](#) 

Sensor/Actuator Double-Ended Cordset: Male straight B-coded translucent 5-pin M8 Snap-In connector to female straight B-coded translucent 5-pin M8 Snap-In connector, 50 V AC / 60 V DC, 3 A; PVC black cable, 5-wires, 0.25 mm<sup>2</sup>

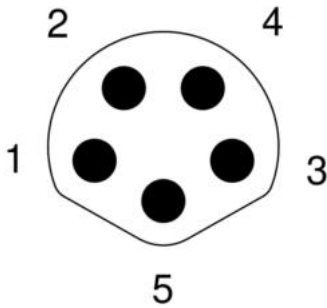
**Product Description**

Sensor/Actuator Double-Ended Cordset: Male straight B-coded translucent 5-pin M8 Snap-In connector to female straight B-coded translucent 5-pin M8 Snap-In connector, 50 V AC / 60 V DC, 3 A; PVC black cable, 5-wires, 0.25 mm<sup>2</sup>

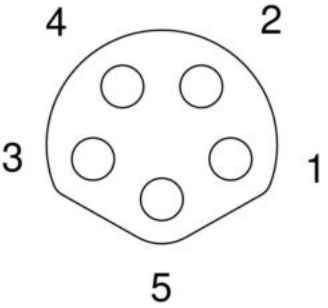
**Technical Drawing**



Male



Female



**Technical Specifications**

Face View Side 1

Pin 1	Pin 2	Pin 3	Pin 4	Pin 5
brown	white	blue	black	grey

Face View Side 2

Pin 1	Pin 2	Pin 3	Pin 4	Pin 5
brown	white	blue	black	grey

Product Description

Product Family:	Sensor / Actuator Connectors
Brand:	Lumberg Automation
Connector Type:	Cordset, double ended
Shielding:	Unshielded
Rated Voltage:	60 V
Rated Voltage (UL):	30 V AC/DC
Rated Impulse Voltage:	0.8 kV
Operating Voltage:	50 V AC / 60 V DC
Rated Current*:	3 A
Rated Current (UL)*:	3 A

Technical Data Side 1

Product Sub Family:	M8 Snap-In
Type of Contact / Gender:	Male
Connector Design:	Straight
Attachment Type:	Snap- and Screw-Locking
Number of Pins:	5
Coding:	B
Contact Resistance:	≤ 10 mOhm
Insulation Resistance:	> 10 <sup>9</sup> Ohm
Mating Cycles:	≤ 100
Ambient Temperature (Operation)*:	- 40 °C - + 90 °C
Operating Temperature (UL):	max. + 75 °C
Protection Degree / IP Rating**:	IP65 (in combination with female M8 Snap-In connector); IP65, IP67 (in combination with female M8 Standard connector)
Design Standard:	IEC 61076-2-104
Pollution Degree:	3 acc. to DIN EN 60664-1 (VDE 0110-1)
Overvoltage Category:	II acc. to DIN EN 60664-1 (VDE 0110-1)
Contact Base Material:	CuZn
Contact Plating:	Cu/Au
Contact Bearer Material:	PA 66 GF
Contact Bearer Color:	Orange
Flammability Class (Contact Bearer):	UL 94 V-0
Molded Body Material:	TPU
Molded Body Color:	Translucent
Flammability Class (Molded Body):	UL 94 HB
Attachment Material:	CuZn
Attachment Plating:	Nickel-plated
Note:	Do not connect or disconnect under load.

Cable Data

Cable Number:	507
Conductor Size:	0.25 mm²
Number of Wires:	5
Minimal Bending Radius (Fixed Inst):	> 5 x D
Minimal Bending Radius (Flexible Inst):	> 10 x D
Conductor material:	Cu
Cable Jacket Material:	PVC
Cable Jacket Color:	black
Cable Diameter D:	ø 5.0 ± 0.20 mm
Wire Insulation Material:	PVC
Insulated Wire Diameter:	ø 1.22 ± 0.10 mm
Ambient Temperature (Fixed Installation):	- 40 - + 90 °C (UL: + 80 °C)
Ambient Temperature (Flex Installation):	- 5 - + 90 °C (UL: + 80 °C)
UL Cable Type:	AWM: 2464
Flammability Class (Cable Jacket):	IEC 60332-1-2

Technical Data Side 2

Product Sub Family, Side 2:	M8 Snap-In
Type of Contact / Gender, Side 2:	Female
Connector Design, Side 2:	Straight
Attachment Type, Side 2:	Snap-Locking
Number of Pins, Side 2:	5
Coding, Side 2:	B
Contact Resistance, Side 2:	≤ 10 mOhm
Insulation Resistance, Side 2:	> 10 <sup>9</sup> Ohm
Mating Cycles, Side 2:	≤ 100
Ambient Temperature (Operation), Side 2*:	- 40 °C - + 90 °C
Operating Temperature (UL), Side 2:	max. + 75 °C
Protection Degree / IP Rating, Side 2**:	IP65
Design Standard, Side 2:	IEC 61076-2-104
Pollution Degree, Side 2:	3 acc. to DIN EN 60664-1 (VDE 0110-1)
Overvoltage Category, Side 2:	II acc. to DIN EN 60664-1 (VDE 0110-1)
Contact Base Material, Side 2:	CuZn
Contact Plating, Side 2:	Cu/Au
Contact Bearer Material, Side 2:	PA 66 GF
Contact Bearer Color, Side 2:	Orange
Flammability Class (Contact Bearer), Side 2:	UL 94 V-0
Molded Body Material, Side 2:	TPU
Molded Body Color, Side 2:	Translucent
Flammability Class (Molded Body), Side 2:	UL 94 HB

Approvals

UL-File:	E315587
UL:	UL 2238; cURus

Safety & Environmental Compliance

RoHS Compliant:	yes
-----------------	-----

Notes

Protection Degree / IP Rating Note:	** only if mounted and locked in combination with Hirschmann / Lumberg Automation connector.
Note Derating:	Notice derating

Variants

Item #	Item Description	Cable Length
934894009	RSM 5-RKM 5-507/0,3 M	0.3 m
934894010	RSM 5-RKM 5-507/0,6 M	0.6 m
934894011	RSM 5-RKM 5-507/1 M	1 m
934894012	RSM 5-RKM 5-507/2 M	2 m
934894013	RSM 5-RKM 5-507/3 M	3 m
934894014	RSM 5-RKM 5-507/5 M	5 m
934894015	RSM 5-RKM 5-507/10 M	10 m
934894016	RSM 5-RKM 5-507/15 M	15 m

© 2025 Belden, Inc  
All Rights Reserved.

Although Belden makes every reasonable effort to ensure their accuracy at the time of this publication, information and specifications described here in are subject to error or omission and to change without notice, and the listing of such information and specifications does not ensure product availability.

Belden provides the information and specifications herein on an "ASIS" basis, with no representations or warranties, whether express, statutory or implied. In no event will Belden be liable for any damages (including consequential, indirect, incidental, special, punitive, or exemplary damages) whatsoever, even if Belden has been advised of the possibility of such damages, whether in an action under contract, negligence or any other theory, arising out of or in connection with the use, or inability to use, the information or specifications described herein.

All sales of Belden products are subject to Belden's standard terms and conditions of sale.

Belden believes this product to be in compliance with all applicable environmental programs as listed in the data sheet. The information provided is correct to the best of Belden's knowledge, information and belief at the date of its publication. This information is designed only as a general guide for the safe handling, storage, and any other operation of the product itself or the one that it becomes a part of. The Product Disclosure is not to be considered a warranty or quality specification. Regulatory information is for guidance purposes only. Product users are responsible for determining the applicability of legislation and regulations based on their individual usage of the product.