



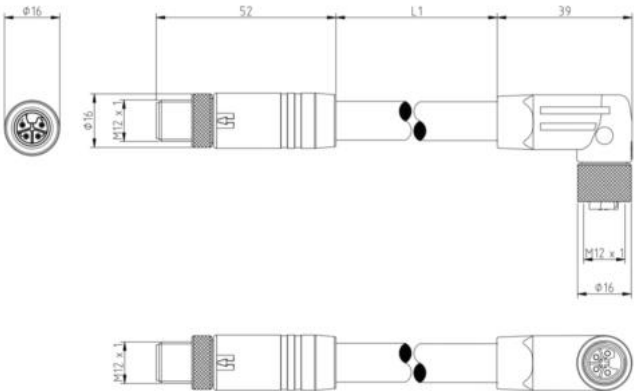
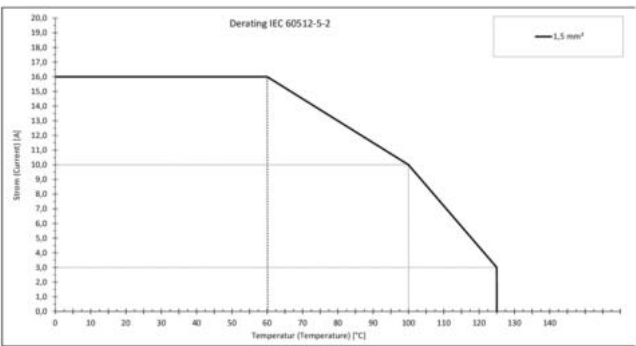
Product: [RST 4L-RKWT 4L-993](#)

M12 Power Double-Ended Cordset: Male straight to Female angled, 4-pin, L-coded, blue body, 50 V AC/60 V DC, 16 A; PVC black cable, 1.50 mm²

Product Description

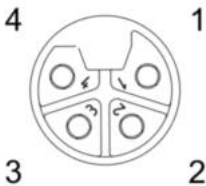
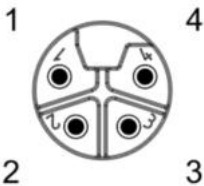
M12 Power Double-Ended Cordset: Male straight to Female angled, 4-pin, L-coded, blue body, 50 V AC/60 V DC, 16 A; PVC black cable, 1.50 mm²

Technical Drawing



Male View

Female View



1 = BN
2 = WH
3 = BU
4 = BK

1 = BN
2 = WH
3 = BU
4 = BK

Technical Specifications

Product Description

Product Family:	Power Connector
Brand:	Lumberg Automation
Connector Type:	Cordset, double ended

Shielding:	Unshielded
Rated Voltage:	63 V
Rated Voltage (UL):	63 V
Rated Impulse Voltage:	1.5 kV
Rated Current*:	16 A
Rated Current (UL)*:	16 A

Technical Data Side 1

Product Sub Family:	M12 Power
Type of Contact / Gender:	male
Connector Design:	straight
Attachment Type:	Coupling Screw
Number of Pins:	4
Coding:	L
Contact Resistance:	≤ 10 mOhm
Insulation Resistance:	> 10^9 Ohm
Mating Cycles:	≤ 100
Ambient Temperature (Operation)*:	-40 °C to +125 °C, notice derating
Protection Degree / IP Rating**:	IP65, IP67, IP69K
Design Standard:	IEC 61076-2-111
Pollution Degree:	3 acc. to DIN EN 60664-1 (VDE 0110-1)
Clearance / Creepage Distance:	DIN EN 60664-1 (2008/01); VDE 0110-1
Overvoltage Category:	III acc. to DIN EN 60664-1 (VDE 0110-1)
Contact Base Material:	CuNi
Contact Plating:	Cu/Au
Contact Bearer Material:	PBT GF
Contact Bearer Color:	black
Flammability Class (Contact Bearer):	UL 94 V-2
Molded Body Material:	TPE
Molded Body Color:	blue
Flammability Class (Molded Body):	UL 94 HB
Attachment Material:	CuZn
Attachment Plating:	Cu/Ni
O-Ring Material:	FKM
Fastening Torque (Contact Screw):	M 12x1: (50-60) Ncm, hand-tight

Cable Data

Cable Number:	993
Conductor Size:	1.50 mm²
Number of Wires:	4
Minimal Bending Radius (Fixed Inst):	> 5 x D
Minimal Bending Radius (Flexible Inst):	> 10 x D
Cycles (Bending):	> 2 M
Conductor material:	Cu
Cable Jacket Material:	PVC
Cable Jacket Color:	black
Cable Diameter D:	ø 7.4 ±0.20 mm
Wire Insulation Material:	PVC
Insulated Wire Diameter:	ø 2.35 mm
Overall Shield (Cable):	-
Ambient Temperature (Fixed Installation):	-30 °C to +80 °C
Ambient Temperature (Flex Installation):	-10 °C to +80 °C
UL Cable Type:	AWM: 21179
Flammability Class (Cable Jacket):	VDE 0482-332-1-2, DIN EN 60332-1-2 / IEC 60332-1 / UL VW-1, CSA FT1

Technical Data Side 2

Product Sub Family, Side 2:	M12 Power
-----------------------------	-----------

Type of Contact / Gender, Side 2:	female
Connector Design, Side 2:	angled
Attachment Type, Side 2:	Coupling Nut
Number of Pins, Side 2:	4
Coding, Side 2:	L
Contact Resistance, Side 2:	≤ 10 mOhm
Insulation Resistance, Side 2:	> 10^9 Ohm
Mating Cycles, Side 2:	≤ 100
Ambient Temperature (Operation), Side 2*:	-40 °C to +125 °C, notice derating
Protection Degree / IP Rating, Side 2**:	IP65, IP67, IP69K
Design Standard, Side 2:	IEC 61076-2-111
Pollution Degree, Side 2:	3 acc. to DIN EN 60664-1 (VDE 0110-1)
Clearance / Creepage Distance, Side 2:	DIN EN 60664-1 (2008/01); VDE 0110-1
Overvoltage Category, Side 2:	III acc. to DIN EN 60664-1 (VDE 0110-1)
Contact Base Material, Side 2:	CuNi
Contact Plating, Side 2:	Cu/Au
Contact Bearer Material, Side 2:	PBT GF
Contact Bearer Color, Side 2:	black
Flammability Class (Contact Bearer), Side 2:	UL 94 V-2
Molded Body Material, Side 2:	TPE
Molded Body Color, Side 2:	blue
Flammability Class (Molded Body), Side 2:	UL 94 HB
Attachment Material, Side 2:	CuZn
Attachment Plating, Side 2:	Cu/Ni
O-Ring Material, Side 2:	FKM
Fastening Torque (Contact Screw), Side 2:	M 12x1: (50-60) Ncm, hand-tight

Approvals

UL-File:	E497237
UL:	UL 2237; cULus
VDE:	Yes

Safety & Environmental Compliance

RoHS Compliant:	Yes
-----------------	-----

Resistances

Halogenfree:	-
Oil Resistance:	HD 22.10 Appendix A, DIN EN 60811-404

Notes

Note Derating:	* Notice derating
Product Characteristics:	To ensure ingress protection, please check the O-ring's position before connecting. Improperly positioned O-ring leads to ingress protection potential failure.

Variants

Item #	Item Description	Cable Length
934853277	RST 4L-RKWT 4L-993/0,3 M	0.3 m
934853278	RST 4L-RKWT 4L-993/0,5 M	0.5 m
934853279	RST 4L-RKWT 4L-993/0,6 M	0.6 m
934853280	RST 4L-RKWT 4L-993/1 M	1 m
934853281	RST 4L-RKWT 4L-993/1,5 M	1.5 m
934853282	RST 4L-RKWT 4L-993/2 M	2 m
934853283	RST 4L-RKWT 4L-993/3 M	3 m
934853284	RST 4L-RKWT 4L-993/5 M	5 m
934853285	RST 4L-RKWT 4L-993/6 M	6 m
934853286	RST 4L-RKWT 4L-993/10 M	10 m
934853287	RST 4L-RKWT 4L-993/15 M	15 m
934853288	RST 4L-RKWT 4L-993/20 M	20 m

© 2025 Belden, Inc

All Rights Reserved.

Although Belden makes every reasonable effort to ensure their accuracy at the time of this publication, information and specifications described here in are subject to error or omission and to change without notice, and the listing of such information and specifications does not ensure product availability.

Belden provides the information and specifications herein on an "ASIS" basis, with no representations or warranties, whether express, statutory or implied. In no event will Belden be liable for any damages (including consequential, indirect, incidental, special, punitive, or exemplary damages) whatsoever, even if Belden has been advised of the possibility of such damages, whether in an action under contract, negligence or any other theory, arising out of or in connection with the use, or inability to use, the information or specifications described herein.

All sales of Belden products are subject to Belden's standard terms and conditions of sale.

Belden believes this product to be in compliance with all applicable environmental programs as listed in the data sheet. The information provided is correct to the best of Belden's knowledge, information and belief at the date of its publication. This information is designed only as a general guide for the safe handling, storage, and any other operation of the product itself or the one that it becomes a part of. The Product Disclosure is not to be considered a warranty or quality specification. Regulatory information is for guidance purposes only. Product users are responsible for determining the applicability of legislation and regulations based on their individual usage of the product.