



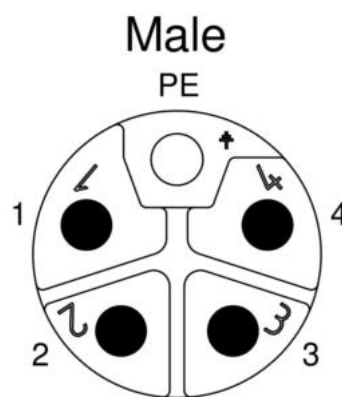
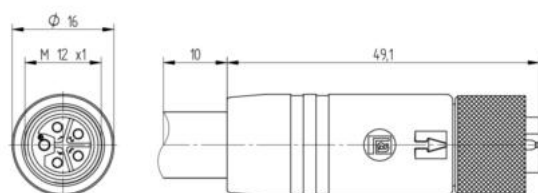
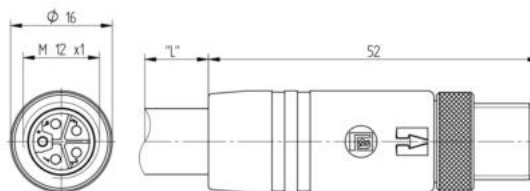
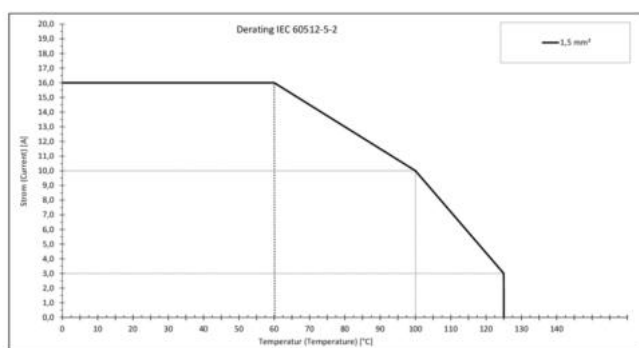
Product: [RST 5L-RKT 5L-949 SW](#) 

M12 Power Double-Ended Cordset: Male straight to female straight, 5-pin(4+FE), L-coded, black body, 50 V AC/60 V DC, 16 A; PUR grey cable, 1.50 mm²

Product Description

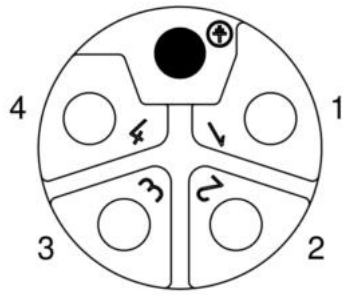
M12 Power Double-Ended Cordset: Male straight to female straight, 5-pin(4+FE), L-coded, black body, 50 V AC/60 V DC, 16 A; PUR grey cable, 1.50 mm²

Technical Drawing



Female

FE



Technical Specifications

Face View Side 1

Pin 1	Pin 2	Pin 3	Pin 4	FE
brown	white	blue	black	pink

Face View Side 2

Pin 1	Pin 2	Pin 3	Pin 4	FE
brown	white	blue	black	pink

Product Description

Product Family:	Power Connector
Brand:	Lumberg Automation
Connector Type:	Cordset, double ended
Shielding:	Unshielded
Rated Voltage:	63 V
Rated Voltage (UL):	63 V
Rated Impulse Voltage:	1.5 kV
Operating Voltage:	50 V AC / 60 V DC
Rated Current*:	16 A
Rated Current (UL)*:	16 A

Technical Data Side 1

Product Sub Family:	M12 Power
Type of Contact / Gender:	male
Connector Design:	straight
Attachment Type:	Coupling Screw
Number of Pins:	5(4+FE)
Coding:	L
Contact Resistance:	≤ 10 mOhm
Insulation Resistance:	> 10 ⁹ Ohm
Mating Cycles:	≤ 100
Ambient Temperature (Operation)*:	-40 °C to +125 °C, notice derating
Protection Degree / IP Rating**:	IP65, IP67, IP69K
Design Standard:	IEC 61076-2-111
Pollution Degree:	3 acc. to DIN EN 60664-1 (VDE 0110-1)
Clearance / Creepage Distance:	DIN EN 60664-1 (2008/01); VDE 0110-1
Overvoltage Category:	III acc. to DIN EN 60664-1 (VDE 0110-1)
Contact Base Material:	CuNi
Contact Plating:	Cu/Au
Contact Bearer Material:	PBT GF
Contact Bearer Color:	grey
Flammability Class (Contact Bearer):	UL 94 V-2

Molded Body Material:	TPE
Molded Body Color:	black
Flammability Class (Molded Body):	UL 94 HB
Attachment Material:	CuZn
Attachment Plating:	Cu/Ni
O-Ring Material:	FKM
Fastening Torque (Contact Screw):	M 12x1: (50-60) Ncm, hand-tight

Cable Data

Cable Number:	949
Conductor Size:	1.50 mm²
Number of Wires:	5
Minimal Bending Radius (Fixed Inst):	> 4 x D
Minimal Bending Radius (Flexible Inst):	> 7.5 x D
Cycles (Bending):	> 10 M
Conductor material:	Cu
Cable Jacket Material:	PUR
Cable Jacket Color:	grey (RAL 7032)
Cable Diameter D:	ø 8.0 ±0.20 mm
Wire Insulation Material:	PP
Insulated Wire Diameter:	ø 2.35 mm
Ambient Temperature (Fixed Installation):	-40 °C to +90 °C (UL AWM 80°C)
Ambient Temperature (Flex Installation):	-30 °C to +90 °C (UL AWM 80°C)
Ambient Temperature (Fixed Installation short-term 100h):	-40 °C to +125 °C
Ambient Temperature (Drag Chain Inst):	-20 °C to +60 °C
UL Cable Type:	AWM: 20939
Flammability Class (Cable Jacket):	VDE 0482-332-1-2, DIN EN 60332-1-2 / IEC 60332-1 / UL VW-1, CSA FT1

Technical Data Side 2

Product Sub Family, Side 2:	M12 Power
Type of Contact / Gender, Side 2:	female
Connector Design, Side 2:	straight
Attachment Type, Side 2:	Coupling Nut
Number of Pins, Side 2:	5(4+FE)
Coding, Side 2:	L
Contact Resistance, Side 2:	≤ 10 mOhm
Insulation Resistance, Side 2:	> 10 ⁹ Ohm
Mating Cycles, Side 2:	≤ 100
Ambient Temperature (Operation), Side 2*:	-40 °C to +125 °C, notice derating
Protection Degree / IP Rating, Side 2**:	IP65, IP67, IP69K
Design Standard, Side 2:	IEC 61076-2-111
Pollution Degree, Side 2:	3 acc. to DIN EN 60664-1 (VDE 0110-1)
Clearance / Creepage Distance, Side 2:	DIN EN 60664-1 (2008/01); VDE 0110-1
Overvoltage Category, Side 2:	III acc. to DIN EN 60664-1 (VDE 0110-1)
Contact Base Material, Side 2:	CuNi
Contact Plating, Side 2:	Cu/Au
Contact Bearer Material, Side 2:	PBT GF
Contact Bearer Color, Side 2:	grey
Flammability Class (Contact Bearer), Side 2:	UL 94 V-2
Molded Body Material, Side 2:	TPE
Molded Body Color, Side 2:	black
Flammability Class (Molded Body), Side 2:	UL 94 HB
Attachment Material, Side 2:	CuZn
Attachment Plating, Side 2:	Cu/Ni
O-Ring Material, Side 2:	FKM
Fastening Torque (Contact Screw), Side 2:	M 12x1: (50-60) Ncm, hand-tight

Approvals

UL-File:	E497237
UL:	UL 2237; cULus
VDE:	VDE 61984

Safety & Environmental Compliance

RoHS Compliant:	yes
-----------------	-----

Notes

Protection Degree / IP Rating Note:	** only if mounted and locked in combination with Hirschmann / Lumberg Automation connector.
Note Derating:	* Notice derating
Product Characteristics:	To ensure ingress protection, please check the O-ring's position before connecting. Improperly positioned O-ring leads to ingress protection potential failure.

Variants

Item #	Item Description	Cable Length
934853481	RST 5L-RKT 5L-949/0,3 M SW	0.3 m
934853482	RST 5L-RKT 5L-949/0,6 M SW	0.6 m
934853483	RST 5L-RKT 5L-949/1 M SW	1 m
934853484	RST 5L-RKT 5L-949/2 M SW	2 m

© 2025 Belden, Inc

All Rights Reserved.

Although Belden makes every reasonable effort to ensure their accuracy at the time of this publication, information and specifications described here in are subject to error or omission and to change without notice, and the listing of such information and specifications does not ensure product availability.

Belden provides the information and specifications herein on an "ASIS" basis, with no representations or warranties, whether express, statutory or implied. In no event will Belden be liable for any damages (including consequential, indirect, incidental, special, punitive, or exemplary damages) whatsoever, even if Belden has been advised of the possibility of such damages, whether in an action under contract, negligence or any other theory, arising out of or in connection with the use, or inability to use, the information or specifications described herein.

All sales of Belden products are subject to Belden's standard terms and conditions of sale.

Belden believes this product to be in compliance with all applicable environmental programs as listed in the data sheet. The information provided is correct to the best of Belden's knowledge, information and belief at the date of its publication. This information is designed only as a general guide for the safe handling, storage, and any other operation of the product itself or the one that it becomes a part of. The Product Disclosure is not to be considered a warranty or quality specification. Regulatory information is for guidance purposes only. Product users are responsible for determining the applicability of legislation and regulations based on their individual usage of the product.