

IB450423


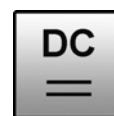
Inductive sensors

Increased switching distances

- / shock-resistant plastic housing
- / high switching distance
- / short-circuit and reverse polarity protected
- / rotatable M12-connector



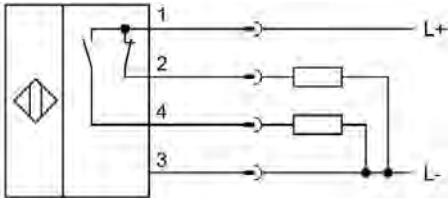
active surface mountable in 5 directions
IO-Link interface



TECHNICAL DATA

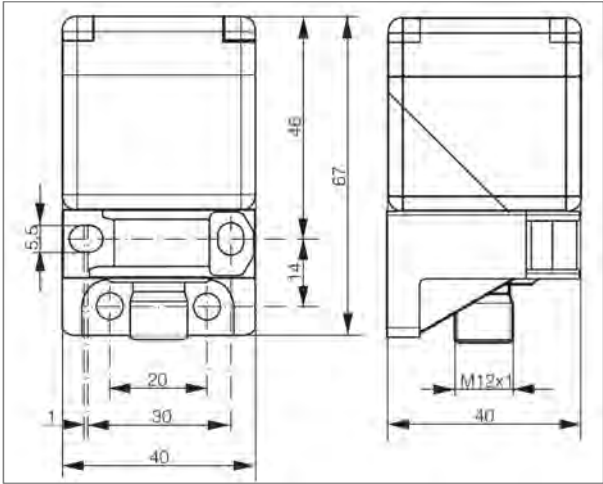
mounting	flush
switching distance	20mm
output signal	pnp, changeover
operating voltage	10 ... 30V DC
ripple	≤ 10%
current consumption (w/o load)	≤ 30mA
output current (max. load)	200mA
voltage drop (max. load)	≤ 2.5V DC
norm measuring plate	60mm x 60mm x 1mm, FE360
hysteresis	≤ 15%
repeat accuracy	0.75mm
correction factors (ST37 / Alu / Ms)	1.0 / 0.34 / 0.4
correction factors (Cu / VA)	0.3 / 0.78
temperature drift	≤ 10%
switching frequency	≤ 100Hz
short-circuit protection	+
reverse polarity protection	+
display (signal)	LED yellow
display (operation)	LED green
dimensions	40 x 40 x 67mm
housing material	plastic PA GF
max. tightening torque	2.5Nm
line length (max.)	300m
operating temperature	-25 ... +85°C
degree of protection (EN 60529)	IP 67, IP69k
connection	M12-connector
connection accessories	e.g. VK200325

Connection

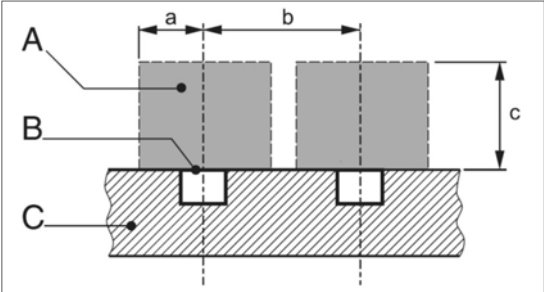


Colours: 1 = BN (brown), 2 = WH (white), 3 = BU (blue), 4 = BK (black)
Functions: 1 = L+, 2 = PNP NC, 3 = L-, 4 = PNP NO

Drawing



Installation conditions



a	25mm
b	60mm
c	30mm
A	metal free zone
B	active surface
C	support

SAFETY WARNINGS:

Before initial operation, please make sure to follow all safety instructions that may be provided in the product information!
Never use these articles in applications where the safety of a person depends on their functionality.