

## SL920021

### Flow sensors • Consumption measurement for compressed air

Sensor flow, air, calorimetric, 109x55x135mm, G1", 12-36V DC, 1x relay contact NO, 4-20mA, M12 plug connector 5-pin, plastic PC, pressure resistance 16bar, with display, parameterization



The function of the flow sensor is based on the calorimetric principle. The probe is heated up from the inside a few degrees Celsius in relation to the flow medium, in which it protrudes. When the medium flows, the heat generated in the probe is dissipated through the medium. The temperature within the sensor is measured and compared with the likewise measured medium temperature. From the obtained temperature difference the flow state of each medium can be derived. These sensors are applied in areas such as monitoring of cooling systems, ventilation systems, pump dry running by checking the presence of liquid or gas flows.

#### Electrical features

Number of switching outputs	1
Display	TFT display
Type of switching function	Normally open contact (NO)
Type of analog output	4 - 20mA
Type of electrical connection	Connector M12
Type of switching output	Relay contact
Rated switching current	150 mA
Setting procedure	Parameterization
Short-circuit protection	Yes
No-load current	140 mA
Number of pins	5
Switching voltage	48 V
Reverse polarity protection	Yes
Measurement principle	calorimetric
Operating voltage (DC)	12 - 36 V
Measuring accuracy	± 1.5 % of measuring range ± 0.3 % of measuring range end

## Mechanical features

Type of process connection	G1 inch
Design	Cuboid, compact
Width	135 mm
Pressure resistance	16 bar
Height	109.1 mm
Length	55 mm
Medium temperature	-20 - 60 °C
Degree of protection (IP)	IP65
Housing material	Plastic PC
Sensing element material	Aluminum
with flow straightener	Yes
Measuring range flow volume	0 - 4833,33 l/min
Measuring range flow velocity	,18 - 185 m/s
Ambient temperature	-20 - 70 °C

## Other features

Reference medium / object	Air
ardTE00_Anwendungen	Pneumatik-Anwendungen

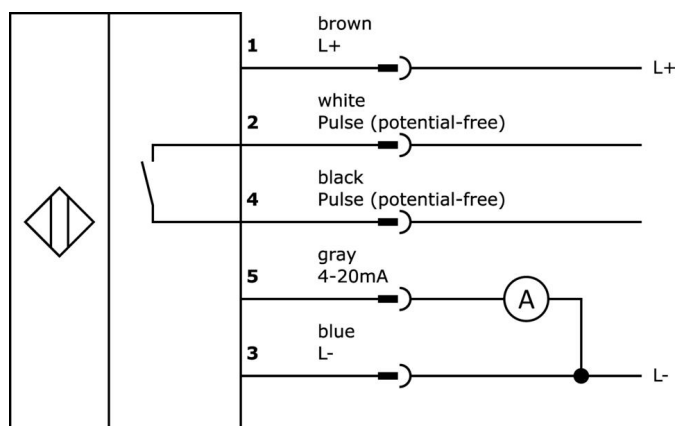
## Classification

ETIM 8	EC002580 Flow monitoring device
--------	---------------------------------

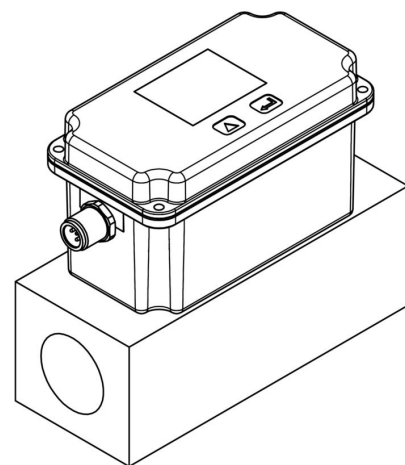
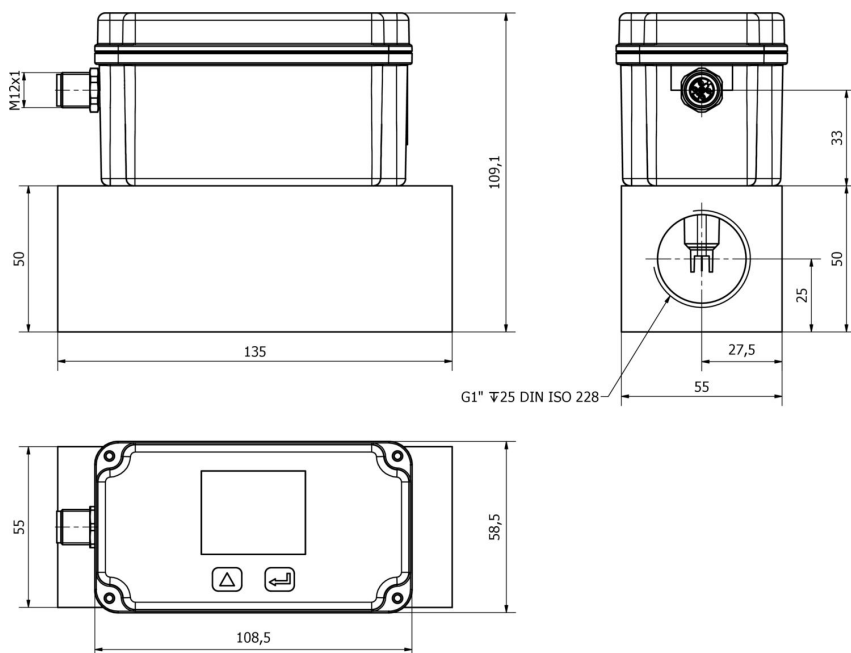
## More

IPF Product Group	725 compressed air and leakage measurement
packaging dimensions	235 x 220 x 110 mm
gross weight	1314 g
Customs tariff number	90268020
WEEE number	40951076
Reach-compliant	Yes
RoHS-compliant	Yes

## Connection



## Dimensional drawing



## Extract accessories program

### VK205621



Connection cable, 2m, M12  
Female (socket) 5pin Angular, Free  
conductor end, 5x0.34mm<sup>2</sup>, PUR  
(Polyurethane), Ø6mm, 60V, -25-  
90°C, IP67, Shielded, Suitable for  
trailing chain and torsion resistant,  
Oil and cooling lubricants, Welding  
area, Silicone-free

### VK205625



Connection cable, 2m, M12  
Female (socket) 5pin Straight, Free  
conductor end, 5x0.34mm<sup>2</sup>, PUR  
(Polyurethane), Ø6mm, 60V, -25-  
90°C, IP67, Shielded, Suitable for  
trailing chain and torsion resistant,  
Oil and cooling lubricants, Welding  
area, Silicone-...

### VK030F28



Connection cable, 0.3m, M12  
socket 5-pin straight, M12  
connector 5-pin straight, 5-core,  
PUR (polyurethane), suitable for  
trailing chain and torsion resistant,  
oils and cooling lubricants,  
welding area, silicone-free

### VK060F28



Connection cable, 0.6m, M12  
socket 5-pin straight, M12  
connector 5-pin straight, 5-core,  
PUR (polyurethane), suitable for  
trailing chain and torsion resistant,  
oils and cooling lubricants,  
welding area, silicone-free

### VK003021



Cable socket, Angular, Suitable for  
self-assembly, Screw connection,  
Ø3-6.5mm, 4A, 60V, -25-90°C,  
M12 Female (socket) 5pin, IP67,  
PBT

### VK003025



Cable socket, Straight, Suitable for  
self-assembly, Screw connection,  
Ø3-6.5mm, 4A, 60V, -25-90°C,  
M12 Female (socket) 5pin, IP67,  
PBT

You can find further accessories on our homepage



### Installation

Mounting / installation may only be carried  
out by a qualified electrician!



### Disposal

WEEE number according to § 6 para. 3  
ElektroG: 40951076

---

**Safety warnings**

- / Before initial operation, please make sure to follow all safety instructions that may be provided in the product information.
- / Never use these devices in applications where the safety of a person depends on their functionality.