



150W Single Output Industrial DIN RAIL

EDR-150-24



User's Manual



Features

- Universal AC input / Full range
- Protections: Short circuit / Overload / Over voltage / Over temperature
- Cooling by free air convection
- Can be installed on DIN rail TS-35/7.5 or 15
- UL 508 (industrial control equipment) approved
- BS EN/EN61000-6-2(BS EN/EN50082-2) industrial immunity level
- 100% full load burn-in test
- 2 years warranty

Applications

- Industrial control system
- Semiconductor fabrication equipment
- Factory automation
- Electro-mechanical apparatus

Description

EDR-150-24 is one economical slim DIN rail power supply series, providing up to 156W at 230VAC input. This series is adapt to be installed on TS-35/7.5 or TS-35/15 mounting rails. The body is designed 40mm in width, which allows space saving inside the cabinets. The entire series adopts the full range AC input from 90VAC to 264VAC and conforms to BS EN/EN61000-3-2($\leq 80\%$ Load), the norm the European Union regulates for harmonic current.

EDR-150-24 is designed with metal housing that enhances the unit's power dissipation. With working efficiency up to 87%, the entire series can operate at the ambient temperature between -20°C and 60°C under air convection. It is equipped with constant current mode for over-load protection, fitting various inductive or capacitive applications. The complete protection functions and relevant certificates for industrial control apparatus (UL508, TUV BS EN/EN62368-1, and etc.) make EDR-150-24 a very competitive power supply solution for industrial applications.

Model Encoding

EDR - 150 - 24

Output voltage

Output wattage

Model name

SPECIFICATION

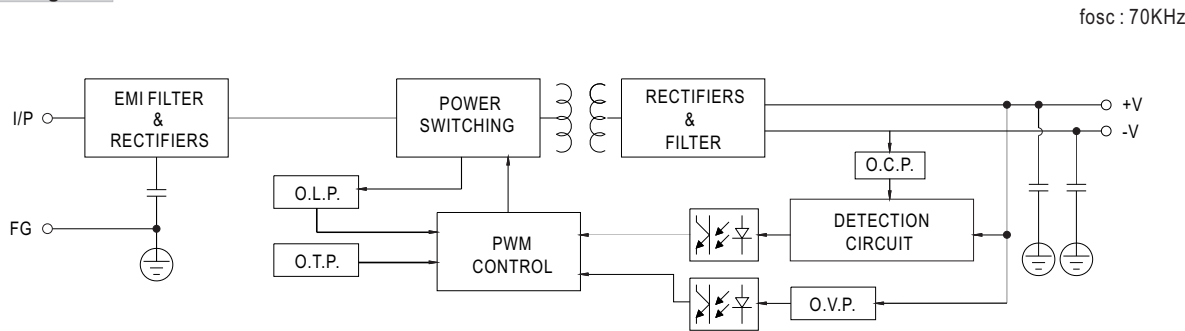
MODEL		EDR-150-24
OUTPUT	DC VOLTAGE	24V
	RATED CURRENT	6.5A / 230VAC 5.2A / 115VAC
	CURRENT RANGE	0 ~ 6.5A / 230VAC 0 ~ 5.2A / 115VAC
	RATED POWER	156W / 230VAC 125W / 115VAC
	RIPPLE & NOISE (max.) Note.2	150mVp-p
	VOLTAGE ADJ. RANGE	24 ~ 28V
	VOLTAGE TOLERANCE Note.3	± 1.0%
	LINE REGULATION	± 0.5%
	LOAD REGULATION	± 1.0%
	SETUP, RISE TIME	1500ms, 60ms/230VAC 3000ms, 60ms/115VAC at full load
	HOLD UP TIME (Typ.)	16ms/230VAC 10ms/115VAC at full load
INPUT	VOLTAGE RANGE Note.6	90 ~ 264VAC 127 ~ 370VDC [DC input operation possible by connecting AC/L(+), AC/N(-)]
	FREQUENCY RANGE	47 ~ 63Hz
	EFFICIENCY (Typ.)	87%
	AC CURRENT (Typ.)	2.6A/115VAC 1.7A/230VAC
	INRUSH CURRENT (Typ.)	20A/115VAC 35A/230VAC
	LEAKAGE CURRENT	<1mA / 240VAC
PROTECTION	OVERLOAD Note.7	105 ~ 130% rated output power Protection type : Constant current limiting, recovers automatically after fault condition is removed / 230VAC
		105 ~ 150% rated output power Protection type : Constant current limiting, recovers automatically after fault condition is removed / 115VAC
	OVER VOLTAGE	29 ~ 33V Protection type : Shut down o/p voltage, re-power on to recover
	OVER TEMPERATURE	Shut down o/p voltage, re-power on to recover
ENVIRONMENT	WORKING TEMP.	-20 ~ +60°C (Refer to "Derating Curve")
	WORKING HUMIDITY	20 ~ 95% RH non-condensing
	STORAGE TEMP., HUMIDITY	-40 ~ +85°C, 10 ~ 95% RH
	TEMP. COEFFICIENT	± 0.03%/°C (0 ~ 50°C)
	VIBRATION	Component:10 ~ 500Hz, 2G 10min./1cycle, 60min. each along X, Y, Z axes; Mounting: Compliance to IEC60068-2-6
SAFETY & EMC (Note 4)	SAFETY STANDARDS	UL508, TUV BS EN/EN62368-1, EAC TP TC 004, BSMI CNS14336-1 approved;(meet BS EN/EN60204-1)
	WITHSTAND VOLTAGE	I/P-O/P:3KVAC I/P-FG:2KVAC O/P-FG:0.5KVAC
	ISOLATION RESISTANCE	I/P-O/P, I/P-FG, O/P-FG:>100M Ohms / 500VDC / 25°C / 70% RH
	EMC EMISSION	Compliance to BS EN/EN55032 (CISPR32) Class A, BS EN/EN61000-3-2, Class A (≤80% Load), BS EN/EN61000-3-3, EAC TP TC 020, CNS13438 Class A
	EMC IMMUNITY	Compliance to BS EN/EN61000-4-2,3,4,5,6,8,11, BS EN/EN55024, BS EN/EN61000-6-2 (BS EN/EN50082-2), heavy industry level, criteria A, EAC TP TC 020
OTHERS	MTBF	472.5K hrs min. MIL-HDBK-217F (25°C)
	DIMENSION	40*125.2*113.5mm (W*H*D)
	PACKING	0.6Kg; 20pcs/13Kg/1.16CUFT
NOTE	<p>1. All parameters NOT specially mentioned are measured at 230VAC input, rated load and 25°C of ambient temperature.</p> <p>2. Ripple & noise are measured at 20MHz of bandwidth by using a 12" twisted pair-wire terminated with a 0.1uF & 47uF parallel capacitor.</p> <p>3. Tolerance : includes set up tolerance, line regulation and load regulation.</p> <p>4. The power supply is considered a component which will be installed into a final equipment. The final equipment must be re-confirmed that it still meets EMC directives.</p> <p>5. Installation clearances : 40mm on top, 20mm on the bottom, 5mm on the left and right side are recommended when loaded permanently with full power. In case the adjacent device is a heat source, 15mm clearance is recommended.</p> <p>6. Derating may be needed under low input voltage. Please check the derating curve for more details.</p> <p>7. Hiccup mode at 90~100VAC, recovers automatically after fault condition is removed.</p> <p>8. The ambient temperature derating of 3.5°C/1000m with fanless models and of 5°C/1000m with fan models for operating altitude higher than 2000m(6500ft).</p> <p>※ Product Liability Disclaimer : For detailed information, please refer to https://www.meanwell.com/serviceDisclaimer.aspx</p>	



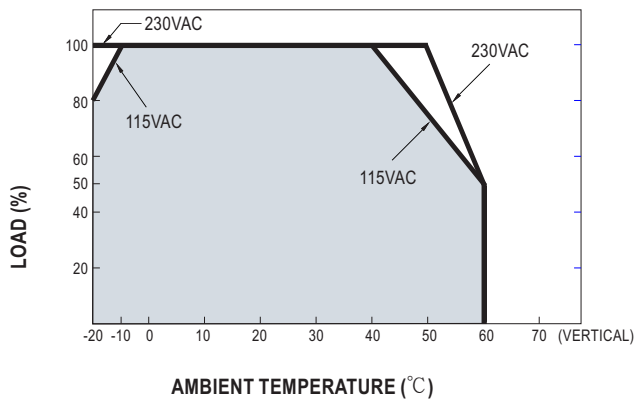
150W Single Output Industrial DIN RAIL

EDR-150-24

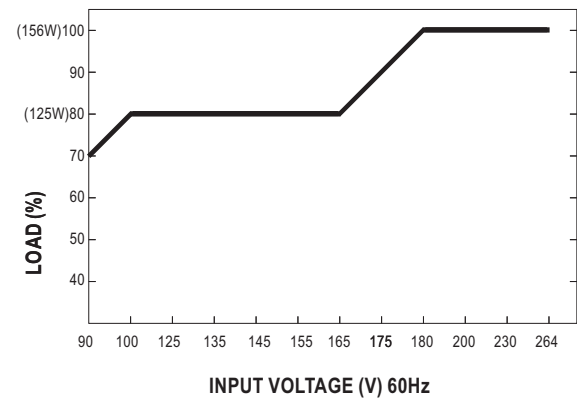
■ Block Diagram



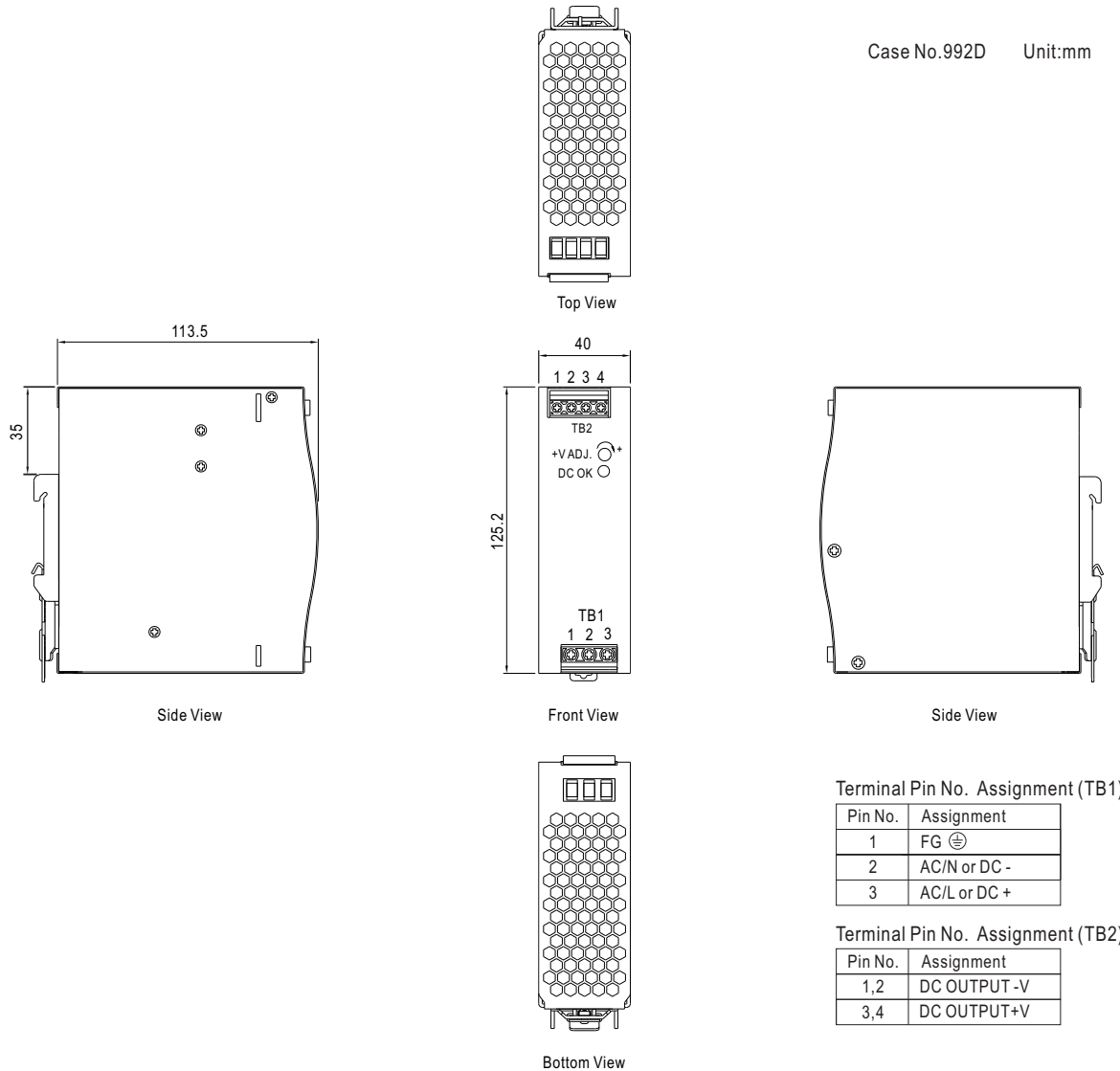
■ Derating Curve



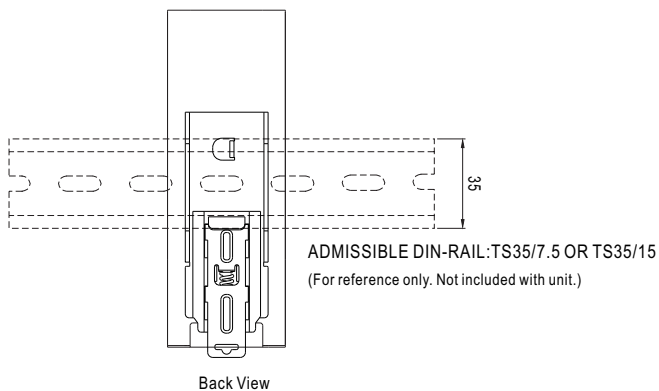
■ Static Characteristics



Mechanical Specification



Installation Instruction



This series fits DIN rail TS35/7.5 or TS35/15.
For installation details, please refer to the Instruction manual.

Installation Manual

Please refer to : <http://www.meanwell.com/manual.html>