




## 25W Single Output Switching Power Supply

## EPS-25 series



## ■ Features :

- Universal AC input / Full range
- High efficiency up to 90%
- Protections: Short circuit / Overload / Over voltage
- Cooling by free air convection
- 3"×2" compact size
- LED indicator for power on
- No load power consumption<0.3W
- 3 years warranty

User's Manual



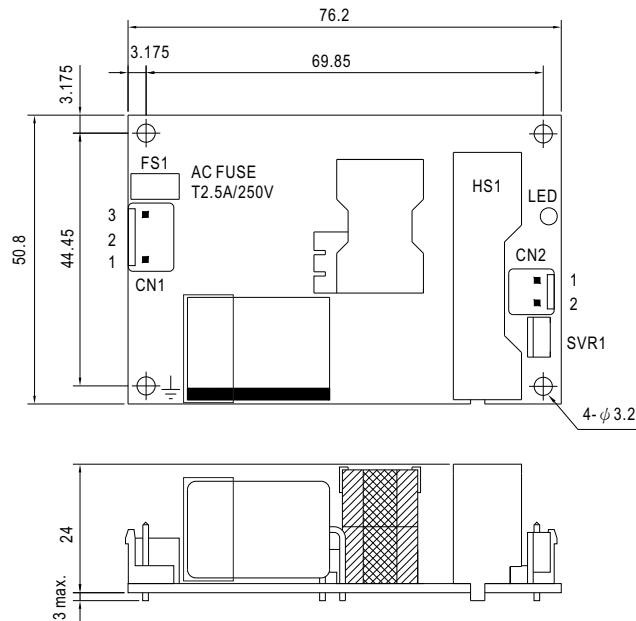
## SPECIFICATION



MODEL		EPS-25-3.3	EPS-25-5	EPS-25-7.5	EPS-25-12	EPS-25-15	EPS-25-24	EPS-25-27	EPS-25-36	EPS-25-48
OUTPUT	DC VOLTAGE	3.3V	5V	7.5V	12V	15V	24V	27V	36V	48V
	RATED CURRENT	5A	5A	3.4A	2.1A	1.7A	1.05A	0.95A	0.7A	0.53A
	CURRENT RANGE	0 ~ 5.5A	0 ~ 5.5A	0 ~ 3.74A	0 ~ 2.34A	0 ~ 1.87A	0 ~ 1.17A	0 ~ 1.05A	0 ~ 0.78A	0 ~ 0.59A
	RATED POWER	16.5W	25W	25.5W	25.2W	25.5W	25.2W	25.65W	25.2W	25.44W
	PEAK LOAD(10sec.) Note.6	18.15W	27.5W	28.05W	28.08W	28.05W	28.08W	28.35W	28.08W	28.32W
	RIPPLE & NOISE (max.) Note.2	60mVp-p	60mVp-p	80mVp-p	100mVp-p	100mVp-p	180mVp-p	180mVp-p	200mVp-p	240mVp-p
	VOLTAGE ADJ. RANGE	3.1 ~ 3.6V	4.75 ~ 5.5V	7.13 ~ 8.25V	10.8 ~ 13.5V	13.5 ~ 16.5V	21.6 ~ 27V	24.3 ~ 29.7V	32.4 ~ 39.6V	43.2 ~ 52.8V
	VOLTAGE TOLERANCE Note.3	±2.0%	±2.0%	±2.0%	±1.0%	±1.0%	±1.0%	±1.0%	±1.0%	±1.0%
	LINE REGULATION	±0.5%	±0.5%	±0.5%	±0.5%	±0.5%	±0.5%	±0.5%	±0.5%	±0.5%
	LOAD REGULATION	±1.0%	±1.0%	±1.0%	±0.5%	±0.5%	±0.5%	±0.5%	±0.5%	±0.5%
INPUT	SETUP, RISE TIME	1000ms, 30ms/230VAC 1000ms, 30ms/115VAC at full load								
	HOLD UP TIME (Typ.)	50ms/230VAC 16ms/115VAC at full load								
	VOLTAGE RANGE Note.5	85 ~ 264VAC 120 ~ 370VDC								
	FREQUENCY RANGE	47 ~ 63Hz								
	EFFICIENCY (Typ.)	79%	81%	83%	86%	87%	88%	89%	89%	90%
	AC CURRENT (Typ.)	0.6A/115VAC 0.4A/230VAC								
PROTECTION	INRUSH CURRENT (Typ.)	COLD START 35A/230VAC								
	LEAKAGE CURRENT	<1mA/240VAC								
	OVER LOAD	115 ~ 170% rated output power Protection type : Hiccup mode, recovers automatically after fault condition is removed								
ENVIRONMENT	OVER VOLTAGE	3.7 ~ 4.6V	5.6 ~ 6.75V	8.63 ~ 10.5V	14 ~ 17V	17.25 ~ 20.25V	27.6 ~ 32.4V	31.05 ~ 36.45V	39.7 ~ 46.8V	53.3 ~ 64.8V
	WORKING TEMP.	-30 ~ +70°C (Refer to "Derating Curve")								
	WORKING HUMIDITY	20 ~ 90% RH non-condensing								
SAFETY & EMC (Note 4)	STORAGE TEMP., HUMIDITY	-40 ~ +85°C, 10 ~ 95% RH								
	TEMP. COEFFICIENT	±0.03%/°C (0 ~ 50°C)								
	OPERATING ALTITUDE Note.8	2000 meters								
	VIBRATION	10 ~ 500Hz, 2G 10min./1cycle, period for 60min. each along X, Y, Z axes								
OTHERS	SAFETY STANDARDS	UL62368-1, TUV BS EN/EN62368-1, EAC TP TC 004 approved								
	WITHSTAND VOLTAGE	I/P-O/P:3KVAC I/P-FG:2KVAC O/P-FG:0.5KVAC								
	ISOLATION RESISTANCE	I/P-O/P, I/P-FG, O/P-FG:100M Ohms / 500VDC / 25°C / 70% RH								
	EMC EMISSION	Compliance to BS EN/EN55032 (CISPR32) Class B, BS EN/EN61000-3-2,-3, EAC TP TC 020								
	EMC IMMUNITY	Compliance to BS EN/EN61000-4-2,3,4,5,6,8,11, BS EN/EN55024, heavy industry level, criteria A, EAC TP TC 020								
NOTE	MTBF	655.3K hrs min. MIL-HDBK-217F (25°C)								
	DIMENSION	76.2*50.8*24mm (L*W*H)								
	PACKING	0.081Kg; 120pcs/10.7Kg/0.94CUFT								
NOTE		1. All parameters NOT specially mentioned are measured at 230VAC input, rated load and 25°C of ambient temperature. 2. Ripple & noise are measured at 20MHz of bandwidth by using a 12" twisted pair-wire terminated with a 0.1uF & 47uF parallel capacitor. 3. Tolerance : includes set up tolerance, line regulation and load regulation. 4. The power supply is considered a component which will be installed into a final equipment. All the EMC tests are been executed by mounting the unit on a 360mm*360mm metal plate with 1mm of thickness. The final equipment must be re-confirmed that it still meets EMC directives. For guidance on how to perform these EMC tests, please refer to "EMI testing of component power supplies." (as available on <a href="http://www.meanwell.com">http://www.meanwell.com</a> ) 5. Derating may be needed under low input voltage. Please check the static characteristics for more details. 6. 33% Duty cycle maximum within every 30 seconds. Average output power should not exceed the rated power. 7. EPS-25-15/24/27/36/48 without Hs1. 8. The ambient temperature derating of 3.5°C/1000m with fanless models and of 5°C/1000m with fan models for operating altitude higher than 2000m(6500ft). ※ Product Liability Disclaimer : For detailed information, please refer to <a href="https://www.meanwell.com/serviceDisclaimer.aspx">https://www.meanwell.com/serviceDisclaimer.aspx</a>								

## Mechanical Specification

Unit:mm



AC Input Connector (CN1) : JST B3P-VH or equivalent

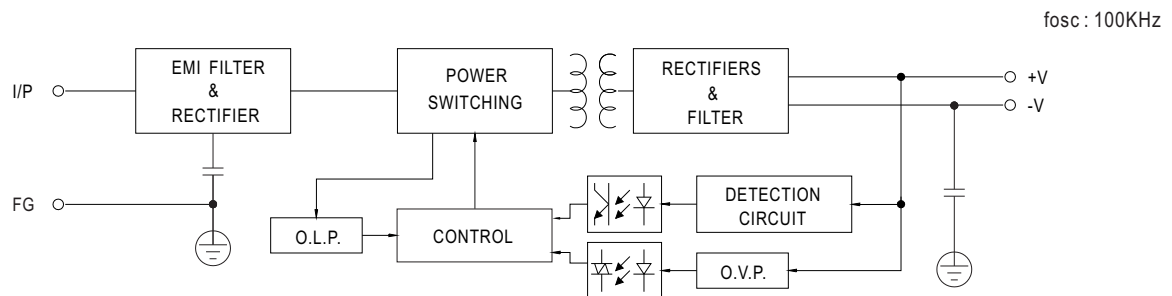
Pin No.	Assignment	Mating Housing	Terminal
1	AC/N	JST VHR or equivalent	JST SVH-21T-P1.1 or equivalent
2	No Pin		
3	AC/L		

DC Output Connector (CN2) : JST B2P-VH or equivalent

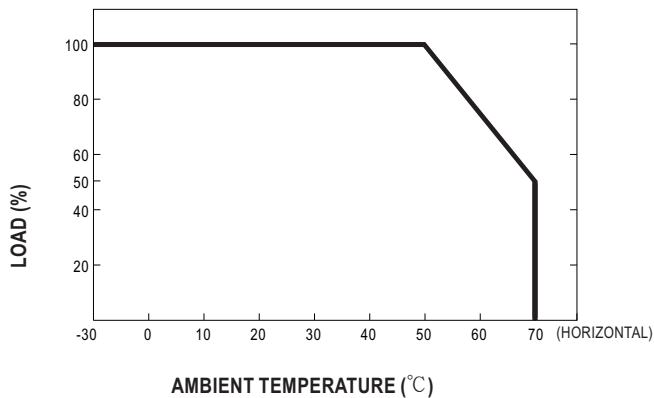
Pin No.	Assignment	Mating Housing	Terminal
1	-V	JST VHR or equivalent	JST SVH-21T-P1.1 or equivalent
2	+V		

⚠ HS1(Note.7) must have safety isolation distance with system case.  
⚡ : Grounding required

## Block Diagram



## Output Derating



## Static Characteristics

