



#### ■ Features :

- Constant voltage design
- Universal AC input / Full range
- Withstand 300VAC surge input for 5 seconds
- Protections: Short circuit / Overload / Over voltage
- Cooling by free air convection
- Fully encapsulated with IP67 level (Note.8)
- Fully isolated plastic case
- Class II power unit, no FG
- Class 2 power unit
- Pass LPS
- Suitable for LED related fixture or appliance (such as LED Decoration or Advertisement devices)(Note.12)
- 100% full load burn-in test
- Low cost, high reliability
- 2 years warranty

User's Manual



IS 15885(Part 2/Sec13)

LPS IP67

R-41027766  
(for 12V,24V only)

cULus

EAC

CB

CE

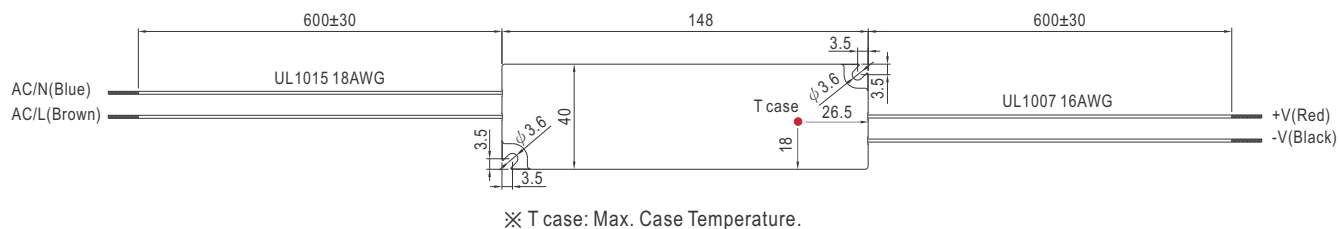
UKCA

#### SPECIFICATION

MODEL		LPV-35-5	LPV-35-12	LPV-35-15	LPV-35-24	LPV-35-36
OUTPUT	DC VOLTAGE	5V	12V	15V	24V	36V
	RATED CURRENT	5A	3A	2.4A	1.5A	1A
	CURRENT RANGE	0 ~ 6A (Note.7)	0 ~ 3A	0 ~ 2.4A	0 ~ 1.5A	0 ~ 1A
	RATED POWER	30W	36W	36W	36W	36W
	RIPPLE & NOISE (max.) Note.2	80mVp-p	120mVp-p	120mVp-p	150mVp-p	150mVp-p
	VOLTAGE TOLERANCE Note.3	±6.0%	±5.0%			
	LINE REGULATION	±1.0%				
	LOAD REGULATION	±4.0%	±2.0%			
	SETUP, RISE TIME Note.6	500ms, 20ms / 230VAC	500ms, 20ms / 115VAC at full load			
	HOLD UP TIME (Typ.)	50ms/230VAC	16ms/115VAC at full load			
INPUT	VOLTAGE RANGE Note.4	90 ~ 264VAC	127 ~ 370VDC			
	FREQUENCY RANGE	47 ~ 63Hz				
	EFFICIENCY (Typ.)	77%	84%	84%	85%	85%
	AC CURRENT (Typ.)	1.1A/115VAC 0.7A/230VAC				
	INRUSH CURRENT(Typ.)	COLD START 55A(twidth=510μs measured at 50% Ipeak) at 230VAC				
	MAX. No. of PSUs on 16A CIRCUIT BREAKER	4 units (circuit breaker of type B) / 7 units (circuit breaker of type C) at 230VAC				
	LEAKAGE CURRENT	0.25mA / 240VAC				
PROTECTION	OVERLOAD	110 ~ 150% rated output power Protection type : Hiccup mode, recovers automatically after fault condition is removed				
	OVER VOLTAGE	5.75 ~ 6.75V	13.8 ~ 16.2V	17.25 ~ 20.25V	27.6 ~ 32.4V	41.4 ~ 48.6V
ENVIRONMENT	WORKING TEMP.	-30 ~ +65°C (Refer to "Derating Curve")				
	WORKING HUMIDITY	20 ~ 90% RH non-condensing				
	STORAGE TEMP., HUMIDITY	-40 ~ +80°C, 10 ~ 95% RH				
	TEMP. COEFFICIENT	±0.03%/°C (0 ~ 50°C)				
	VIBRATION	10 ~ 500Hz, 2G 10min./1cycle, period for 60min. each along X, Y, Z axes				
SAFETY & EMC	SAFETY STANDARDS	UL1310 class 2, CAN/CSA No. 223-M91, BIS IS15885(for LPV-35-12,LPV-35-24 only), IEC62368-1, EAC TP TC 004, IP67 approved;Design refer to BS EN/EN62368-1				
	WITHSTAND VOLTAGE	I/P-O/P:3KVAC				
	ISOLATION RESISTANCE	I/P-O/P:>100M Ohms / 500VDC / 25°C/ 70% RH				
	EMC EMISSION	Compliance to BS EN/EN55032 (CISPR32) Class B, BS EN/EN61000-3-2 Class A, BS EN/EN61000-3-3, EAC TP TC 020				
	EMC IMMUNITY	Compliance to BS EN/EN61000-4-2,3,4,5,6,8,11, BS EN/EN55024, light industry level, criteria A, EAC TP TC 020				
OTHERS	MTBF	743.5Khrs min. MIL-HDBK-217F (25°C)				
	DIMENSION	148*40*30mm (L*W*H)				
	PACKING	0.34Kg; 40pcs/14.6Kg/0.70CUFT				
NOTE	1. All parameters NOT specially mentioned are measured at 230VAC input, rated load and 25°C of ambient temperature. 2. Ripple & noise are measured at 20MHz of bandwidth by using a 12" twisted pair-wire terminated with a 0.1uf & 47uf parallel capacitor. 3. Tolerance : includes set up tolerance, line regulation and load regulation. 4. Derating may be needed under low input voltage. Please check the static characteristics for more details. 5. The power supply is considered as a component that will be operated in combination with final equipment. Since EMC performance will be affected by the complete installation, the final equipment manufacturers must re-qualify EMC Directive on the complete installation again. 6. Length of set up time is measured at first cold start. Turning ON/OFF the power supply may lead to increase of the set up time. 7. LPV-35-5 can provide 6A of output current continuously. Based on the requirement of UL1310 class 2, the output current is only certified up to 5A for the test report of LPV-35-5. 8. Suitable for indoor use or outdoor use without direct sunlight exposure. Please avoid immerse in the water over 30 minute. 9. The ambient temperature derating of 3.5°C/1000m with fanless models and of 5°C/1000m with fan models for operating altitude higher than 2000m(6500ft). 10. Products sourced from the Americas regions may not have the TUV/BIS/CCC logo. Please contact your MEAN WELL sales for more information. 11. For any application note and IP water proof function installation caution, please refer our user manual before using. <a href="https://www.meanwell.com/Upload/PDF/LED_EN.pdf">https://www.meanwell.com/Upload/PDF/LED_EN.pdf</a> 12. This product is not intended for LED lighting luminaire applications in the EU.(In the EU the LPF/NPF/XLG series are recommended.) 13. To fulfill requirements of latest ErP regulation for lighting luminaires, this LED Driver can only be used behind a switch without permanently connected to mains. ※ Product Liability Disclaimer : For detailed information, please refer to <a href="https://www.meanwell.com/serviceDisclaimer.aspx">https://www.meanwell.com/serviceDisclaimer.aspx</a>					

## ■ Mechanical Specification

Case No.975A      Unit:mm



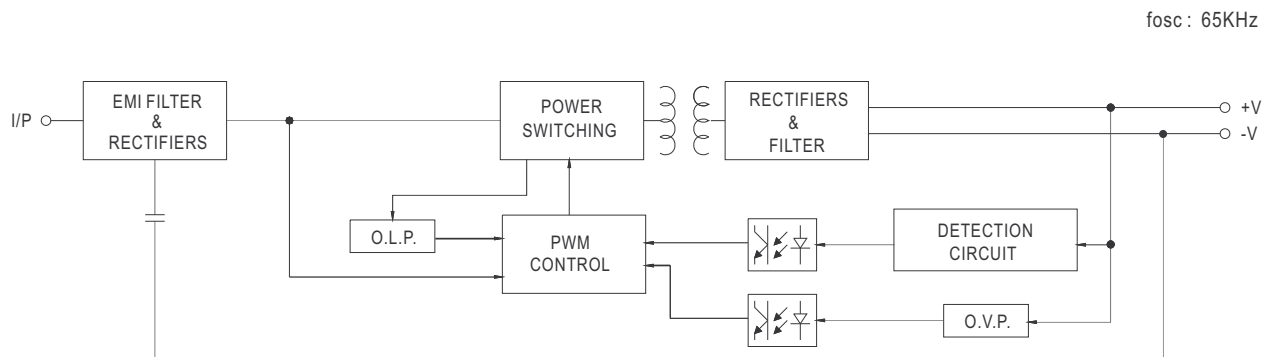
※ T case: Max. Case Temperature.



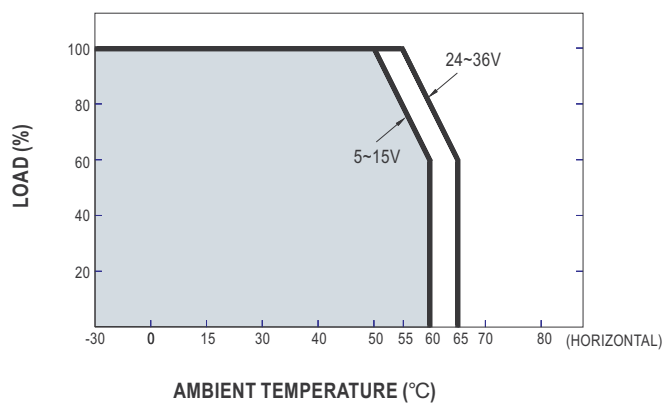
■ **Recommend Mounting Direction**



### ■ Block Diagram



### Derating Curve



## ■ Static Characteristics

