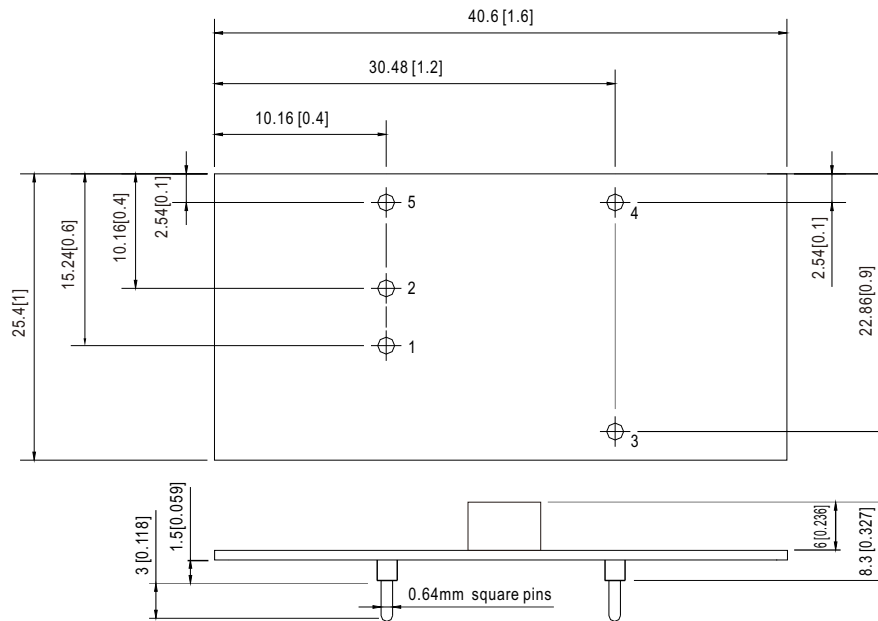


Mechanical Specification

Unit:mm[inch]

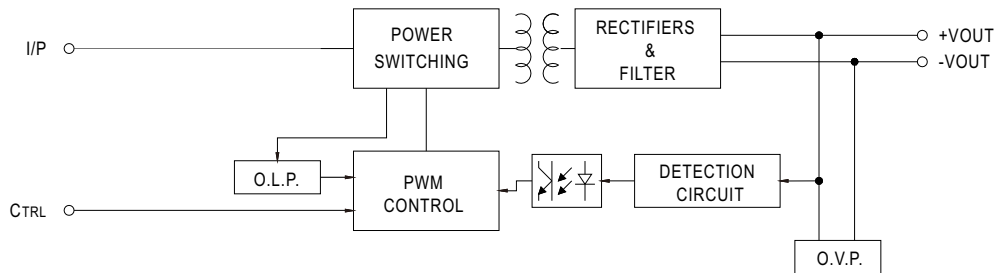


Pin No. Assignment

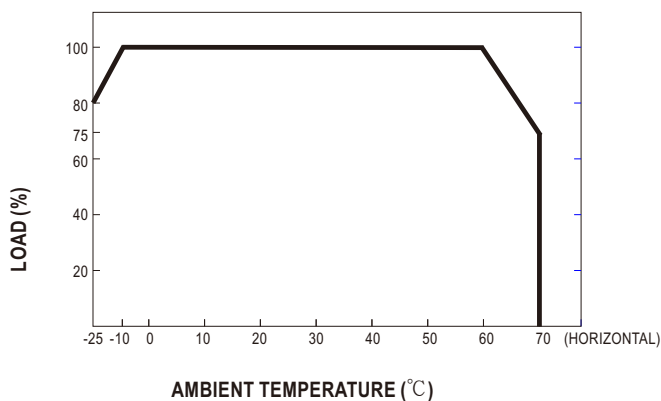
Pin No.	Assignment	Pin No.	Assignment
1	+INPUT	4	-VOUT
2	-INPUT(GND)	5	CONTROL
3	+VOUT		

Block Diagram

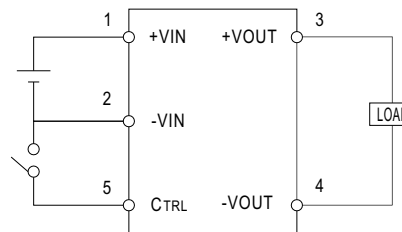
fosc : 350KHz



Derating Curve



ON/OFF Control



CONTROL INPUT.....PIN5
CONTROL COMMON.....PIN2
LOGIC COMPATIBILITY.....CMOS OR OPEN COLLECTOR TTL
CONTROL VOLTAGE
ON.....+5.5VDC min OR OPEN CIRCUIT
OFF.....+2.5VDC max. OR SHORT TO PIN2