



### ■ Features :

- .High efficiency 90% and low power dissipation
- .150% peak load capability
- .Protections: Short circuit / Overload / Over voltage / Over temperature
- .Cooling by free air convection
- .Can be installed on DIN rail TS-35/7.5 or 15
- .UL 508 (industrial control equipment) approved
- .BS EN/EN61000-6-2(BS EN/EN50082-2) industrial immunity level
- .100% full load burn-in test
- .3 years warranty

User's Manual



## SPECIFICATION



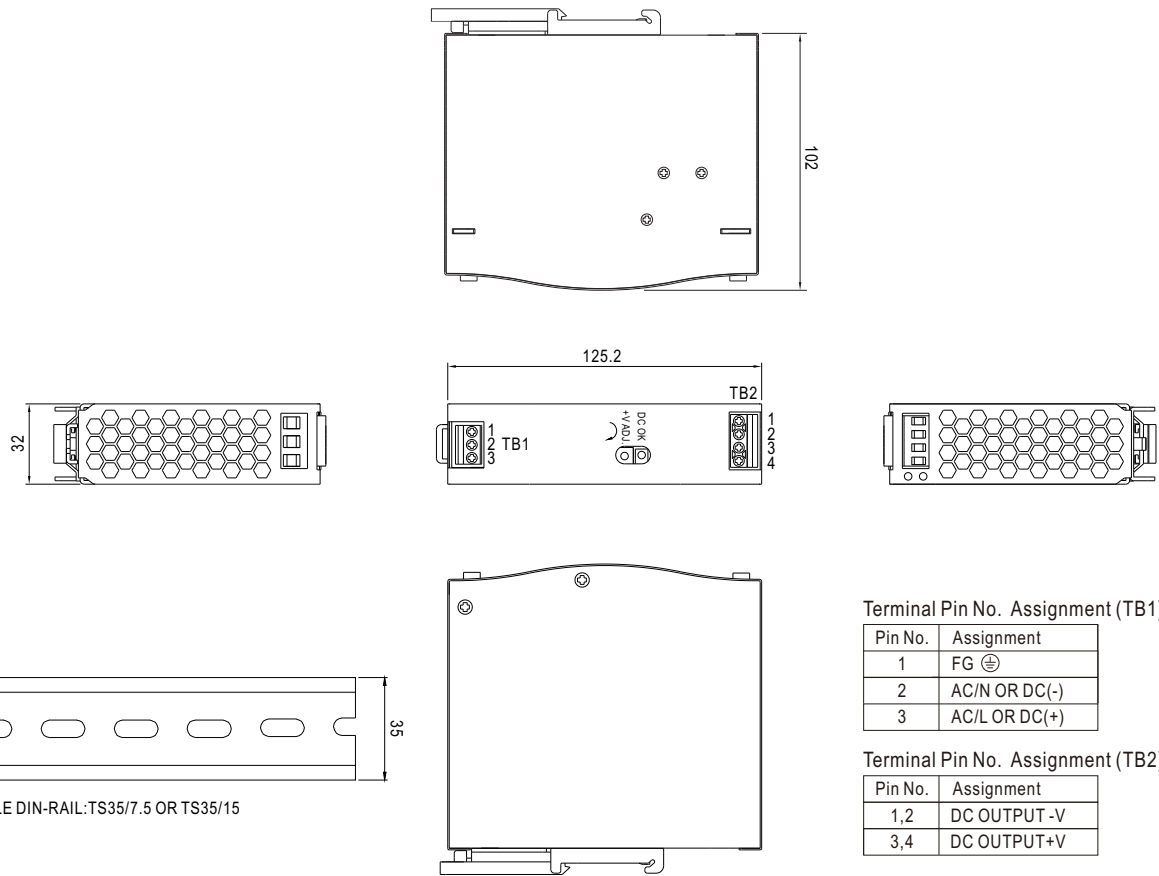
MODEL	SDR-75-12	SDR-75-24	SDR-75-48
OUTPUT	DC VOLTAGE	12V	24V
	RATED CURRENT	6.3A	3.2A
	CURRENT RANGE	0 ~ 6.3A	0 ~ 3.2A
	RATED POWER	75.6W	76.8W
	PEAK CURRENT	9.375A	4.69A
	PEAK POWER Note.6	112.5W (3 sec.)	
	RIPPLE & NOISE (max.) Note.2	100mVp-p	100mVp-p
	VOLTAGE ADJ. RANGE	12 ~ 14V	24 ~ 28V
	VOLTAGE TOLERANCE Note.3	± 1.0%	± 1.0%
	LINE REGULATION	± 0.5%	± 0.5%
	LOAD REGULATION	± 1.0%	± 1.0%
INPUT	SETUP, RISE TIME	1500ms, 60ms/230VAC	3000ms, 60ms/115VAC at full load
	HOLD UP TIME (Typ.)	80ms/230VAC	20ms/115VAC at full load
	VOLTAGE RANGE Note.7	88 ~ 264VAC	124 ~ 370VDC [DC input operation possible by connecting AC/L(+), AC/N(-)]
	FREQUENCY RANGE	47 ~ 63Hz	
	EFFICIENCY (Typ.)	88.5%	89%
	AC CURRENT (Typ.)	1.4A/115VAC	0.85A/230VAC
PROTECTION	INRUSH CURRENT (Typ.)	30A/115VAC	50A/230VAC
	LEAKAGE CURRENT	<1mA / 240VAC	
	OVERLOAD	Normally works within 110 ~ 150% rated output power for more than 3 seconds and then shut down o/p voltage, re-powr on to recover 150 ~ 170% rated power, constant current limiting with auto-recovery within 3 seconds, and then shut down o/p voltage after 3 seconds, re-powr on to recover	
	OVER VOLTAGE	14 ~ 17V	29 ~ 33V
ENVIRONMENT	OVER TEMPERATURE	Protection type : Shut down o/p voltage, re-power on to recover 100°C ± 10°C (RTH2) detect on main of power transistor Protection type : Shut down o/p voltage, re-powr on to recover after temperature goes down	
	WORKING TEMP.	-30 ~ +70°C (Refer to "Derating Curve")	
	WORKING HUMIDITY	20 ~ 95% RH non-condensing	
	STORAGE TEMP., HUMIDITY	-40 ~ +85°C, 10 ~ 95% RH	
	TEMP. COEFFICIENT	± 0.03%/°C (0 ~ 60°C)	
SAFETY & EMC (Note 4)	VIBRATION	Component:10 ~ 500Hz, 2G 10min./1cycle, 60min. each along X, Y, Z axes; Mounting: Compliance to IEC60068-2-6	
	SAFETY STANDARDS	UL508, TUV BS EN/EN62368-1, AS/NZS 62368.1, EAC TP TC 004 approved, design refer to GL :(meet BS EN/EN60204-1)	
	WITHSTAND VOLTAGE	I/P-O/P:3KVAC I/P-FG:2KVAC O/P-FG:0.5KVAC	
	ISOLATION RESISTANCE	I/P-O/P, I/P-FG, O/P-FG:>100M Ohms / 500VDC / 25°C / 70% RH	
OTHERS	EMC EMISSION	Compliance to BS EN/EN55032 (CISPR32). BS EN/EN61204-3 Class B, BS EN/EN61000-3-2,-3, EAC TP TC 020	
	EMC IMMUNITY	Compliance to BS EN/EN61000-4-2,3,4,5,6,8,11, BS EN/EN55024, BS EN/EN61000-6-2 (BS EN/EN50082-2), BS EN/EN61204-3, heavy industry level, criteria A, EAC TP TC 020, SEMI F47 approved	
	MTBF	481.9K hrs min. MIL-HDBK-217F (25°C)	
NOTE	DIMENSION	32*125.2*102mm (W*H*D)	
	PACKING	0.51Kg; 28pcs/15.3Kg/1.22CUFT	

1. All parameters NOT specially mentioned are measured at 230VAC input, rated load and 25°C of ambient temperature.
2. Ripple & noise are measured at 20MHz of bandwidth by using a 12" twisted pair-wire terminated with a 0.1uF & 47uF parallel capacitor.
3. Tolerance : includes set up tolerance, line regulation and load regulation.
4. The power supply is considered a component which will be installed into a final equipment. The final equipment must be re-confirmed that it still meets EMC directives.
5. Installation clearances : 40mm on top, 20mm on the bottom, 5mm on the left and right side are recommended when loaded permanently with full power.  
In case the adjacent device is a heat source, 15mm clearance is recommended.
6. 3 seconds max., please refer to peak loading curves.
7. Derating may be needed under low input voltage. Please check the derating curve for more details.
8. The ambient temperature derating of 3.5°C/1000m with fanless models and of 5°C/1000m with fan models for operating altitude higher than 2000m(6500ft).

※ Product Liability Disclaimer : For detailed information, please refer to <https://www.meanwell.com/serviceDisclaimer.aspx>

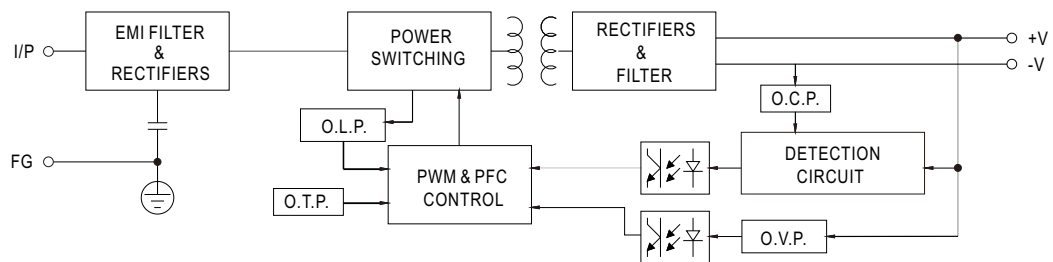
## Mechanical Specification

Case No. Unit:mm



## Block Diagram

fosc : 85KHz

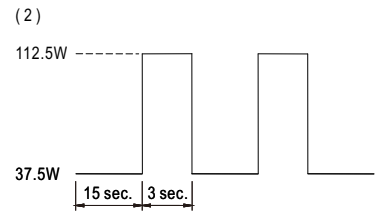
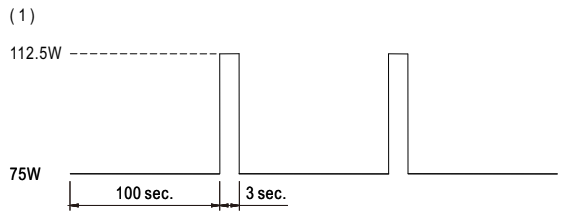




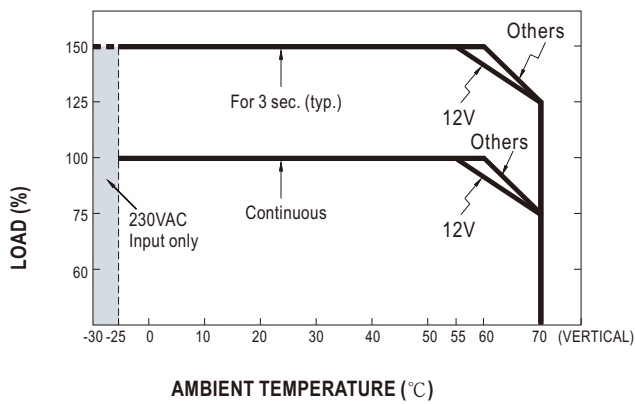
75W Single Output Industrial DIN RAIL with Power Supply

**SDR-75** series

■ Peak Loading



■ Derating Curve



■ Output derating VS input voltage

