



120W Single Output Industrial DIN RAIL Power Supply

WDR-120 series



■ Features :

- Single and two phase wide input range 180 ~ 550VAC
- Protections: Short circuit / Overload / Over voltage / Over temperature
- Cooling by free air convection
- Built-in constant current limiting circuit
- Can be installed on DIN rail TS-35/7.5 or 15
- UL508(industrial control equipment)approved
- BS EN/EN61000-6-2(BS EN/EN50082-2) industrial immunity level
- 100% full load burn-in test
- Built-in DC OK relay contact
- 3 years warranty

User's Manual



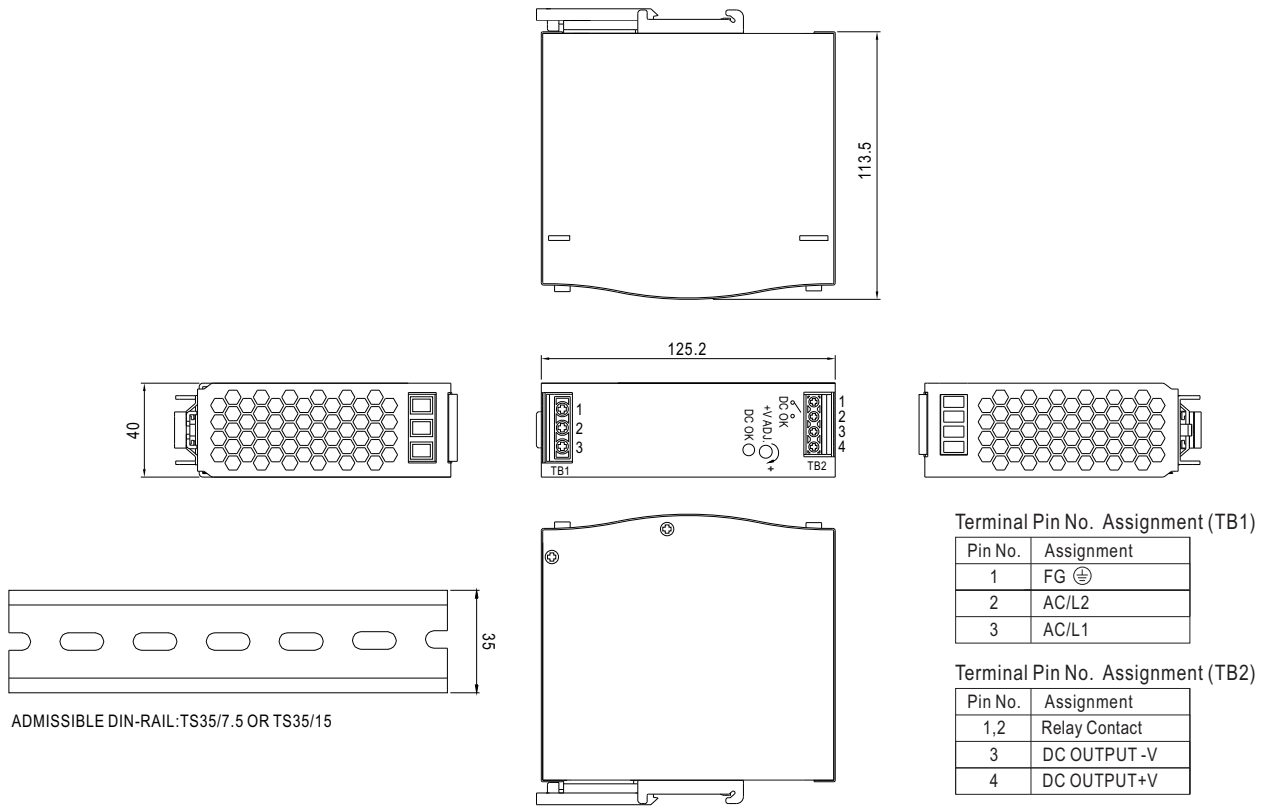
AS/NZS62368-1 TPTC004 UL508 IEC62368-1

SPECIFICATION

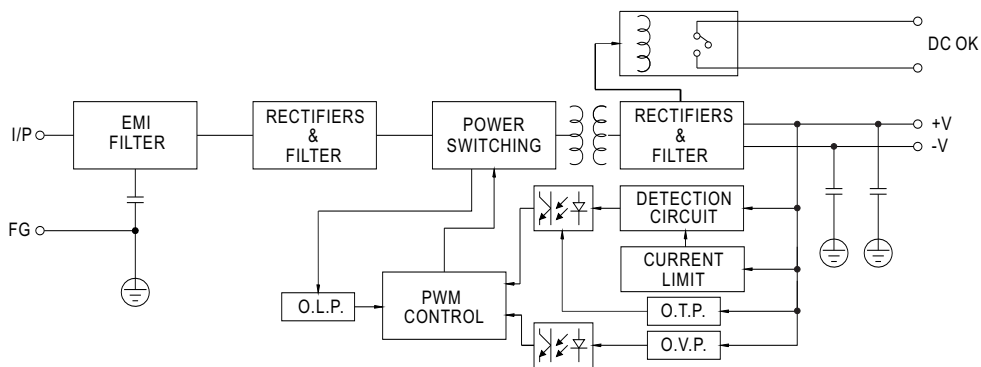
MODEL		WDR-120-12		WDR-120-24	WDR-120-48
OUTPUT	DC VOLTAGE	12V		24V	48V
	RATED CURRENT	10A		5A	2.5A
	CURRENT RANGE	0 ~ 10A		0 ~ 5A	0 ~2.5A
	RATED POWER	120W		120W	120W
	RIPPLE & NOISE (max.) <small>Note.2</small>	120mVp-p		120mVp-p	150mVp-p
	VOLTAGE ADJ. RANGE	12 ~ 15V		24 ~ 29V	48 ~ 58V
	VOLTAGE TOLERANCE <small>Note.3</small>	± 1.5%		± 1.0%	± 1.0%
	LINE REGULATION	± 0.5%		± 0.5%	± 0.5%
	LOAD REGULATION	± 0.5%		± 0.5%	± 0.5%
SETUP, RISE, HOLD UP TIME		2000ms, 70ms, 50ms/400VAC 2000ms, 70ms, 10ms/230VAC at full load			
INPUT	VOLTAGE RANGE	180 ~ 550VAC 254 ~ 780VDC			
	FREQUENCY RANGE	47 ~ 63Hz			
	EFFICIENCY (Typ.)	89.5% / 400V		91% / 400V	92% / 400V
	AC CURRENT	0.7A/400VAC 1.2A/230VAC			
	INRUSH CURRENT (max.)	COLD START 50A			
	LEAKAGE CURRENT	<3.5mA / 530VAC			
PROTECTION	OVERLOAD	105 ~ 130% rated output power Protection type : Constant current limiting, recovers automatically after fault condition is removed			
	OVER VOLTAGE	16 ~ 18V		31 ~ 37V	60 ~ 67V
		Protection type : Shut down o/p voltage, re-power on to recover			
	OVER TEMPERATURE	Shut down o/p voltage, recovers automatically after temperature goes down			
FUNCTION	DC OK SIGNAL	Relay contact rating(max.) : 30V / 1A resistive			
ENVIRONMENT	WORKING TEMP.	-25 ~ +70℃ (Refer to "Derating Curve")			
	WORKING HUMIDITY	20 ~ 90% RH non-condensing			
	STORAGE TEMP., HUMIDITY	-40 ~ +85℃, 10 ~ 95% RH			
	TEMP. COEFFICIENT	± 0.03%/℃ (0 ~ 50℃)			
	VIBRATION	Component: 10 ~ 500Hz, 2G 10min./1cycle, 60min. each along X, Y, Z axes; Mounting clip: Compliance to IEC60068-2-6			
SAFETY & EMC <small>(Note 4)</small>	SAFETY STANDARDS	UL508, EAC TP TC 004 approved, IEC62368-1 CB approved by SIQ;Design refer to BS EN/EN62368-1, AS/NZS 62368.1 (meet BS EN/EN60204-1)			
	WITHSTAND VOLTAGE	I/P-O/P:3KVAC I/P-FG:2KVAC O/P-FG:0.5KVAC O/P-DC OK:0.5KVAC			
	ISOLATION RESISTANCE	I/P-O/P, I/P-FG, O/P-FG:100M Ohms / 500VDC / 25℃ / 70% RH			
	EMC EMISSION	Compliance to BS EN/EN55032 (CISPR32), BS EN/EN61204-3 Class B, EAC TP TC 020			
	EMC IMMUNITY	Compliance to BS EN/EN61000-4-2,3,4,5,6,8,11, BS EN/EN61204-3, BS EN/EN61000-6-2 (BS EN/EN50082-2), heavy industry level, criteria A, EAC TP TC 020			
OTHERS	MTBF	268K hrs min. MIL-HDBK-217F (25℃)			
	DIMENSION	40*125.2*113.5mm (W*H*D)			
	PACKING	0.65Kg; 20pcs/14Kg/1.16CUFT			
NOTE	1. All parameters NOT specially mentioned are measured at 400VAC input, rated load and 25℃ of ambient temperature. 2. Ripple & noise are measured at 20MHz of bandwidth by using a 12" twisted pair-wire terminated with a 0.1uf & 47uf parallel capacitor. 3. Tolerance : includes set up tolerance, line regulation and load regulation. 4. The power supply is considered a component which will be installed into a final equipment. The final equipment must be re-confirmed that it still meets EMC directives. 5. Length of set up time is measured at cold first start. Turning ON/OFF the power supply very quick may lead to increase of the set up time. 6. The ambient temperature derating of 3.5℃/1000m with fanless models and of 5℃/1000m with fan models for operating altitude higher than 2000m(6500ft). ※ Product Liability Disclaimer : For detailed information, please refer to https://www.meanwell.com/serviceDisclaimer.aspx				

Mechanical Specification

Case No.992B Unit:mm



Block Diagram



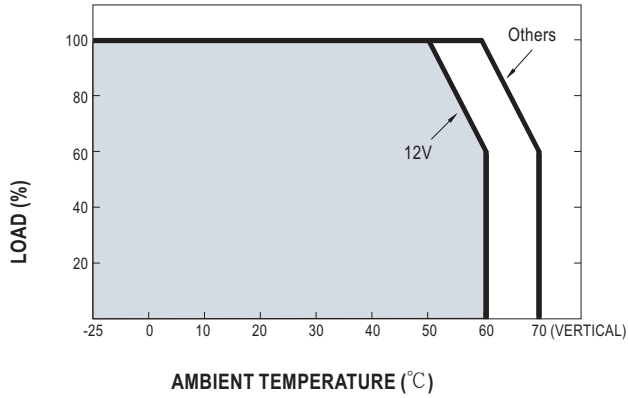
DC OK Relay Contact

Contact Close	PSU turns on / DC OK.
Contact Open	PSU turns off / DC Fail.
Contact Ratings (max.)	30V/1A resistive load.



120W Single Output Industrial DIN RAIL Power Supply **WDR-120 series**

■ Derating Curve



■ Static Characteristics

