



AC input with fixed cable



AC input with connector



Features

- Full power output at 70~100% constant power mode operation
- Wide input range 100 ~ 305VAC with active PFC function
- Metal housing design with IP67
Multiple dimming functions:3 in 1. (0-10V/PWM/Resistor)
- Surge protection with 6kV /4kV
- Dimming circuit with Isolated for latest safety regulation
- Typical lifetime>50000 hours and 5 years warranty
- AC input cable with connector for flexible Installation

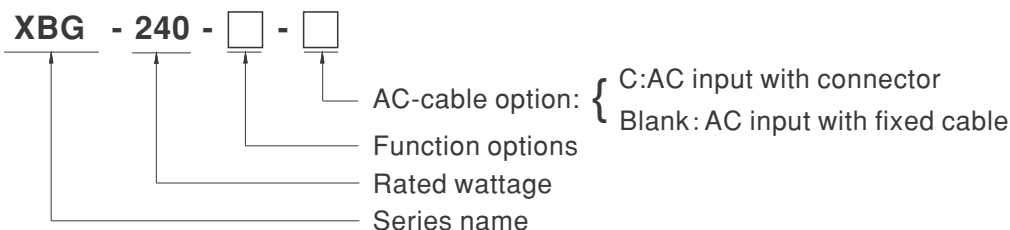
Applications

- LED bay lighting
- LED stage lighting
- LED spot lighting
- Explosion-proof lighting
- Type HL LED driver for class I division 2.

Description

XBG-240 series is a 240W AC/DC LED driver featuring the constant power mode. XBG-240 operates from 100~305VAC and offers with different rated current ranging between 4000mA and 5700mA. Thanks to the high efficiency up to 93%, with the fanless design, the entire series is able to operate for -40℃~+90℃ case temperature under free air convection. The design of metal housing and IP67 ingress protection level allows this series to fit both indoor and outdoor applications. Moreover the innovative environment-adaptive capability allows this series to reliably light on the LEDs for all kinds of application environments in almost any spots that may install LED luminaires in the world. XBG-240 series comply with the latest version of IEC61347/IEC60598-1 and UL8750 international safety regulations. The output and dimming circuit are also completely in accordance with the new regulations with isolation to ensure the safety of both users and luminaire system during installation.

Model Encoding



Type	IP Level	Function	Note
A	IP67	constant power adjustable via built-in potentiometer	In Stock
AB	IP67	constant power adjustable via built-in potentiometer + 3 in 1 dimming function (0~10Vdc, 10V PWM signal and Resistor)	In Stock

SPECIFICATION

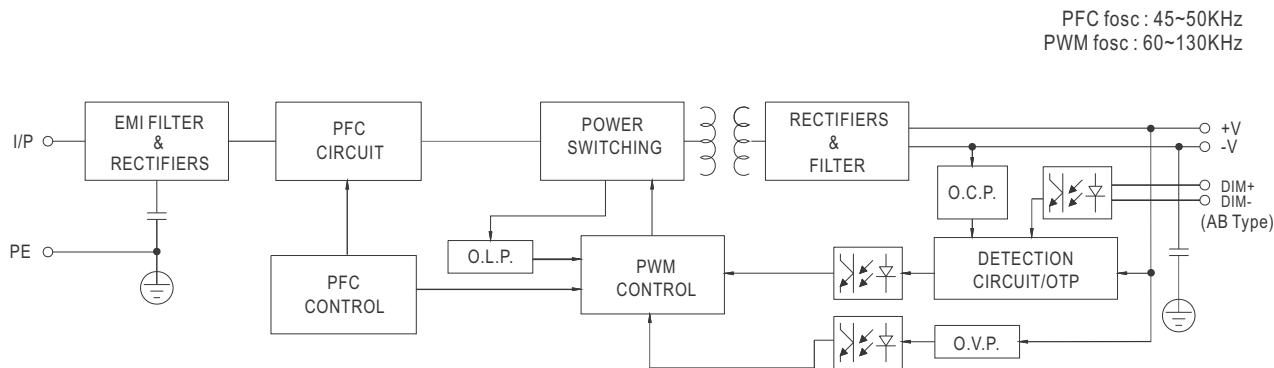
MODEL		XBG-240-□-□	
OUTPUT	DEFAULT CURRENT	4900mA	
	RATED POWER	240W	
	CONSTANT CURRENT REGION	30 ~60V	
	FULL POWER CURRENT RANGE	4000~5700mA	
	OPEN CIRCUIT VOLTAGE (max.)	65V	
	CURRENT ADJ. RANGE	2000~5700mA	
	CURRENT RIPPLE	4.0% max. @rated current	
	CURRENT TOLERANCE	±5%	
SET UP TIME Note.4		500ms/230VAC, 1200ms/115VAC	
INPUT	VOLTAGE RANGE Note.2	100 ~ 305VAC 142~431VDC (Please refer to "STATIC CHARACTERISTIC" section)	
	FREQUENCY RANGE	47 ~ 63Hz	
	POWER FACTOR (Typ.)	PF ≥ 0.97 / 115VAC, PF ≥ 0.95 / 230VAC, PF ≥ 0.92 / 277VAC at full load (Please refer to "Power Factor Characteristic" section)	
	TOTAL HARMONIC DISTORTION	THD < 10% (@ load ≥ 50% at 115VAC/230VAC, @load ≥ 75% at 277VAC) Please refer to "TOTAL HARMONIC DISTORTION (THD)" section	
	EFFICIENCY (Typ.)	93%	
	AC CURRENT (Typ.)	3.2A / 115VAC 1.3A / 230VAC 1.2A / 277VAC	
	INRUSH CURRENT(Typ.)	COLD START 65A(twidth=600μs measured at 50% Ipeak) at 230VAC; Per NEMA 410	
	MAX. NO. of PSUs on 16A CIRCUIT BREAKER	3 unit(circuit breaker of type B) / 5 units(circuit breaker of type C) at 230VAC	
	LEAKAGE CURRENT	<0.75mA / 277VAC	
	STANDBY POWER CONSUMPTION	Standby power consumption<0.5W for AB-Type	
PROTECTION	SHORT CIRCUIT	Hiccup mode or constant current limiting, recovers automatically after fault condition is removed	
	OVER VOLTAGE	66 ~ 78V Shut down output voltage, re-power on to recover	
	OVER TEMPERATURE	Shut down output voltage, re-power on to recovery	
ENVIRONMENT	WORKING TEMP.	Tcase=-40 ~ +85℃ (Please refer to "OUTPUT LOAD vs TEMPERATURE" section)	
	MAX. CASE TEMP.	Tcase=+85℃	
	WORKING HUMIDITY	20 ~ 95% RH non-condensing	
	STORAGE TEMP., HUMIDITY	-40 ~ +80℃, 10 ~ 95% RH non-condensing	
	TEMP. COEFFICIENT	±0.03%/℃ (0 ~ 60℃)	
SAFETY & EMC	VIBRATION	10 ~ 500Hz, 5G 12min./1cycle, period for 72min. each along X, Y, Z axes	
	SAFETY STANDARDS	UL8750(type"HL"), CSA C22.2 No. 250.13-12; ENEC BS EN/EN61347-1, BS EN/EN61347-2-13 independent, BS EN/EN62384; IS15885(Part2/Sec13); GB19510.1,GB19510.14; IP67;EAC TP TC 004 approved	
	WITHSTAND VOLTAGE	I/P-O/P:3.75KVAC I/P-PE:2KVAC O/P-PE:1.5KVAC	
	ISOLATION RESISTANCE	I/P-O/P, I/P-PE, O/P-PE:100M Ohms / 500VDC / 25℃ / 70% RH	
	EMC EMISSION	Parameter	Standard
		Conducted	BS EN/EN55015(CISPR15),GB/T17743
		Radiated	BS EN/EN55015(CISPR15),GB/T17743
		Harmonic Current	BS EN/EN61000-3-2,GB17625.1
		Voltage Flicker	BS EN/EN61000-3-3
	EMC IMMUNITY	BS EN/EN61547	
		Parameter	Standard
		ESD	BS EN/EN61000-4-2
		Radiated	BS EN/EN61000-4-3
		EFT/Burst	BS EN/EN61000-4-4
		Surge	BS EN/EN61000-4-5
		Conducted	BS EN/EN61000-4-6
		Magnetic Field	BS EN/EN61000-4-8
		Voltage Dips and Interruptions	BS EN/EN61000-4-11
		>95% dip 0.5 periods, 30% dip 25 periods, >95% interruptions 250 periods	
OTHERS	MTBF	615.83K hrs min. Telcordia SR-332(Bellcore); 154.57K hrs min. MIL-HDBK-217F (25℃)	
	LIFETIME Note.5	50000 hrs min.	
	DIMENSION	φ 176mm *65mm(D*H)	
	PACKING	1.92Kg;8pcs/17.5Kg/1.47CUFT	
NOTE		1. All parameters NOT specially mentioned are measured at 230VAC input, rated current and 25℃ of ambient temperature. 2. De-rating may be needed under low input voltages. Please refer to "STATIC CHARACTERISTIC" sections for details. 3. The driver is considered as a component that will be operated in combination with final equipment. Since EMC performance will be affected by the complete installation, the final equipment manufacturers must re-qualify EMC Directive on the complete installation again. 4. Length of set up time is measured at first cold start. Turning ON/OFF the power supply may lead to increase of the set up time. 5. This series meets the typical life expectancy of >50,000 hours of operation when Tcase, particularly tc point (or TMP, per DLC), is about 75℃ or less. 6. To fulfill requirements of the latest ErP regulation for lighting fixture, this LED drive can only be used behind a switch without permanently connected to the mains. 7. Please refer to the warranty statement on MEAN WELL's website at http://www.meanwell.com 8. The ambient temperature derating of 3.5℃/1000m with fanless models and of 5℃/1000m with fan models for operating altitude higher than 2000m(6500ft). 9. Products sourced from the Americas regions may not have the PSE/CCC/BIS/KC logo. Please contact your MEAN WELL sales for more information. 10. For any application note and IP water proof function installation caution, please refer our user manual before using. https://www.meanwell.com/Upload/PDF/LED_EN.pdf ✕ Product Liability Disclaimer : For detailed information, please refer to https://www.meanwell.com/serviceDisclaimer.aspx	



240W Constant Power Mode LED Driver

XBG-240 series

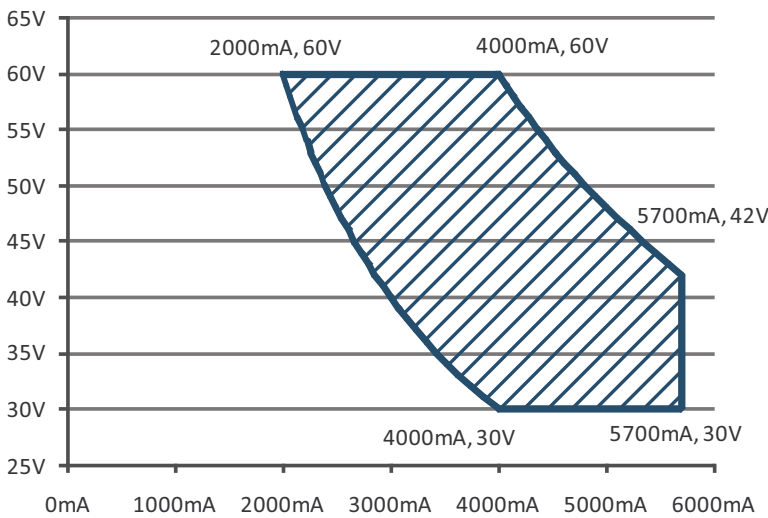
■ BLOCK DIAGRAM



■ DRIVING METHODS OF LED MODULE

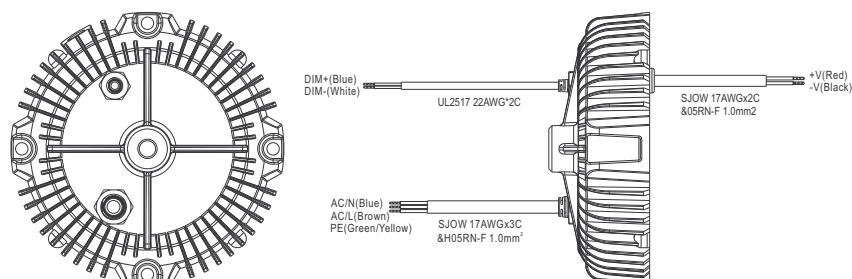
※ I-V Operating Area

◎ XBG-240



High Performance Region

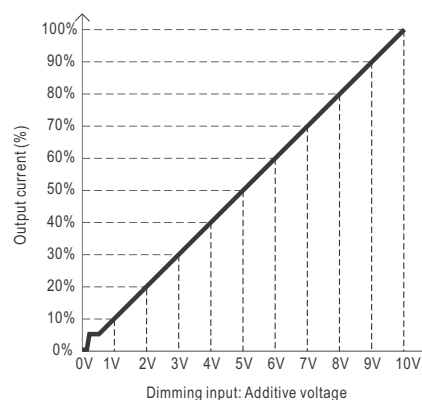
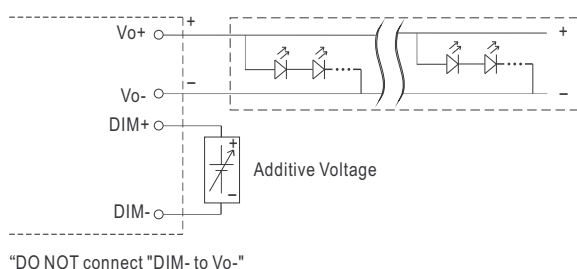
DIMMING OPERATION



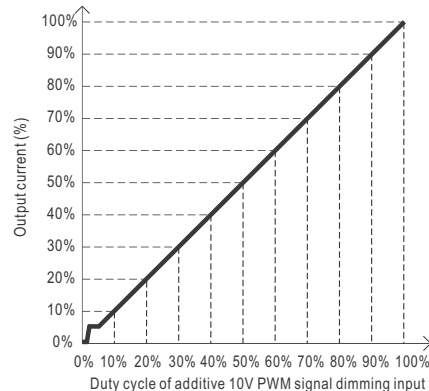
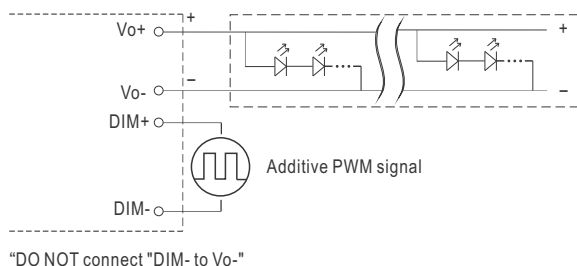
※ 3 in 1 dimming function (for AB-Type)

- Output constant current level can be adjusted by applying one of the three methodologies between DIM+ and DIM-:
0 ~ 10VDC, or 10V PWM signal or resistance.
- Direct connecting to LEDs is suggested. It is not suitable to be used with additional drivers.
- Dimming source current from power supply: 100μA (typ.)

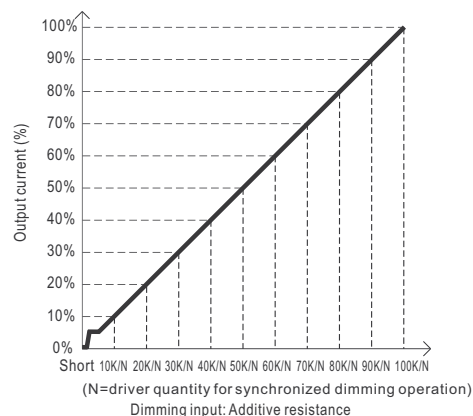
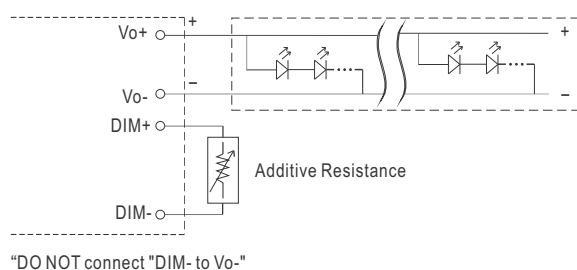
◎ Applying additive 0 ~ 10VDC



◎ Applying additive 10V PWM signal (frequency range 100Hz ~ 3KHz):



◎ Applying additive resistance:



Note : 1. Min. dimming level is about 8% and the output current is not defined when $0\% < I_{out} < 8\%$.

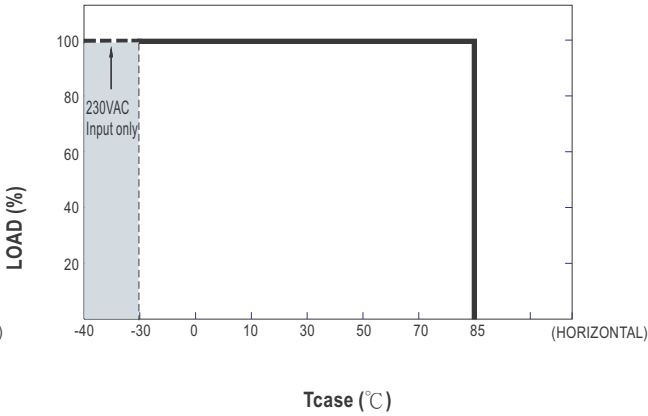
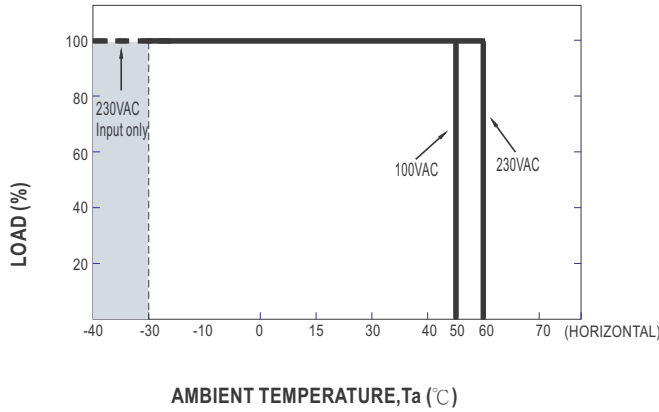
2. The output current could drop down to 0% when dimming input is about 0Ω or 0Vdc, or 10V PWM signal with 0% duty cycle.



240W Constant Power Mode LED Driver

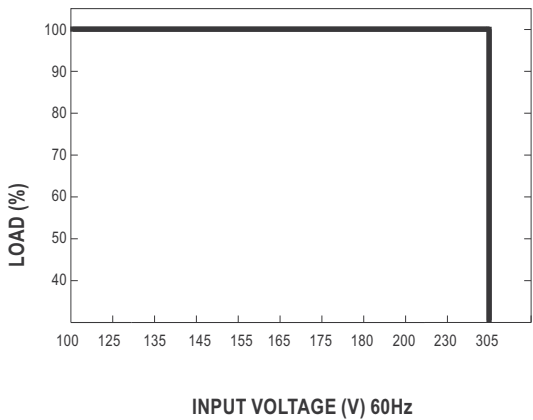
XBG-240 series

OUTPUT LOAD vs TEMPERATURE



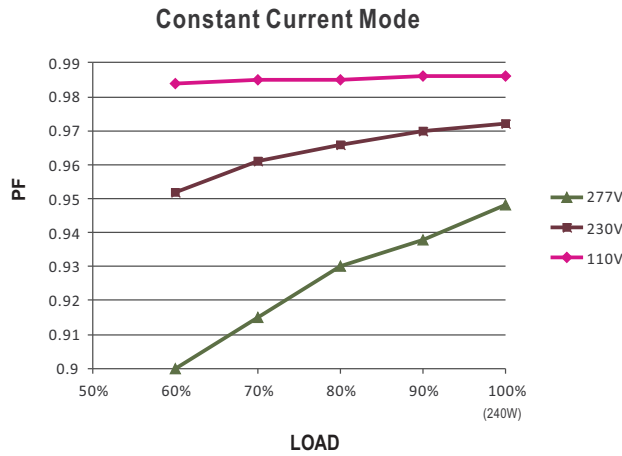
NOTE: It may have a soft-start status when operation at -30°C fullload and 100VAC input condition.

STATIC CHARACTERISTIC



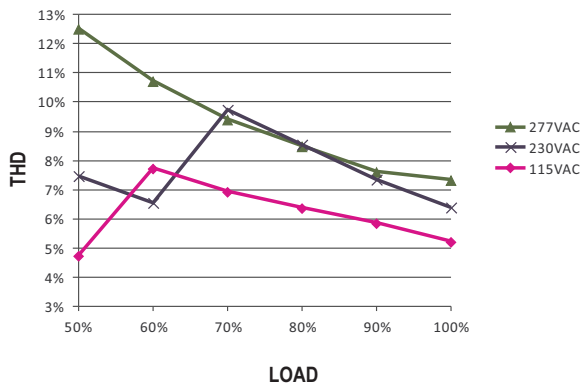
POWER FACTOR (PF) CHARACTERISTIC

※ T_{case} at 65°C



TOTAL HARMONIC DISTORTION (THD)

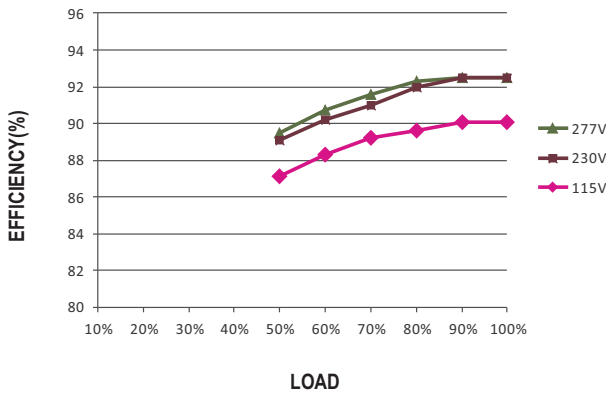
※ 4000mA Model, T_{case} at 65°C



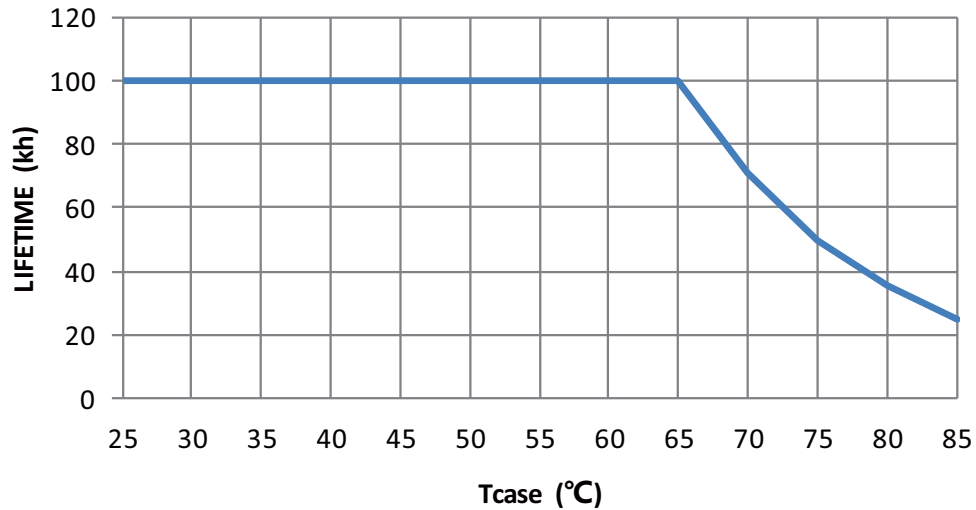
EFFICIENCY vs LOAD

XBG-240 series possess superior working efficiency that up to 93% can be reached in field applications.

※ 4000mA Model, T_{case} at 65°C



■ LIFE TIME



■ INSTALLATIONS



Caution

- Please inspect the appearance of the driver if the package is damaged. There should not be any cracks.
- Please do not drop or bump the driver.
- All screws including the suspension screw should be paired with a spring washer and locked tight.
- The entire luminaire, including the driver, should be limited to 15Kg or less.
- The luminaire should be cautiously protected from damage due to shock throughout packaging and transportation.
- Please thoroughly follow the preceding cautionary notes to prevent the luminaire from falling, leading to injuries.



240W Constant Power Mode LED Driver

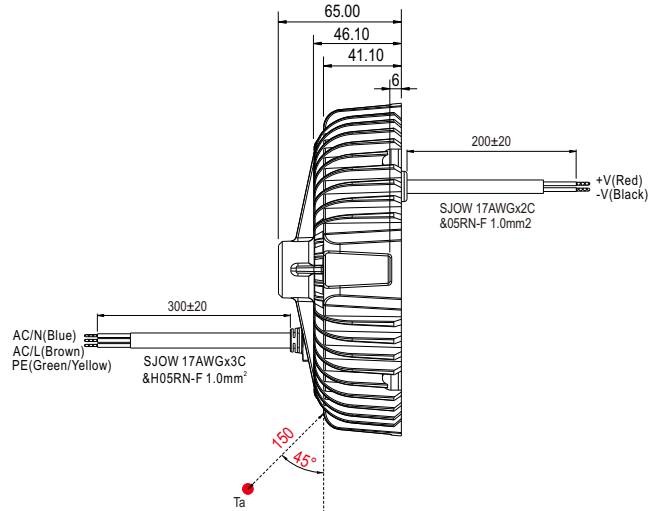
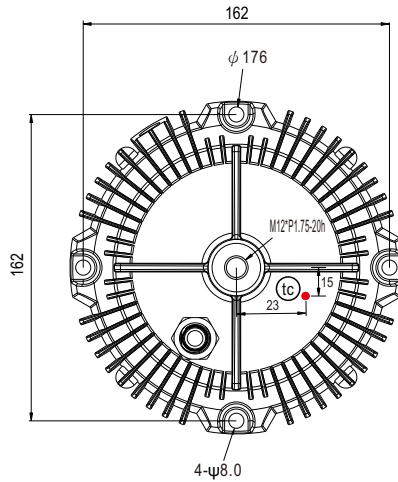
XBG-240 series

MECHANICAL SPECIFICATION

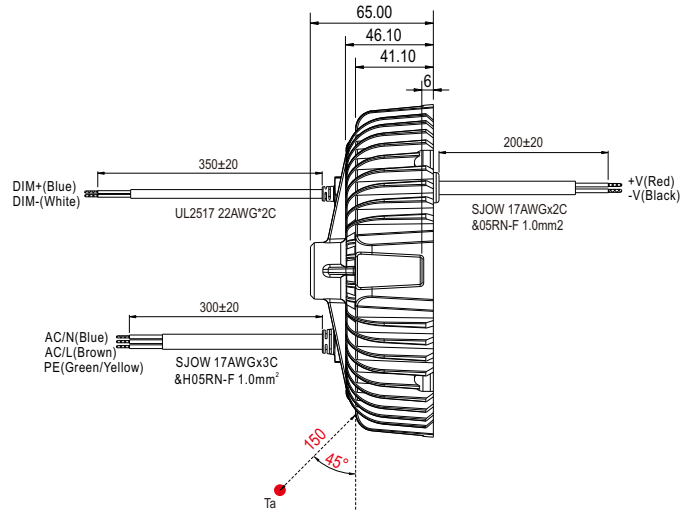
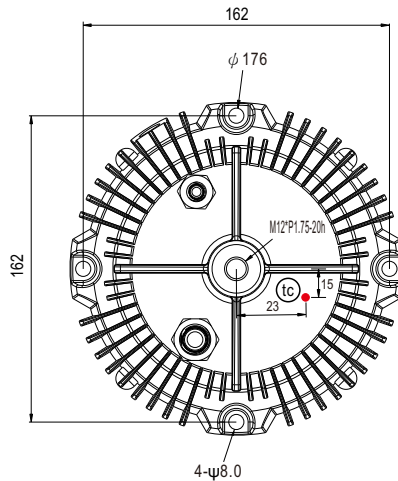
Case No.281

Unit:mm

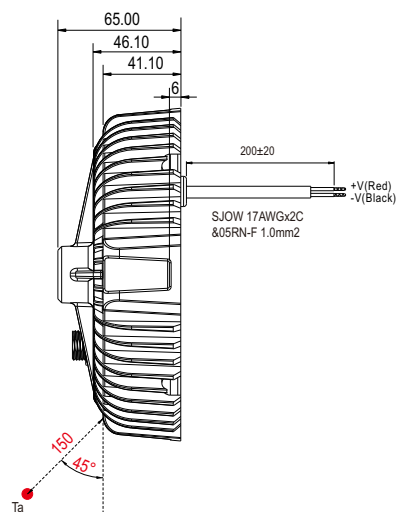
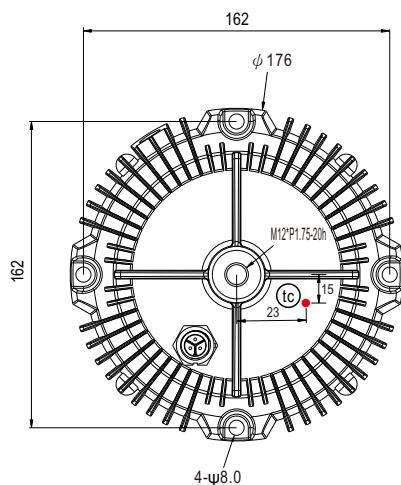
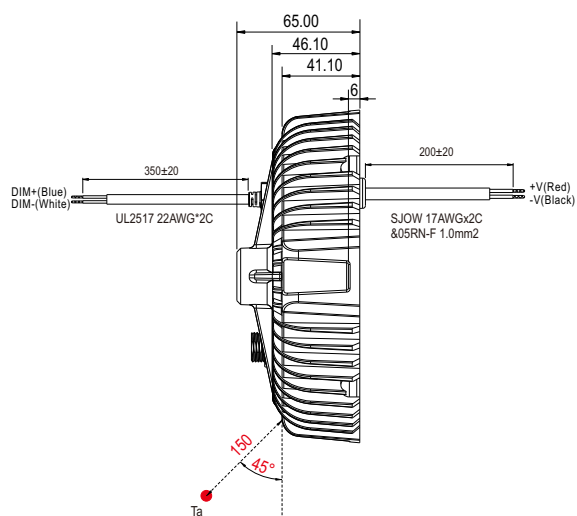
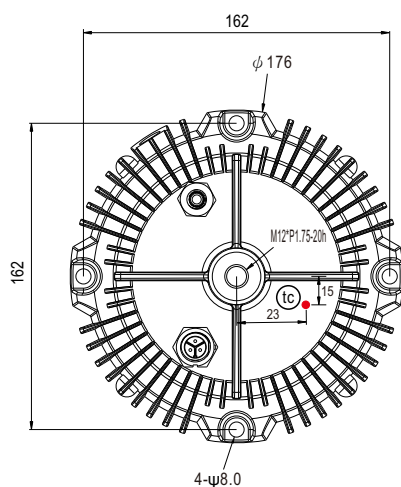
※ A-Type(AC Cable with fixed cable)




※ AB-Type(AC Cable with fixed cable)



- (tc) : Max. Case Temperature.(case temperature measured point)
- Ta: Ambient Temperature measured point

※ A-C-Type(AC cable with connector)

※ AB-C-Type(AC cable with connector)


Terminal Pin No. Assignment(CHOGORI 22003515-01)

Pin No.	Assignment	Drawing
1	AC/L	
2	AC/N	
3	PE	

- (tc) : Max. Case Temperature.(case temperature measured point)
- Ta: Ambient Temperature measured point

AC input cable option

Item	Order part NO.
1M	1FF5XBG-160-IP1
2M	1FF5XBG-160-IP2
3M	1FF5XBG-160-IP3



CHOGORI 22003211-01

■ INSTALLATION MANUAL

Please refer to : <http://www.meanwell.com/manual.html>