


MS-3



MS-3: At a Glance

- Decodes/second: up to 1000
- Read Range: 2 to 10" (51 to 254 mm)
- Wide Scan Angle
- IP54 Enclosure



ESP® Easy Setup Program: Single-point software provides quick and easy setup and configuration of all Omron Microscan readers.



EZ Button: This performs reader setup and configuration with no computer required.

For more information on this product, visit www.microscan.com.

MS-3: Available Codes

Linear

All Standard



Stacked

PDF417



Ultra-Compact Barcode Scanner

The MS-3 laser barcode scanner offers the fastest read performance in embedded compact barcode scanners. The wide scan angle of 70 degrees is coupled with ultra-compact size and flexible mounting.

High-performance and flexibility make the MS-3 the optimal choice for reliable reading in embedded instruments.

Compact & Lightweight

The 1.75" (44.5 mm) square by .85" (21.6 mm) tall scanner weighs only 2 ounces (57 g) for easy mounting onto robotic equipment or into tight spaces.

High Scan Speed

Adjustable scan speed from 300 up to 1,000 decodes per second and Omron Microscan's world-class decode algorithms ensure accurate reading every time.

Wide Scan Angle

The wide scan angle of over 70 degrees and a factory customizable focal point add up to space savings within your system, allowing greater flexibility with positioning.

Visible Indicators

Illuminated LEDs on top of the scanner provide visual confirmation of the scanner performance.

Real-time Controls

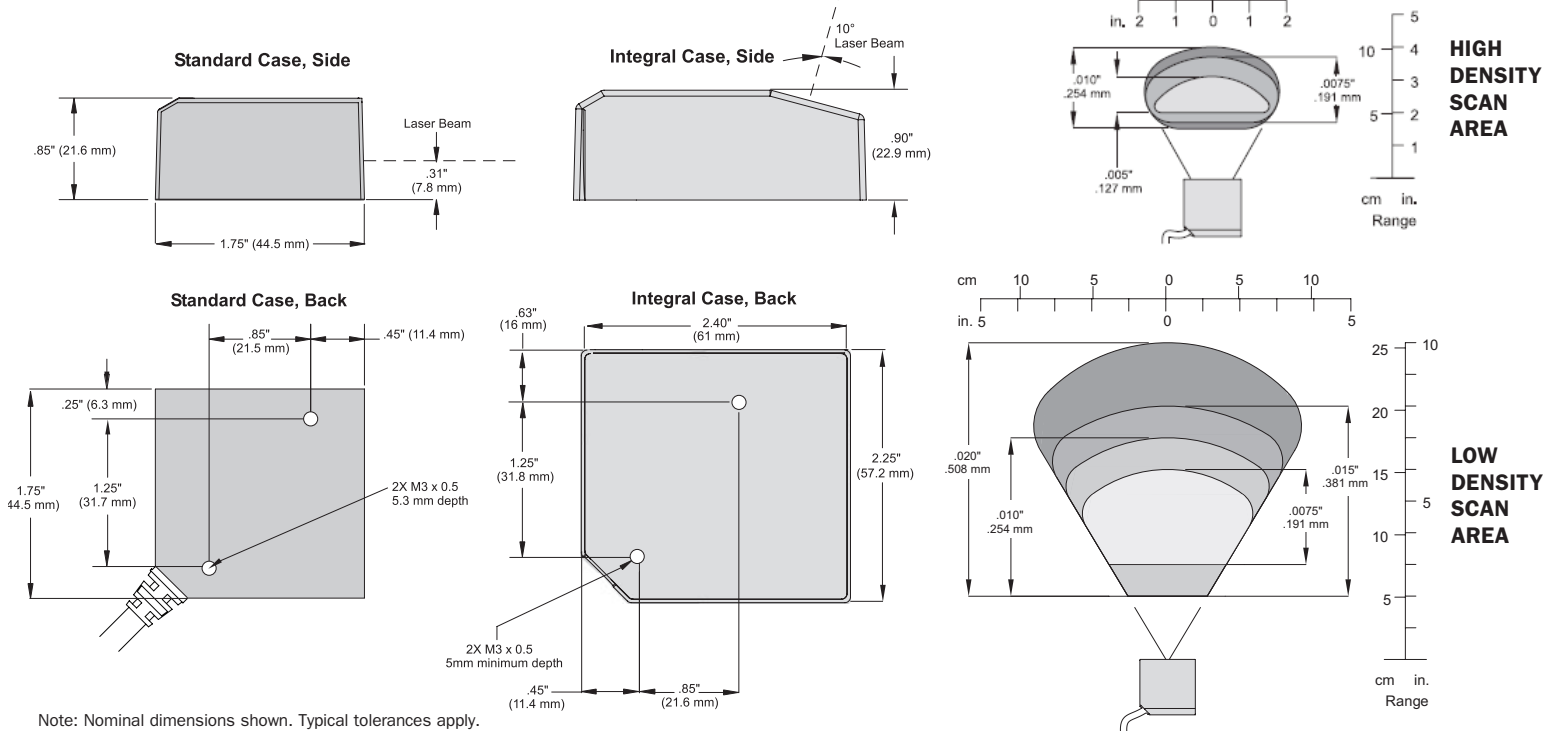
The inputs include a trigger signal, a "new master" input, and a programmable input for resetting counters or releasing outputs. The outputs can be configured to activate upon a variety of conditions including matchcode and diagnostic operations.

Application Examples

- Clinical instruments
- Bank ATMs
- Parking kiosks
- Point-of-sale terminals
- Robotics

OMRON
MICROSCAN

MS-3 BARCODE SCANNER SPECIFICATIONS AND OPTIONS



MECHANICAL

Weight (Standard): 2 oz. (57 g)

Weight (Right Angle): 2.8 oz. (87 g)

ENVIRONMENTAL

Housing: IP54 (category 2)

Operating Temperature: 0° to 50° C (32° to 122°F)

Storage Temperature: -40° to 75° C (-40° to 167°F)

Humidity: Up to 90% (non-condensing)

Operating Life: 40,000 hours at 25° C

CE MARK

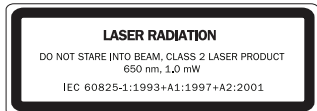
EN 55022:2010/AC:2011 Class B Radiated Emissions

EN 55022:2010/AC:2011 Class B Conducted Emissions

EN 55032:2012 Class B Radiated Emissions

EN 55032:2012 Class B Conducted Emissions

LASER LIGHT



Type: Semiconductor visible laser diode (650 nm nominal)

Safety Class: CDRH Class II, 1.0 mW max.

COMMUNICATION

Interface: RS-232, RS-422/485 (up to 115.2k), Keyboard Wedge, USB

PROTOCOLS

Point-to-Point • Point-to-Point w/RTS/CTS • Point-to-Point w/XON/XOFF • Point-to-Point w/RTS/CTS & XON/XOFF • Polling Mode D • Multidrop • User Defined • User Defined Multidrop • Daisy Chain

SCANNING PARAMETERS

Options: single line, fixed raster

Optional Raster: 7 raster lines over 1.5° arc (or 0.30" raster height at 4.5" [114 mm] distance)

Scan Rate: Adjustable from 300 to 1000 scans/second, default=500

Scan Width Angle: >70°

Pitch: ±50°

Skew: ±40°

Label Contrast: 25% min. @ 650 nm

HOST CONNECTOR/PIN ASSIGNMENTS

High Density 15 Pin D-sub Socket Connector

Pin No.	Host RS232	Host/Aux RS232	Host RS422/485	In/Out
1	Power +5 VDC			In
2	TxD	TxD	TxD(-)	Out
3	RxD	RxD	RxD(-)	In
4	Power/Signal Ground			
5	NC			
6	RTS	Aux TxD	TxD(+)	Out
7	Output 1 TTL ^a			Out
8	Default configuration ^b			In
9	Trigger			In
10	CTS	Aux RxD	RxD (+)	In
11	Output 3 TTL ^a			Out
12	New Master (NPN)			In
13	Chassis ground ^c			
14	Output 2 TTL ^a			Out
15	NC			

a. Can sink 10 mA and source 2 mA.

b. The default is activated by connecting pin 8 to ground pin 4.

c. Chassis ground: Used to connect chassis body to earth ground only. Not to be used as power or signal return.

CONNECTOR

Type: 3 ft. cable terminated with High Density 15-pin D-Sub socket connector

ELECTRICAL

Power: 5 VDC +/- 5 %, 200 mV p-p max. ripple, 260 mA @ 5 VDC (typ.)

DISCRETE I/O

Trigger Input: 3 to 24V rated (1 mA @ 5 VDC)

New Master: 3 to 24V rated (1 mA @ 5 VDC)

Outputs (1, 2, 3): 5V TTL compatible, can sink 10 mA and source 2mA

SYMBOLOGIES

Code 39, Codabar, Code 128, Interleaved 2 of 5, Code 93, UPC/EAN, Pharmacode, PDF417 (option)

INDICATORS

Beeper: Good read, Match/Mismatch, Noread, **On/Off LEDs:** 1 status, 1 power, 5 read performance (representing percentage of good decodes)

READ RANGES

Narrow-bar-width	Read Range
HIGH DENSITY	
.0033" (.084 mm)	Call Omron Microscan.
.005" (.127 mm)	2" to 3.1" (51 to 79 mm)
.0075" (.191 mm)	1.7" to 3.7" (43 to 94 mm)
.010" (.254 mm)	1.5" to 4" (38 to 102 mm)
LOW DENSITY	
.0075" (.191 mm)	3" to 6" (76 to 152 mm)
.010" (.254 mm)	2" to 7" (51 to 178 mm)
.015" (.381 mm)	2" to 8" (51 to 203 mm)
.020" (.508 mm)	2" to 10" (51 to 254 mm)

Note: For Right Angle option, subtract 0.6" (15 mm) from read range. Read ranges are based upon optimal scan speed for specific symbol density.

QMS CERTIFICATION

www.microscan.com/quality

©2018 Omron Microscan Systems, Inc. SP017J-EN-0518

Read Range and other performance data is determined using high-quality Grade-A symbols per ISO/IEC 15415 and ISO/IEC 15416 in a 25° C environment. For application-specific Read Range results, testing should be performed with symbols used in the actual application. Omron Microscan Applications Engineering is available to assist with evaluations. Results may vary depending on symbol quality. Warranty—For current warranty information on this product, please visit www.microscan.com/warranty.

OMRON

MICROSCAN

www.microscan.com