



CMB18-08BPPECOSA00

CMB

CAPACITIVE PROXIMITY SENSORS

SICK
Sensor Intelligence.



Ordering information

Type	part no.
CMB18-08BPPEC0SA00	6080638

Other models and accessories → www.sick.com/CMB

Illustration may differ



Detailed technical data

Features

Housing	Metric
Thread size	M18 x 1
Diameter	Ø 18 mm
Sensing range S_n	0 mm ... 8 mm
Safe sensing range S_a	6.12 mm ¹⁾
Installation type	Flush
Switching frequency	50 Hz
Connection type	Male connector M12, 4-pin
Switching output	PNP
Switching output detail	PNP
Output function	Complementary
Output characteristic	Wire configurable
Electrical wiring	DC 4-wire
Adjustment	
Potentiometer	Sensitivity (11 turns)
Wire/pin	Sensitivity
IO-Link	Sensitivity, sensor parameters and Smart Task functions
Enclosure rating	IP67 IP68 ²⁾ IP69K
Special features	Visual adjustment indicator

¹⁾ For flush mounting in electrically conductive materials $S_a = 0.8 \times S_r$ at temperatures <0 °C and >60 °C.

²⁾ 1 m water depth / 60 min.

Pin 2 configuration	External input, Teach-in, switching signal
Items supplied	Mounting nut, PA12 plastic (2x) Screwdriver for potentiometer adjustment (1 x)

¹⁾ For flush mounting in electrically conductive materials $S_a = 0.8 \times S_r$ at temperatures $< 0^\circ\text{C}$ and $> 60^\circ\text{C}$.

²⁾ 1 m water depth / 60 min.

Mechanics/electronics

Supply voltage	10 V DC ... 36 V DC
Ripple	$\leq 10\%$ ¹⁾
Voltage drop	$\leq 2.5\text{ V DC}$ ²⁾
Current consumption	$\leq 20\text{ mA}$ ³⁾
Time delay before availability	$\leq 300\text{ ms}$
Hysteresis	3 % ... 20 %
Reproducibility	$\leq 5\%$ ⁴⁾ ⁵⁾
Temperature drift (of S_r)	$\pm 10\%$
EMC	EN 61000-4-2 ESD: $> 40\text{ kV CD and AD}$ EN 61000-4-3 Radiated RF: 20 V/m EN 61000-4-4 burst: $\pm 4\text{ kV} / 5\text{ kHz}$ EN 61000-4-5 Surge: Voltage supply $> 2\text{ kV}$ with 500 ohm ; switching output $> 2\text{ kV}$ with 500 ohm EN 61000-4-6 HF: $> 20\text{ V}_{\text{rms}}$ EN 61000-4-8 mains frequency magnetic fields: Permanent $> 60\text{ A/m}$, $75,9\text{ }\mu\text{ tesla}$; briefly $> 600\text{ A/m}$, $759\text{ }\mu\text{ tesla}$
Continuous current I_a	$\leq 200\text{ mA}$
Short-circuit protection	✓
Power-up pulse protection	✓
Shock and vibration resistance	EN 60068-2-27 shock resistance E_a : $30\text{ g } 11\text{ ms}$; 3 shocks in each direction of the 3 coordinate axes IEC 60068-2-31 drop test: 2 times from 1 m , 100 times from 0.5 m EN 60068-2-6 vibration resistance F_c : $10\text{ Hz} \dots 150\text{ Hz}$, $1\text{ mm} / 15\text{ g}$
Ambient operating temperature	$-30^\circ\text{C} \dots +85^\circ\text{C}$ ⁶⁾
Ambient temperature, storage	$-40^\circ\text{C} \dots +85^\circ\text{C}$
Housing material	Plastic, PBT
Housing length	85 mm
Thread length	55 mm
Tightening torque, max.	$\leq 2.6\text{ Nm}$
UL File No.	NRKH.E191603

¹⁾ Of U_b .

²⁾ At I_a max.

³⁾ Without load.

⁴⁾ Of S_r .

⁵⁾ Supply voltage U_B and constant ambient temperature T_a .

⁶⁾ $+120^\circ\text{C}$ short time, at the front of the sensor.

Safety-related parameters

MTTF_D	916 years
DC_{avg}	0%

T_M (mission time)	20 years
-------------------------------------	----------

Communication interface

Communication interface	IO-Link V1.1
Communication Interface detail	COM2 (38,4 kBaud)
Cycle time	> 5 ms
Process data length	4 Byte
Process data structure	Bit 0 = switching signal Q _{L1} Bit 1 = switching signal Q _{L2} Bit 2 = Sensor switching channel Qint1 Bit 3 = Sensor switching channel Qint2 Bit 4 = Contamination alarm for switching channel Qint1 Bit 5 = Contamination alarm for Qint2 Bit 6 = Temperature alarm Bit 7 = Short-circuit Bit 16 ... 31 = Analog value (digit value, not linearized)

Reduction factors

Note	The values are reference values which may vary
Metal	1
Water	1
PVC	Approx. 0.4
Oil	Approx. 0.25
Glass	0.6
Ceramics	0.5
Alcohol	0.7
Wood	0.2 ... 0.7

Installation note

Remark	Associated graphic see "Installation"
B	18 mm
C	18 mm
D	24 mm
F	24 mm

Smart Task

Smart Task name	Base logics
Logic function	Direct AND OR Window Hysteresis
Timer function	Deactivated Switch-on delay Off delay ON and OFF delay Impulse (one shot)
Inverter	Yes
Switching signal	
Switching signal Q _{L1}	Switching output
Switching signal Q _{L2}	Switching output

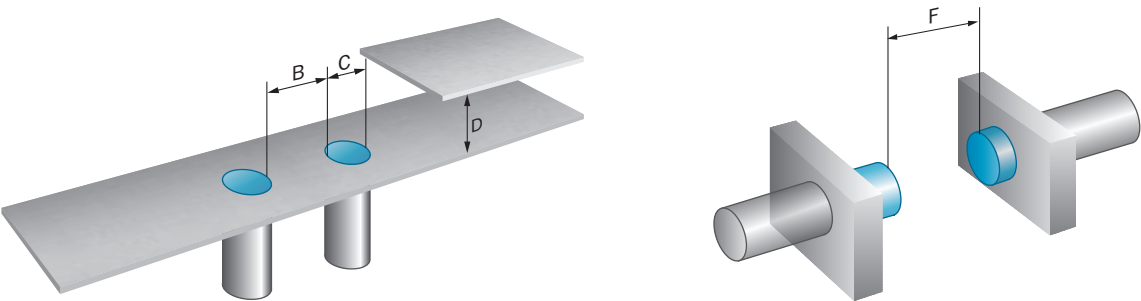
Certificates

EU declaration of conformity	✓
UK declaration of conformity	✓
China-RoHS	✓
ECOLAB certificate	✓
cULus certificate	✓
IO-Link	✓

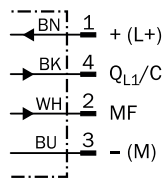
Classifications

ECLASS 5.0	27270102
ECLASS 5.1.4	27270102
ECLASS 6.0	27270102
ECLASS 6.2	27270102
ECLASS 7.0	27270102
ECLASS 8.0	27270102
ECLASS 8.1	27270102
ECLASS 9.0	27270102
ECLASS 10.0	27270102
ECLASS 11.0	27270102
ECLASS 12.0	27274201
ETIM 5.0	EC002715
ETIM 6.0	EC002715
ETIM 7.0	EC002715
ETIM 8.0	EC002715
UNSPSC 16.0901	39122230

Installation note Flush installation

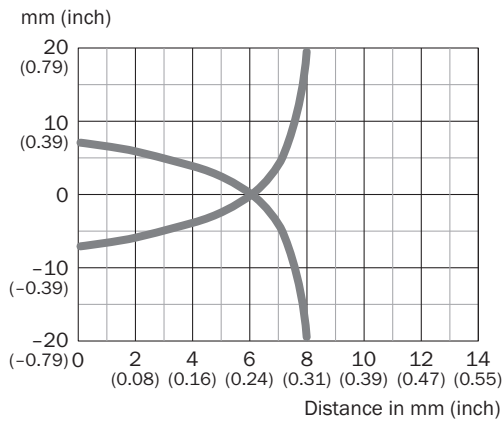


Connection diagram Cd-526

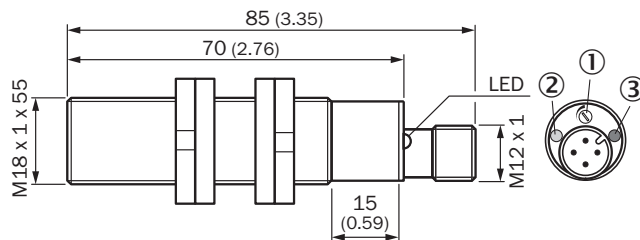


Q_{L1}/C = Switching output,
IO-Link communication
MF = Multifunction

Response diagram CMB18, Flush installation









Dimensional drawing CMB18, flush, connector



Recommended accessories

Other models and accessories → www.sick.com/CMB

	Brief description	Type	part no.
network devices			
 		IOLA2US-01101 (SiLink2 Master)	1061790
		SIG200-0A0412200	1089794
connectors and cables			
	<ul style="list-style-type: none">• Connection type head A: Male connector, M12, 4-pin, straight, A-coded• Description: Unshielded• Connection systems: Screw-type terminals• Permitted cross-section: ≤ 0.75 mm²	STE-1204-G	6009932
	<ul style="list-style-type: none">• Connection type head A: Female connector, M12, 4-pin, straight, A-coded• Connection type head B: Flying leads• Signal type: Sensor/actuator cable• Cable: 5 m, 4-wire, PVC• Description: Sensor/actuator cable, unshielded• Application: Zones with chemicals, Uncontaminated zones	YF2A14-050VB3XLEAX	2096235
Mounting systems			
	<ul style="list-style-type: none">• Description: Mounting bracket for M18 sensors• Material: Steel• Details: Steel, zinc coated• Items supplied: Without mounting hardware• Suitable for: GR18, V180-2, V18, W15, Z1, Z2	BEF-WN-M18	5308446
	<ul style="list-style-type: none">• Description: Mounting plate for M18 sensors• Material: Steel• Details: Steel, zinc coated• Items supplied: Without mounting hardware• Suitable for: GR18, V180-2, V18, W15, Z1, Z2	BEF-WG-M18	5321870

SICK AT A GLANCE

SICK is one of the leading manufacturers of intelligent sensors and sensor solutions for industrial applications. A unique range of products and services creates the perfect basis for controlling processes securely and efficiently, protecting individuals from accidents and preventing damage to the environment.

We have extensive experience in a wide range of industries and understand their processes and requirements. With intelligent sensors, we can deliver exactly what our customers need. In application centers in Europe, Asia and North America, system solutions are tested and optimized in accordance with customer specifications. All this makes us a reliable supplier and development partner.

Comprehensive services complete our offering: SICK LifeTime Services provide support throughout the machine life cycle and ensure safety and productivity.

For us, that is “Sensor Intelligence.”

WORLDWIDE PRESENCE:

Contacts and other locations –www.sick.com