

# DBS60E-B5AQC1024

DBS60

INCREMENTAL ENCODERS

**SICK**  
Sensor Intelligence.




Illustration may differ



### Ordering information

Type	part no.
DBS60E-B5AQC1024	1121624

Other models and accessories → [www.sick.com/DBS60](http://www.sick.com/DBS60)

### Detailed technical data

#### Safety-related parameters

<b>MTTF<sub>D</sub> (mean time to dangerous failure)</b>	500 years (EN ISO 13849-1) <sup>1)</sup>
--	--

<sup>1)</sup> This product is a standard product and does not constitute a safety component as defined in the Machinery Directive. Calculation based on nominal load of components, average ambient temperature 40 °C, frequency of use 8760 h/a. All electronic failures are considered hazardous. For more information, see document no. 8015532.

#### Performance

<b>Pulses per revolution</b>	1,024
<b>Measuring step</b>	≤ 90°, electric/pulses per revolution
<b>Measuring step deviation</b>	± 18° / pulses per revolution
<b>Error limits</b>	Measuring step deviation x 3
<b>Duty cycle</b>	≤ 0.5 ± 5 %

#### Interfaces

<b>Communication interface</b>	Incremental
<b>Communication Interface detail</b>	TTL / RS-422
<b>Number of signal channels</b>	6-channel
<b>Initialization time</b>	< 5 ms <sup>1)</sup>
<b>Output frequency</b>	+ 300 kHz <sup>2)</sup>
<b>Load current</b>	≤ 30 mA, per channel
<b>Operating current</b>	≤ 50 mA (without load)

<sup>1)</sup> Valid signals can be read once this time has elapsed.

<sup>2)</sup> Up to 450 kHz on request.

#### Electronics

<b>Connection type</b>	Cable, 8-wire, with male connector, M23, 12-pin, universal, 0.5 m <sup>1)</sup> <sup>2)</sup>
<b>Supply voltage</b>	4.5 ... 5.5 V

<sup>1)</sup> The universal cable connection is positioned so that it is possible to lay it without bends in a radial or axial direction.

<sup>2)</sup> M23 male connector for central mounting.

<sup>3)</sup> Short-circuit opposite to another channel or GND permissible for max. 60 s. No protection signal against U<sub>S</sub>.

<b>Reference signal, number</b>	1
<b>Reference signal, position</b>	90 °, electric, logically gated with A and B
<b>Reverse polarity protection</b>	✓
<b>Short-circuit protection of the outputs</b>	✓ <sup>3)</sup>

<sup>1)</sup> The universal cable connection is positioned so that it is possible to lay it without bends in a radial or axial direction.

<sup>2)</sup> M23 male connector for central mounting.

<sup>3)</sup> Short-circuit opposite to another channel or GND permissible for max. 60 s. No protection signal against U<sub>S</sub>.

## Mechanics

<b>Mechanical design</b>	Blind hollow shaft
<b>Shaft diameter</b>	12 mmFront clamp
<b>Flange type / stator coupling</b>	Axial and radial register pin mounting, for 4 mm register pin
<b>Weight</b>	+ 0.25 kg <sup>1)</sup>
<b>Shaft material</b>	Stainless steel with plastic shaft
<b>Flange material</b>	Aluminum
<b>Housing material</b>	Aluminum
<b>Material, cable</b>	PVC
<b>Start up torque</b>	+ 0.5 Ncm (+20 °C)
<b>Operating torque</b>	0.4 Ncm (+20 °C)
<b>Permissible movement static</b>	± 0.3 mm (radial) ± 0.5 mm (axial) <sup>2)</sup>
<b>Permissible movement dynamic</b>	± 0.1 mm (radial) ± 0.2 mm (axial) <sup>2)</sup>
<b>Operating speed</b>	6,000 min <sup>-1</sup> <sup>3)</sup>
<b>Maximum operating speed</b>	9,000 min <sup>-1</sup> <sup>4)</sup>
<b>Moment of inertia of the rotor</b>	50 gcm <sup>2</sup>
<b>Bearing lifetime</b>	3.6 x 10 <sup>9</sup> revolutions
<b>Angular acceleration</b>	≤ 200,000 rad/s <sup>2</sup>

<sup>1)</sup> Based on encoder with male connector or cable with male connector.

<sup>2)</sup> Not applicable for stator coupling type C and K.

<sup>3)</sup> Allow for self-heating of 2.6 K per 1,000 rpm when designing the operating temperature range.

<sup>4)</sup> Maximum speed which does not cause mechanical damage to the encoder. Impact on the service life and signal quality is possible. Please note the maximum output frequency.

## Ambient data

<b>EMC</b>	According to EN 61000-6-2 and EN 61000-6-3
<b>Enclosure rating</b>	IP67, housing side (IEC 60529) <sup>1)</sup> IP65, shaft side (IEC 60529)
<b>Permissible relative humidity</b>	90 % (Condensation not permitted)
<b>Operating temperature range</b>	-20 °C ... +85 °C <sup>2)</sup>
<b>Storage temperature range</b>	-40 °C ... +100 °C, without package
<b>Resistance to shocks</b>	200 g, 3 ms (EN 60068-2-27)

<sup>1)</sup> With mating connector fitted.

<sup>2)</sup> These values relate to all mechanical versions including recommended accessories unless otherwise noted.

<b>Resistance to vibration</b>	30 g, 10 Hz ... 2,000 Hz (EN 60068-2-6)
--------------------------------	---

<sup>1)</sup> With mating connector fitted.

<sup>2)</sup> These values relate to all mechanical versions including recommended accessories unless otherwise noted.

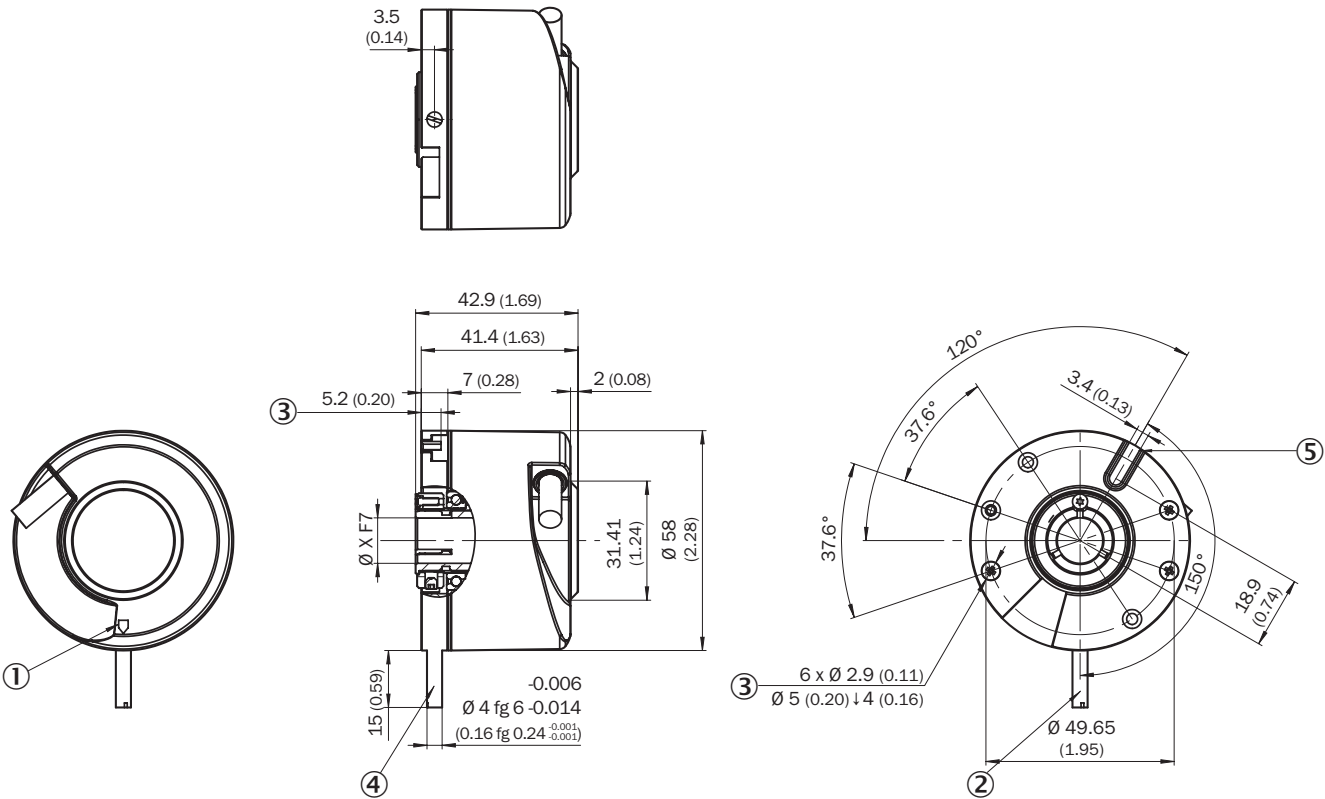
### Certificates

<b>EU declaration of conformity</b>	✓
<b>UK declaration of conformity</b>	✓
<b>ACMA declaration of conformity</b>	✓
<b>China-RoHS</b>	✓
<b>cRUus certificate</b>	✓
<b>Information according to Art. 3 of Data Act (Regulation EU 2023/2854)</b>	✓

### Classifications

<b>ECLASS 5.0</b>	27270501
<b>ECLASS 5.1.4</b>	27270501
<b>ECLASS 6.0</b>	27270590
<b>ECLASS 6.2</b>	27270590
<b>ECLASS 7.0</b>	27270501
<b>ECLASS 8.0</b>	27270501
<b>ECLASS 8.1</b>	27270501
<b>ECLASS 9.0</b>	27270501
<b>ECLASS 10.0</b>	27270501
<b>ECLASS 11.0</b>	27270501
<b>ECLASS 12.0</b>	27270501
<b>ETIM 5.0</b>	EC001486
<b>ETIM 6.0</b>	EC001486
<b>ETIM 7.0</b>	EC001486
<b>ETIM 8.0</b>	EC001486
<b>UNSPSC 16.0901</b>	41112113

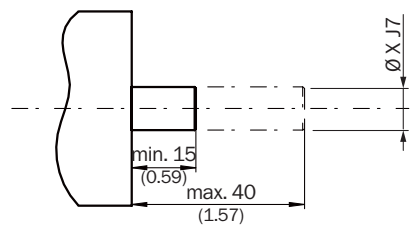
Dimensional drawing



Dimensions in mm (inch)  
XF7 values see shaft diameter table for blind hollow shaft  
① Zero pulse mark on housing  
② register pin is the zero pulse mark  
③ depth  
④ register pin can be removed  
⑤ rubber insert, material: NBR

TypeBlind hollow shaft	Shaft diameter XF7
DBS60x-BAxxxxxxxDBS60x-B1xxxxxxx	6 mm
DBS60x-BBxxxxxxxDBS60x-B2xxxxxxx	8 mm
DBS60x-BCxxxxxxxDBS60x-B3xxxxxxx	3/8"
DBS60x-BDxxxxxxxDBS60x-B4xxxxxxx	10 mm
DBS60x-BExxxxxxxxDBS60x-B5xxxxxxx	12 mm
DBS60x-BFxxxxxxxDBS60x-B6xxxxxxx	1/2"
DBS60x-BGxxxxxxxDBS60x-B7xxxxxxx	14 mm
DBS60x-BHxxxxxxxDBS60x-B8xxxxxxx	15 mm
DBS60x-BJxxxxxxx	5/8"

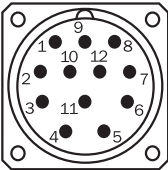
Attachment specifications Blind hollow shaft



customer side

TypeBlind hollow shaft	Shaft diameter xJ7
DBS60x-BAxxxxxxxDBS60x-B1xxxxxxx	6 mm
DBS60x-BBxxxxxxxDBS60x-B2xxxxxxx	8 mm
DBS60x-BCxxxxxxxDBS60x-B3xxxxxxx	3/8"
DBS60x-BDxxxxxxxDBS60x-B4xxxxxxx	10 mm
DBS60x-BExxxxxxxDBS60x-B5xxxxxxx	12 mm
DBS60x-BFxxxxxxxDBS60x-B6xxxxxxx	1/2"
DBS60x-BGxxxxxxxDBS60x-B7xxxxxxx	14 mm
DBS60x-BHxxxxxxxDBS60x-B8xxxxxxx	15 mm
DBS60x-BJxxxxxxx	5/8"

PIN assignment

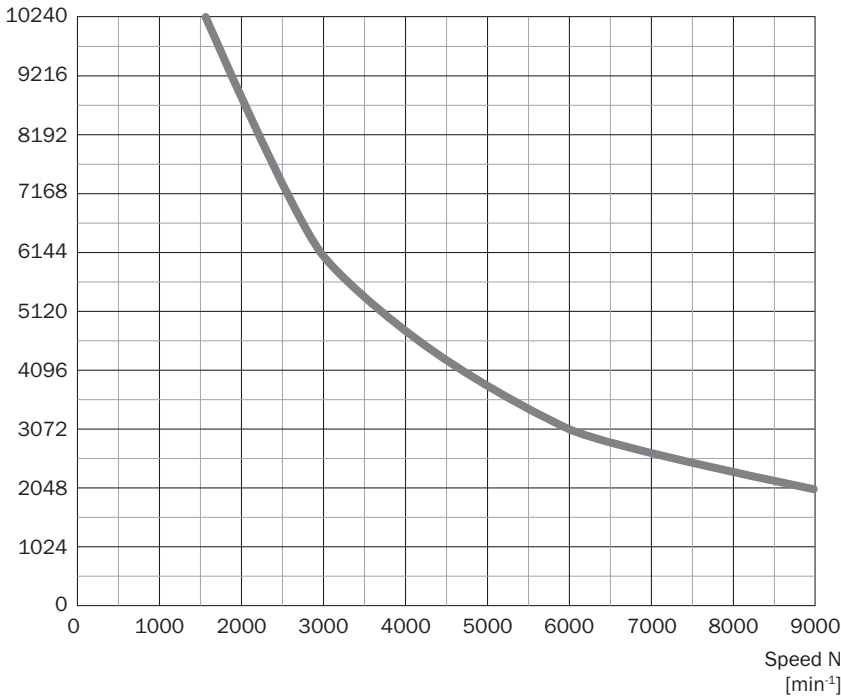


view of M23 male device connector on cable / housing

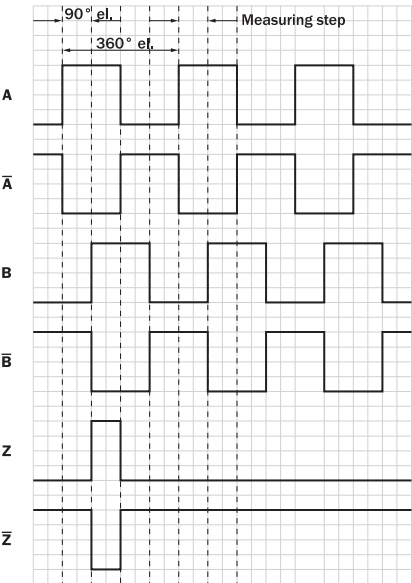
Wire colors (cable connection)	Male connector M12, 8-pin	Male connector M23, 12-pin	TTL/HTL 6-channel signal	Explanation
Brown	1	6	A-	Signal wire
White	2	5	A	Signal wire
Black	3	1	B-	Signal wire
Pink	4	8	B	Signal wire
Yellow	5	4	Z-	Signal wire
Purple	6	3	Z	Signal wire
Blue	7	10	GND	Ground connection
Red	8	12	+U <sub>s</sub>	Supply voltage
-	-	9	Not assigned	Not assigned
-	-	2	Not assigned	Not assigned
-	-	11	Not assigned	Not assigned
-	-	7	Not assigned	Not assigned
Screen	Screen	Screen	Screen	Screen connected to encoder housing

Diagrams

Pulses per revolution



Diagrams Signal outputs for electrical interfaces TTL and HTL



Cw with view on the encoder shaft in direction "A", compare dimensional drawing.

Supply voltage	Output
4,5 V ... 5,5 V	TTL
10 V ... 30 V	TTL
10 V ... 27 V	HTL


Supply voltage	Output
4,5 V ... 30 V	TTL/HTL universal
4,5 V ... 30 V	TTL



Recommended accessories

Other models and accessories → [www.sick.com/DBS60](http://www.sick.com/DBS60)

	Brief description	Type	part no.
connectors and cables			
	<ul style="list-style-type: none"><li>• <b>Connection type head A:</b> Flying leads</li><li>• <b>Connection type head B:</b> Flying leads</li><li>• <b>Signal type:</b> SSI, Incremental, HIPERFACE®</li><li>• <b>Items supplied:</b> By the meter</li><li>• <b>Cable:</b> 8-wire, PUR, halogen-free</li><li>• <b>Description:</b> SSI, shielded, Incremental, HIPERFACE®</li></ul>	LTG-2308-MWENC	6027529
	<ul style="list-style-type: none"><li>• <b>Connection type head A:</b> Flying leads</li><li>• <b>Connection type head B:</b> Flying leads</li><li>• <b>Signal type:</b> SSI, Incremental</li><li>• <b>Items supplied:</b> By the meter</li><li>• <b>Cable:</b> 11-wire, PUR</li><li>• <b>Description:</b> SSI, shielded, Incremental</li></ul>	LTG-2411-MW	6027530
	<ul style="list-style-type: none"><li>• <b>Connection type head A:</b> Flying leads</li><li>• <b>Connection type head B:</b> Flying leads</li><li>• <b>Signal type:</b> SSI, Incremental</li><li>• <b>Items supplied:</b> By the meter</li><li>• <b>Cable:</b> 12-wire, PUR, halogen-free</li><li>• <b>Description:</b> SSI, shielded, Incremental</li></ul>	LTG-2512-MW	6027531
	<ul style="list-style-type: none"><li>• <b>Connection type head A:</b> Flying leads</li><li>• <b>Connection type head B:</b> Flying leads</li><li>• <b>Signal type:</b> SSI, TTL, HTL, Incremental</li><li>• <b>Items supplied:</b> By the meter</li><li>• <b>Cable:</b> 12-wire, UV and saltwater-resistant, PUR, halogen-free</li><li>• <b>Description:</b> SSI, shielded, TTL, HTL, Incremental</li></ul>	LTG-2612-MW	6028516
	<ul style="list-style-type: none"><li>• <b>Connection type head A:</b> Female connector, M23, 12-pin, straight</li><li>• <b>Connection type head B:</b> Flying leads</li><li>• <b>Signal type:</b> Incremental</li><li>• <b>Cable:</b> 30 m, 11-wire, PUR</li><li>• <b>Description:</b> Incremental, shielded</li></ul>	DOL-2312-G30MLA3	2030702
	<ul style="list-style-type: none"><li>• <b>Connection type head A:</b> Female connector, M23, 12-pin, straight</li><li>• <b>Connection type head B:</b> Flying leads</li><li>• <b>Signal type:</b> Incremental</li><li>• <b>Cable:</b> 25 m, 11-wire, PUR</li><li>• <b>Description:</b> Incremental, shielded</li></ul>	DOL-2312-G25MLA3	2030699
	<ul style="list-style-type: none"><li>• <b>Connection type head A:</b> Female connector, M23, 12-pin, straight</li><li>• <b>Connection type head B:</b> Flying leads</li><li>• <b>Signal type:</b> Incremental</li><li>• <b>Cable:</b> 20 m, 11-wire, PUR</li><li>• <b>Description:</b> Incremental, shielded</li></ul>	DOL-2312-G20MLA3	2030695
	<ul style="list-style-type: none"><li>• <b>Connection type head A:</b> Female connector, M23, 12-pin, straight</li><li>• <b>Connection type head B:</b> Flying leads</li><li>• <b>Signal type:</b> Incremental</li><li>• <b>Cable:</b> 15 m, 11-wire, PUR</li><li>• <b>Description:</b> Incremental, shielded</li></ul>	DOL-2312-G15MLA3	2030692
	<ul style="list-style-type: none"><li>• <b>Connection type head A:</b> Female connector, M23, 12-pin, straight</li><li>• <b>Connection type head B:</b> Flying leads</li><li>• <b>Signal type:</b> Incremental</li><li>• <b>Cable:</b> 10 m, 11-wire, PUR</li><li>• <b>Description:</b> Incremental, shielded</li></ul>	DOL-2312-G10MLA3	2030688
	<ul style="list-style-type: none"><li>• <b>Connection type head A:</b> Female connector, M23, 12-pin, straight</li><li>• <b>Connection type head B:</b> Flying leads</li><li>• <b>Signal type:</b> Incremental</li><li>• <b>Cable:</b> 7 m, 11-wire, PUR</li><li>• <b>Description:</b> Incremental, shielded</li></ul>	DOL-2312-G07MLA3	2030685
	<ul style="list-style-type: none"><li>• <b>Connection type head A:</b> Female connector, M23, 12-pin, straight</li><li>• <b>Connection type head B:</b> Flying leads</li><li>• <b>Signal type:</b> Incremental</li><li>• <b>Cable:</b> 2 m, 11-wire, PUR</li><li>• <b>Description:</b> Incremental, shielded</li></ul>	DOL-2312-G02MLA3	2030682
	<ul style="list-style-type: none"><li>• <b>Connection type head A:</b> Female connector, M23, 12-pin, angled, A-coded</li><li>• <b>Signal type:</b> HIPERFACE®, SSI, Incremental</li><li>• <b>Description:</b> HIPERFACE®, shieldedSSIIncremental</li></ul>	DOS-2312-W01	2072580

	Brief description	Type	part no.
	<ul style="list-style-type: none"><li>• <b>Connection systems:</b> Solder connection</li></ul>	DOS-2312-G02	2077057
	<ul style="list-style-type: none"><li>• <b>Connection type head A:</b> Female connector, M23, 12-pin, straight, A-coded</li><li>• <b>Signal type:</b> HIPERFACE<sup>®</sup>, SSI, Incremental</li><li>• <b>Description:</b> HIPERFACE<sup>®</sup>, shieldedSSIIncremental</li><li>• <b>Connection systems:</b> Solder connection</li></ul>		

## SICK AT A GLANCE

SICK is one of the leading manufacturers of intelligent sensors and sensor solutions for industrial applications. A unique range of products and services creates the perfect basis for controlling processes securely and efficiently, protecting individuals from accidents and preventing damage to the environment.

We have extensive experience in a wide range of industries and understand their processes and requirements. With intelligent sensors, we can deliver exactly what our customers need. In application centers in Europe, Asia and North America, system solutions are tested and optimized in accordance with customer specifications. All this makes us a reliable supplier and development partner.

Comprehensive services complete our offering: SICK LifeTime Services provide support throughout the machine life cycle and ensure safety and productivity.

For us, that is “Sensor Intelligence.”

## WORLDWIDE PRESENCE:

Contacts and other locations –[www.sick.com](http://www.sick.com)