



# DT1000-S11112

Dx1000

**TIME-OF-FLIGHT SENSORS**

**SICK**  
Sensor Intelligence.



## Ordering information

Type	part no.
DT1000-S11112	1097425

Other models and accessories → [www.sick.com/Dx1000](http://www.sick.com/Dx1000)



## Detailed technical data

## Features

<b>Measurement principle</b>	HDDM <sup>+</sup>
<b>Measuring range</b>	0.2 m ... 155 m, 6% remission factor <sup>1) 2) 3)</sup> 0.2 m ... 460 m, 90% remission factor <sup>1) 2) 3)</sup>
<b>Target</b>	Natural objects
<b>Resolution</b>	0.001 mm ... 100 mm, adjustable <sup>4)</sup>
<b>Repeatability</b>	≥ 1 mm, See repeatability characteristic lines <sup>1) 5) 6) 7)</sup>
<b>Measurement accuracy</b>	Typ. ± 15 mm <sup>8) 9)</sup>
<b>Response time</b>	3 ms ... 384 ms <sup>7)</sup>
<b>Measurement cycle time</b>	1 ms 4 ms 16 ms 64 ms 128 ms
<b>Output time</b>	≥ 1 ms <sup>10)</sup>
<b>Light source</b>	Infrared light (905 nm, measuring laser) Visible red light (650 nm, Adjustment aid)

<sup>1)</sup> With max. ambient light 100 kLux sunlight.

<sup>2)</sup> See measuring range diagram.

<sup>3)</sup> Dependent on remission and measuring cycle time.

<sup>4)</sup> Data interface resolution.

<sup>5)</sup> Statistical error 1  $\sigma$ , environmental conditions constant, min. warm-up time > about 15 min.

<sup>6)</sup> 6% ... 90% remission factor.

<sup>7)</sup> Dependent on selected filter settings and measuring cycle time.

<sup>8)</sup> See measurement accuracy diagram.

<sup>9)</sup> At T = +23 °C and after warm-up time > about 15 min.

<sup>10)</sup> Depending on interface used.

<sup>11)</sup> See light spot size diagram.

<sup>12)</sup> For object temperatures > +1,200 °C, the use of the additional filter is required for high-temperature applications. The additional filter reduces the measuring range limit by approx. 25%.

<sup>13)</sup> Measuring laser.

<b>Laser class</b>	1, even with simultaneous operation of measurement and alignment laser (IEC 60825-1:2014, EN 60825-1:2014)
<b>Typ. light spot size (distance)</b>	5 mm x 20 mm (at 1 m) <sup>11)</sup> 20 mm x 20 mm (at 5 m) <sup>11)</sup> 35 mm x 25 mm (at 10 m) <sup>11)</sup> 150 mm x 50 mm (at 50 m) <sup>11)</sup> 290 mm x 80 mm (at 100 m) <sup>11)</sup> 570 mm x 140 mm (at 200 m) <sup>11)</sup>
<b>Filter</b>	Rain and snow filter Fog filter Moving average distance value Kalman filter Moving average speed value
<b>Max. object temperature</b>	+1,400 °C <sup>12)</sup>
<b>Additional function</b>	Selection of relevant distance and signal level range Selection of first or last echo in selected distance and signal level range
<b>Average laser service life (at 25 °C)</b>	100,000 h <sup>13)</sup>
<b>Max. movement speed</b>	128 m/s
<b>Safety-related parameters</b>	
MTTF <sub>D</sub>	101 years
DC <sub>avg</sub>	0%

<sup>1)</sup> With max. ambient light 100 kLux sunlight.

<sup>2)</sup> See measuring range diagram.

<sup>3)</sup> Dependent on remission and measuring cycle time.

<sup>4)</sup> Data interface resolution.

<sup>5)</sup> Statistical error 1  $\sigma$ , environmental conditions constant, min. warm-up time > about 15 min.

<sup>6)</sup> 6% ... 90% remission factor.

<sup>7)</sup> Dependent on selected filter settings and measuring cycle time.

<sup>8)</sup> See measurement accuracy diagram.

<sup>9)</sup> At T = +23 °C and after warm-up time > about 15 min.

<sup>10)</sup> Depending on interface used.

<sup>11)</sup> See light spot size diagram.

<sup>12)</sup> For object temperatures > +1,200 °C, the use of the additional filter is required for high-temperature applications. The additional filter reduces the measuring range limit by approx. 25%.

<sup>13)</sup> Measuring laser.

## Interfaces

<b>Ethernet</b>	✓ , TCP/IP
Function	Parameterization, output of measurement data
Data transmission rate	10/100 MBit/s
<b>Serial</b>	✓ , RS-422
Remark	Switchable to SSI
<b>SSI</b>	✓
Remark	Switchable to RS-422
Function	Output of measurement data
<b>PROFINET</b>	✓
Function	Parameterization, output of measurement data

<sup>1)</sup> Short-circuit protected, switching voltage U<sub>V</sub> - 4 V.

<sup>2)</sup> Internal pull-down switching, switching voltage HIGH: min. 13 V ... max. supply voltage, switching voltage LOW: max. 5 V.

<sup>3)</sup> Max. load = (U<sub>V</sub> - 7 V) / 21.5 mA.

<b>Network load class</b>	III
<b>Inputs/outputs</b>	
In1/Q1	Digital input, digital output (Switchable)
QA/Q2	Analog output, digital output (Switchable)
<b>Digital input</b>	Internal pull-down circuit HIGH switching voltage: min. 13 V ... max. supply voltage LOW switching voltage: max. 5 V switching functions: deactivate measuring laser, activate alignment laser, preset
<b>Digital output</b>	
Number	0 ... 2 <sup>1) 2)</sup>
Type	Push-pull: PNP/NPN
Maximum output current I <sub>A</sub>	≤ 100 mA
<b>Analog output</b>	
Number	1
Type	Current output
Current	4 mA ... 20 mA <sup>3)</sup>
Resolution	16 bit

<sup>1)</sup> Short-circuit protected, switching voltage U<sub>V</sub> - 4 V.

<sup>2)</sup> Internal pull-down switching, switching voltage HIGH: min. 13 V ... max. supply voltage, switching voltage LOW: max. 5 V.

<sup>3)</sup> Max. load = (U<sub>V</sub> - 7 V) / 21.5 mA.

## Electronics

<b>Supply voltage U<sub>B</sub></b>	DC 18 V ... 30 V, reverse polarity protected
<b>Power consumption</b>	≤ 22 W, With heating switched off <sup>1)</sup> ≤ 35 W, With heating switched on <sup>1)</sup>
<b>Ripple</b>	≤ 5 V <sub>pp</sub> <sup>2)</sup>
<b>Initialization time</b>	> 30 s
<b>Indication</b>	Graphical, resistive touch display, status LEDs
<b>Enclosure rating</b>	IP65 <sup>3)</sup> IP67 <sup>3)</sup>
<b>Protection class</b>	III (EN 61140)

<sup>1)</sup> With external load.

<sup>2)</sup> May not fall short of or exceed V<sub>S</sub> tolerances.

<sup>3)</sup> When plugged in with a suitable mating connector.

## Mechanics

<b>Dimensions (W x H x D)</b>	84 mm x 104.4 mm x 140.5 mm
<b>Housing material</b>	Metal (Aluminum alloy (AlSi12))
<b>Window material</b>	Glass
<b>Weight</b>	1,000 g
<b>Connection type</b>	Round connector M12 x 1

## Ambient data

<b>Ambient temperature, operation</b>	-40 °C ... +55 °C <sup>1)</sup> -40 °C ... +95 °C, operation with cooling case
---------------------------------------	---

<sup>1)</sup> At a temperature of -40 °C, a warm-up time of typ. 20 minutes is required (when supply voltage V<sub>S</sub> = 24 V).

<b>Ambient temperature, storage</b>	-40 °C ... +75 °C
<b>Max. rel. humidity (not condensing)</b>	≤ 95 %
<b>Effect of air pressure</b>	0.3 ppm/hPa
<b>Effect of air temperature</b>	-1 ppm/K
<b>Temperature drift</b>	Typ. 0.25 mm/K
<b>Typ. Ambient light immunity</b>	≤ 100,000 lx
<b>Mechanical load</b>	Shock: 30 g / 6 ms according to DIN EN 60068-2-27 (Ea), 6 axes Continuous shock: 25 g / 6 ms according to DIN EN 60068-2-27 (fatigue), 500 shocks, 6 axes

<sup>1)</sup> At a temperature of -40 °C, a warm-up time of typ. 20 minutes is required (when supply voltage  $V_s = 24$  V).

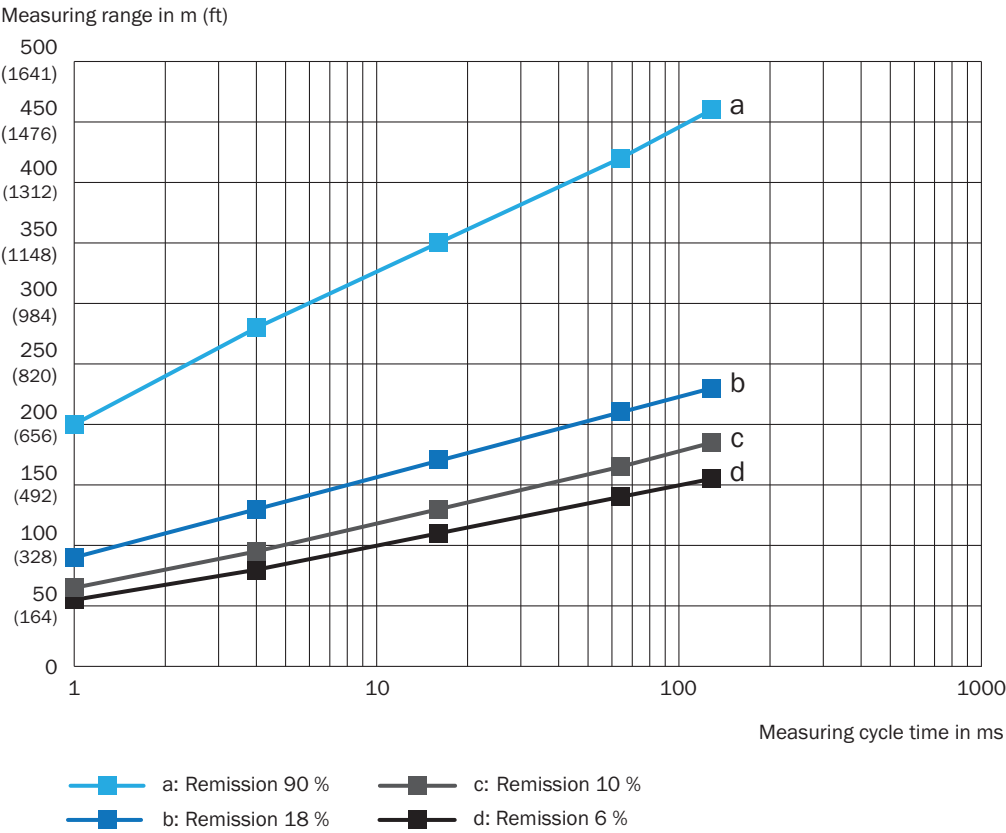
## Certificates

<b>EU declaration of conformity</b>	✓
<b>UK declaration of conformity</b>	✓
<b>ACMA declaration of conformity</b>	✓
<b>Moroccan declaration of conformity</b>	✓
<b>China-RoHS</b>	✓
<b>cULus certificate</b>	✓

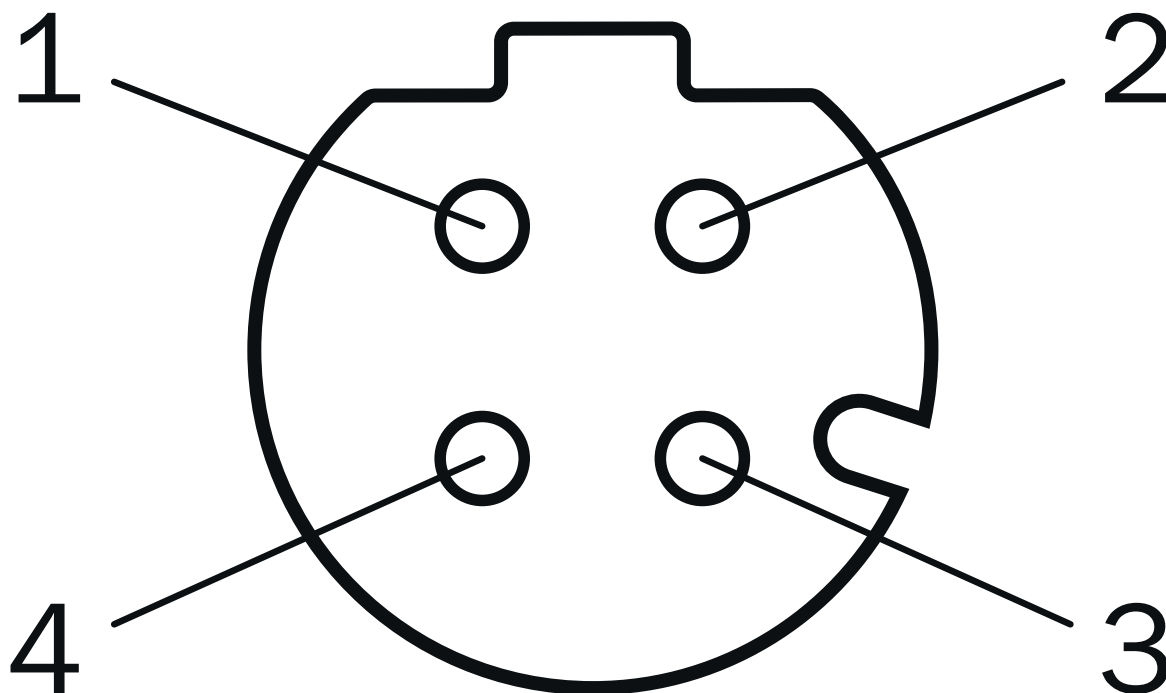
## Classifications

<b>ECLASS 5.0</b>	27270801
<b>ECLASS 5.1.4</b>	27270801
<b>ECLASS 6.0</b>	27270801
<b>ECLASS 6.2</b>	27270801
<b>ECLASS 7.0</b>	27270801
<b>ECLASS 8.0</b>	27270801
<b>ECLASS 8.1</b>	27270801
<b>ECLASS 9.0</b>	27270801
<b>ECLASS 10.0</b>	27270801
<b>ECLASS 11.0</b>	27270801
<b>ECLASS 12.0</b>	27270916
<b>ETIM 5.0</b>	EC001825
<b>ETIM 6.0</b>	EC001825
<b>ETIM 7.0</b>	EC001825
<b>ETIM 8.0</b>	EC001825
<b>UNSPSC 16.0901</b>	41111613

Working range diagram DT1000 measuring range based on measurement cycle time and object remission



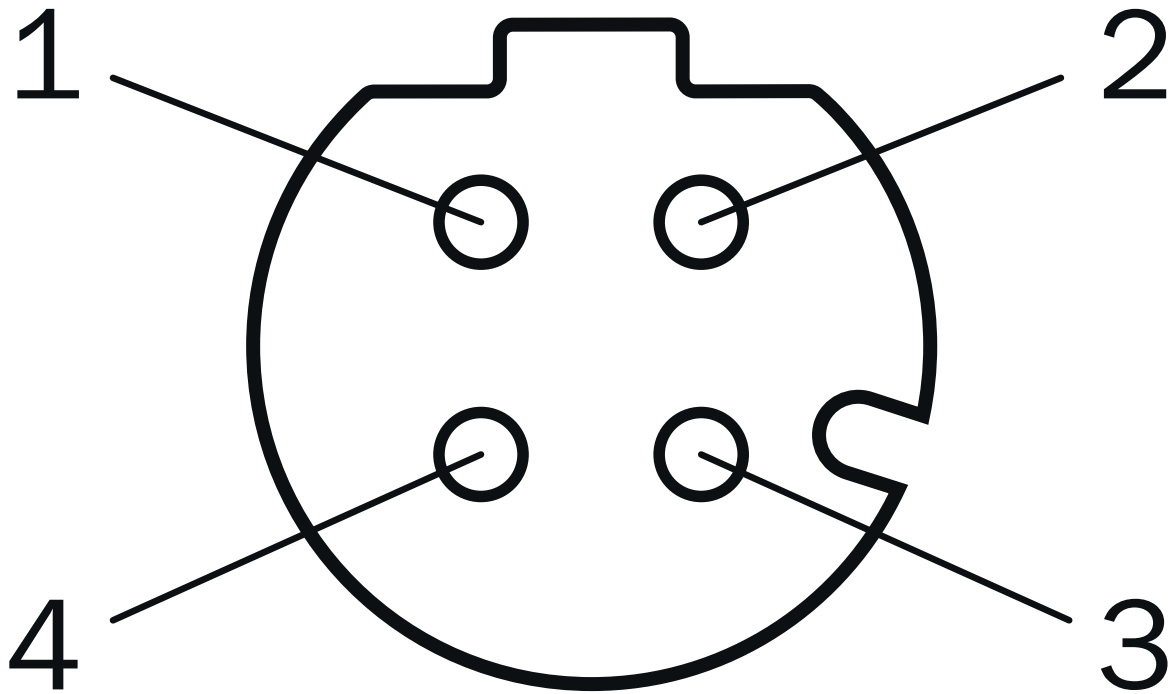
PIN assignment Connection 3: PROFINET (port 2)



M12 female connector, 4-pin, D-coded

- ① TX+
- ② RX+
- ③ TX-
- ④ RX-

## PIN assignment Connection 2: PROFINET (port 1)

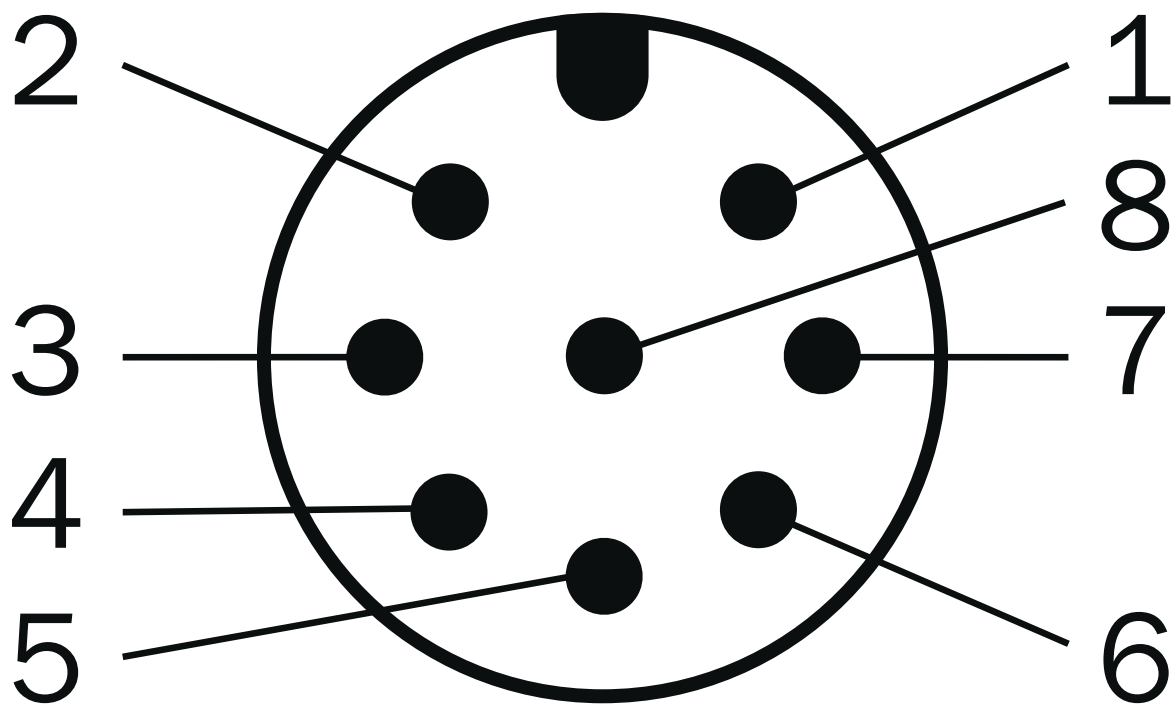


M12 female connector, 4-pin, D-coded

- ① TX+
- ② RX+
- ③ TX-
- ④ RX-



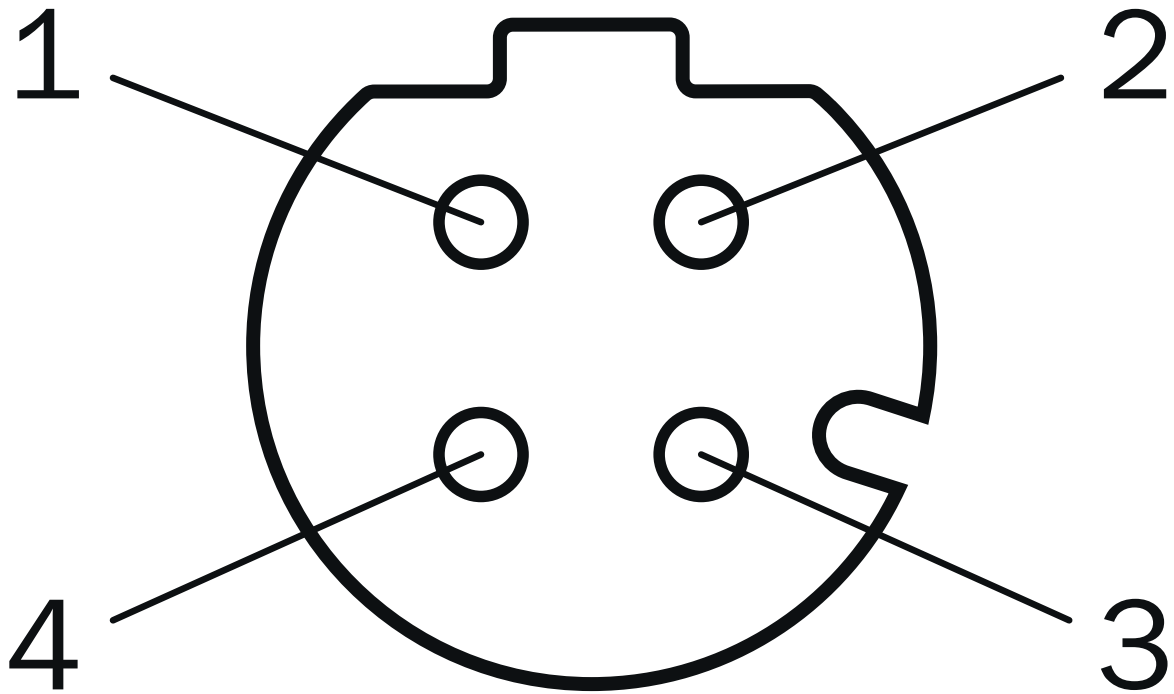
PIN assignment Connection 1: power, RS-422/SSI, Q1/In1, Q2/QA



Connector M12, 8-pin, A-coded

- ① Q1/In1
- ② L+
- ③ RX-/CLK-
- ④ RX+/CLK+
- ⑤ TX-/Data-
- ⑥ TX+/Data+
- ⑦ M
- ⑧ Q<sub>2</sub>/Q<sub>A</sub>

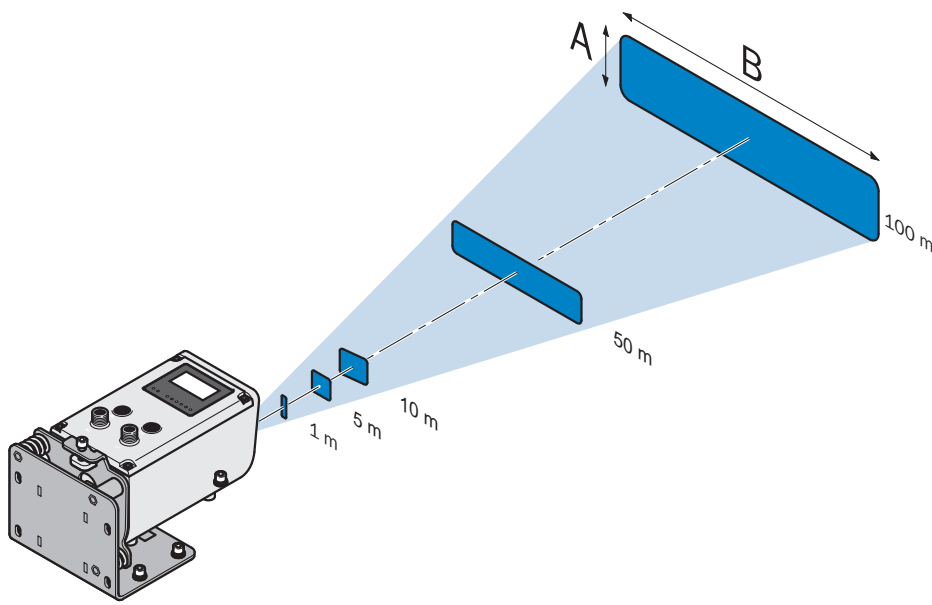
## PIN assignment Connection 4: Ethernet



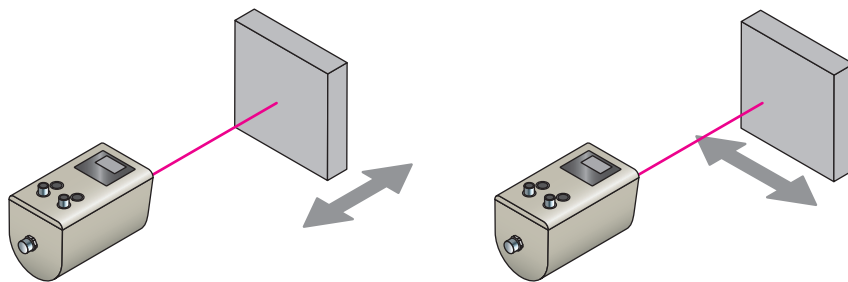
M12 female connector, 4-pin, D-coded

- ① TX+
- ② RX+
- ③ TX-
- ④ RX-

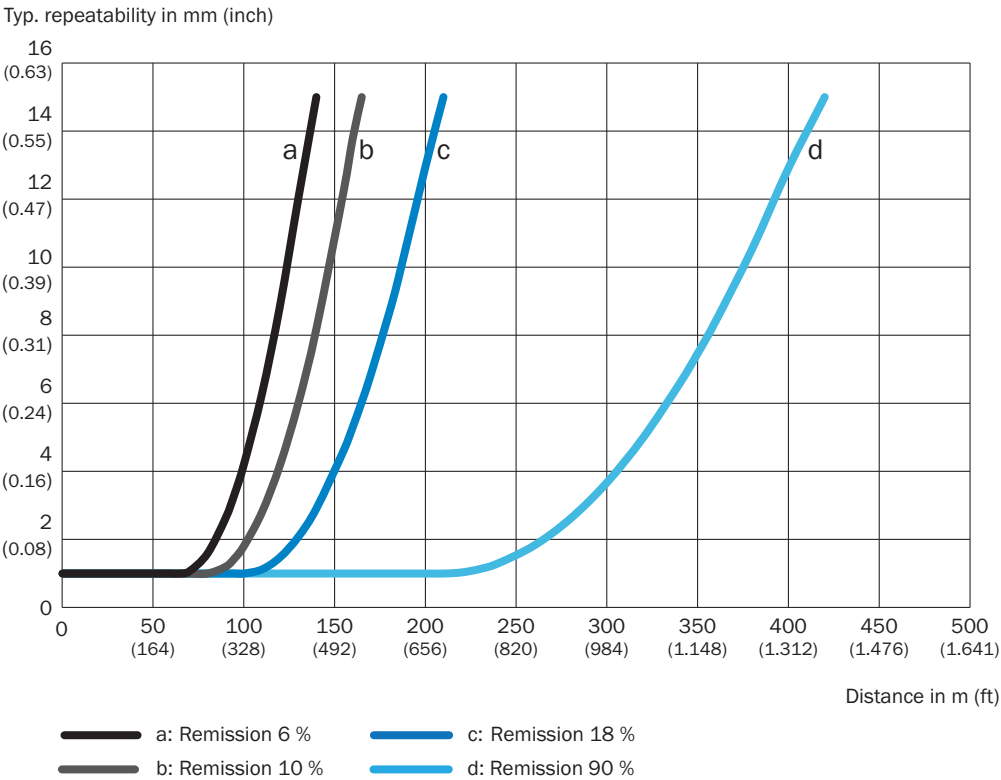
## Light spot size



## Functional principle

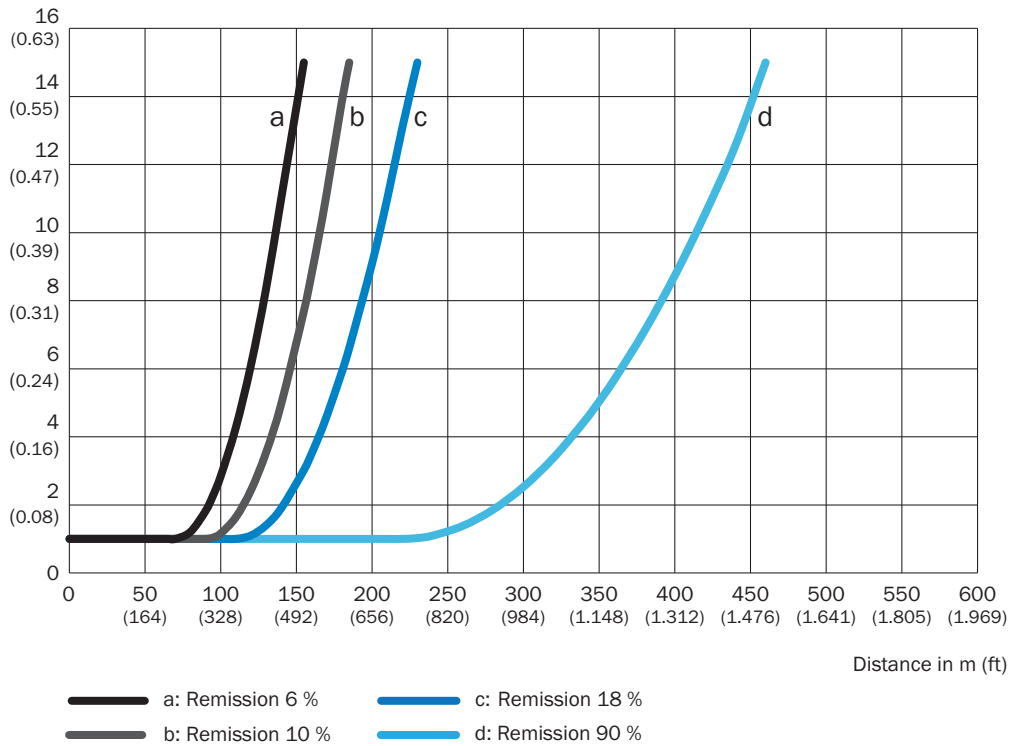


Repeatability DT1000, with 64 ms measurement cycle time

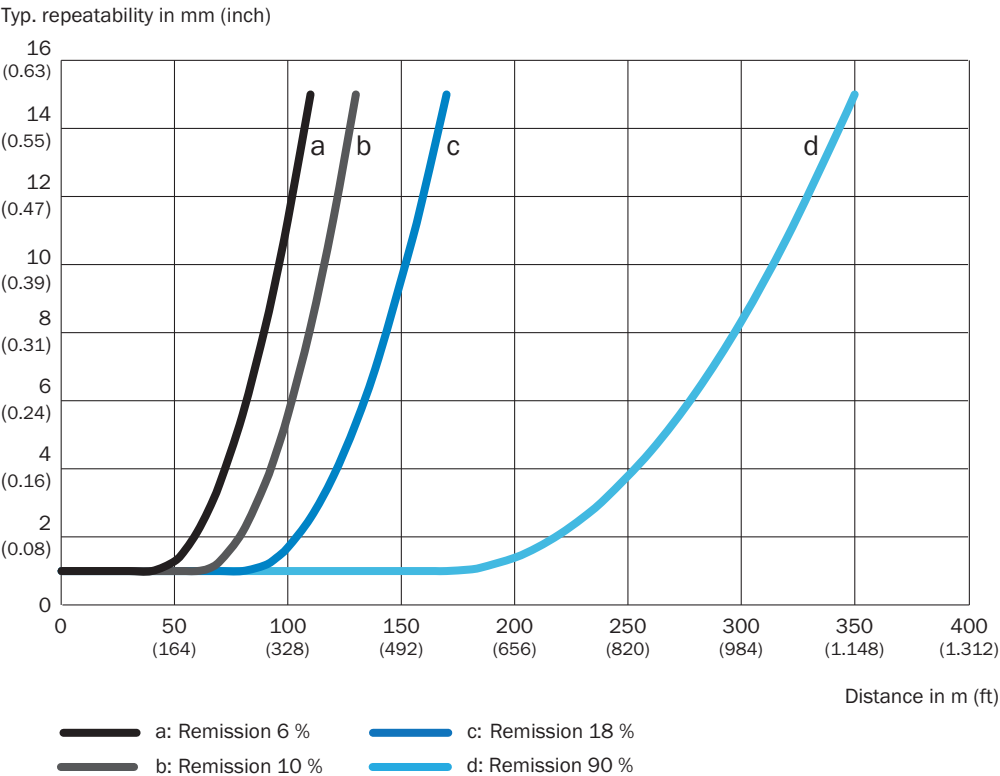


## Repeatability DT1000, with 128 ms measurement cycle time

Typ. repeatability in mm (inch)

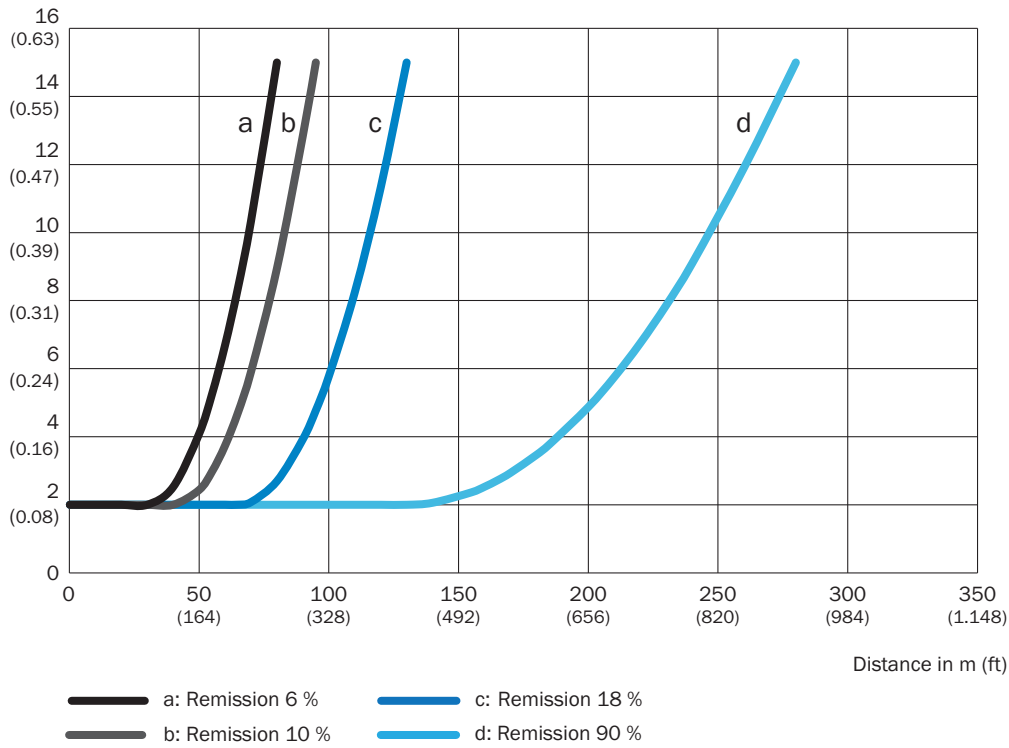


Repeatability DT1000, with 16 ms measurement cycle time

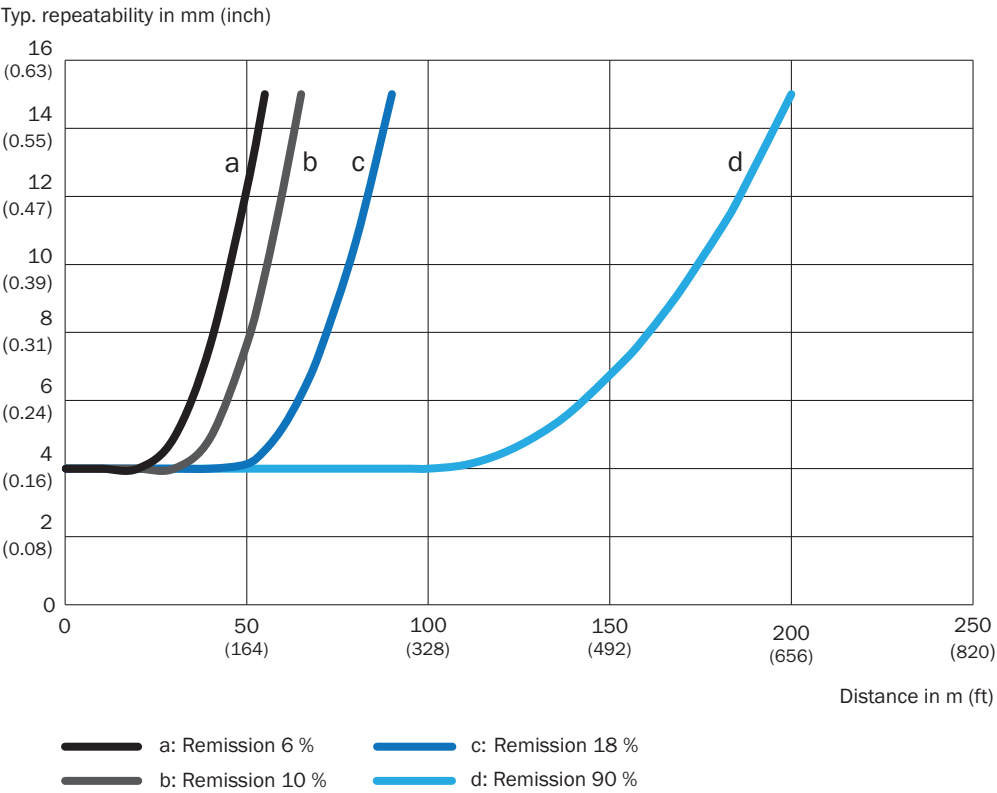


## Repeatability DT1000, with 4 ms measurement cycle time

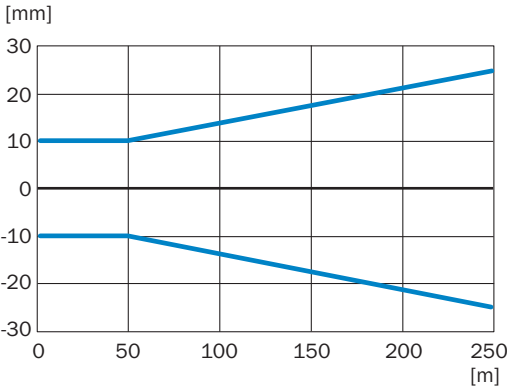
Typ. repeatability in mm (inch)



Repeatability DT1000, with 1 ms measurement cycle time







Measurement accuracy Typically DT1000, x-axis: Distance, y-axis: Typical measurement accuracy





## Recommended accessories

Other models and accessories → [www.sick.com/Dx1000](http://www.sick.com/Dx1000)

	Brief description	Type	part no.
connectors and cables			
	<ul style="list-style-type: none"> <li><b>Connection type head A:</b> Male connector, M12, 4-pin, angled, D-coded</li> <li><b>Connection type head B:</b> Male connector, RJ45, 4-pin, straight</li> <li><b>Signal type:</b> Ethernet, PROFINET</li> <li><b>Cable:</b> 10 m, 4-wire, PUR, halogen-free</li> <li><b>Description:</b> Ethernet, shieldedPROFINET</li> <li><b>Application:</b> Drag chain operation, Zones with oils and lubricants</li> </ul>	YN2D24-100P-N1MRJA4	2106164
	<ul style="list-style-type: none"> <li><b>Connection type head A:</b> Female connector, M12, 8-pin, angled</li> <li><b>Connection type head B:</b> Flying leads</li> <li><b>Signal type:</b> RS-422, SSI</li> <li><b>Cable:</b> 10 m, 8-wire, PUR, halogen-free</li> <li><b>Description:</b> RS-422, shieldedSSI</li> </ul>	YG2A68-100XXXLECX	6051482
device protection and care			
	<ul style="list-style-type: none"> <li><b>Description:</b> Can be opened upward without tools. Conductor for connections on the back. Due to space constraints, connecting cables with 90° angled, pre-assembled male connectors/female connectors are required.</li> <li><b>Items supplied:</b> Weatherproof housing (BEF-AH-DX1000, tube for weatherproof housing and rain cover for protective housing are not included with delivery)</li> </ul>	Weather-proof housing	2087690
Mounting systems			
	<ul style="list-style-type: none"> <li><b>Description:</b> Alignment bracket for mounting and precise alignment of the sensor in a horizontal and vertical direction</li> <li><b>Material:</b> Stainless steel</li> <li><b>Details:</b> Stainless steel</li> <li><b>Items supplied:</b> Mounting hardware included</li> </ul>	BEF-AH-DX1000	2080392

## SICK AT A GLANCE

SICK is one of the leading manufacturers of intelligent sensors and sensor solutions for industrial applications. A unique range of products and services creates the perfect basis for controlling processes securely and efficiently, protecting individuals from accidents and preventing damage to the environment.

We have extensive experience in a wide range of industries and understand their processes and requirements. With intelligent sensors, we can deliver exactly what our customers need. In application centers in Europe, Asia and North America, system solutions are tested and optimized in accordance with customer specifications. All this makes us a reliable supplier and development partner.

Comprehensive services complete our offering: SICK LifeTime Services provide support throughout the machine life cycle and ensure safety and productivity.

For us, that is “Sensor Intelligence.”

## WORLDWIDE PRESENCE:

Contacts and other locations –[www.sick.com](http://www.sick.com)