



GLD20G-24112170ZZZ

G20

PHOTOELECTRIC SENSORS

SICK
Sensor Intelligence.



Illustration may differ



Ordering information

Type	part no.
GLD20G-24112170ZZZ	1119870

Other models and accessories → www.sick.com/G20

Detailed technical data

Features

Functional principle		Photoelectric retro-reflective sensor
Functional principle detail		With minimum distance to reflector (dual lens system)
Sensing range		
	Sensing range min.	0.03 m
	Sensing range max.	20 m
	Maximum distance range from reflector to sensor (operating reserve 1)	0.03 m ... 20 m
	Recommended distance range from reflector to sensor (operating reserve 2)	0.03 m ... 16 m
	Reference reflector	Reflector PL80A
Polarisation filters		Yes
Emitted beam		
	Light source	LED
	Type of light	Visible red light
	Shape of light spot	Rectangular
	Light spot size (distance)	Ø 200 mm (5,000 mm)
	Maximum dispersion of the emitted beam around the standardized transmission axis (squint angle)	< +/- 1.5° (at Ta = +23 °C)
Key LED figures		
	Normative reference	EN 62471:2008-09 IEC 62471:2006, modified
	LED risk group marking	Free group
	Wave length	630 nm
	Average service life	100,000 h at Ta = +25 °C
Adjustment		

Display	Potentiometer	For sensitivity adjustment, 270 °
	LED green	Operating indicatorStatic on: power onStatic off: object present
	LED yellow	Status of received light beamStatic on: object not presentStatic off: object present

Safety-related parameters

MTTF_D	745 years
DC_{avg}	0%

Electronics

Supply voltage U _B		10 V DC ... 30 V DC ¹⁾	
Ripple		< 5 V _{pp}	
Usage category		DC-13 (according to EN 60947-1)	
Current consumption		≤ 30 mA, without load. At U _B = 24 V	
Protection class		III	
Digital output			
		Number	2 (Complementary)
		Type	Push-pull: PNP/NPN
		Switching mode	Light/dark switching
		Signal voltage PNP HIGH/LOW	V _S - (≤ 3 V) / approx. 0 V
		Signal voltage NPN HIGH/LOW	V _S - (≤ 3 V) / approx. 0 V
		Output current I _{max} .	≤ 100 mA ²⁾
		Circuit protection outputs	Reverse polarity protected
			Overcurrent protected
			Short-circuit protected
		Response time	≤ 500 μs
Switching frequency	1,000 Hz ³⁾		
Pin/Wire assignment			
	BN 1	+ (L+)	
	WH 2	Q̄Digital output, dark switching, object present → output Q̄ HIGH	
	BU 3	- (M)	
	BK 4	QDigital output, light switching, object present → output Q LOW	

¹⁾ Limit values.²⁾ At U_B > 24 V, I_{max.} = 100 mA.³⁾ With light/dark ratio 1:1.

Mechanics

Housing	Rectangular	
Dimensions (W x H x D)	23.5 mm x 74.5 mm x 52.5 mm	
Connection	Male connector M12, 4-pin	
Material		
	Housing	Plastic, ABS
	Front screen	Plastic, PMMA
Weight	Approx. 55 g	

Ambient data

Enclosure rating	IP67 (EN 60529)
Ambient operating temperature	-30 °C ... +60 °C
Ambient temperature, storage	-40 °C ... +70 °C
Typ. Ambient light immunity	Sunlight: ≤ 20,000 lx
Shock resistance	30 g, 11 ms (3 positive and 3 negative shocks along X, Y, Z axes, 18 total shocks (EN60068-2-27))
Vibration resistance	10 Hz ... 1,000 Hz (Amplitude 1 mm, 3 x 30 min (EN60068-2-6))
Air humidity	35 % ... 95 %, relative humidity (no condensation)
Electromagnetic compatibility (EMC)	EN 60947-5-2
UL File No.	NRKH.E348498 & NRKH7.E348498

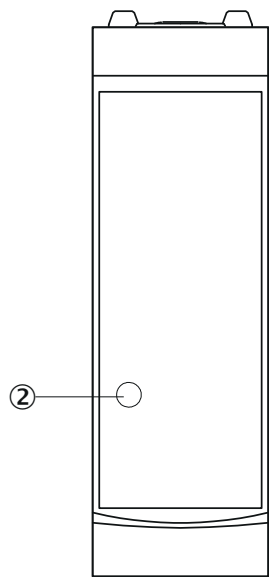
Certificates

EU declaration of conformity	✓
UK declaration of conformity	✓
ACMA declaration of conformity	✓
Moroccan declaration of conformity	✓
China-RoHS	✓
cULus certificate	✓
Photobiological safety (IEC EN 62471)	✓

Classifications

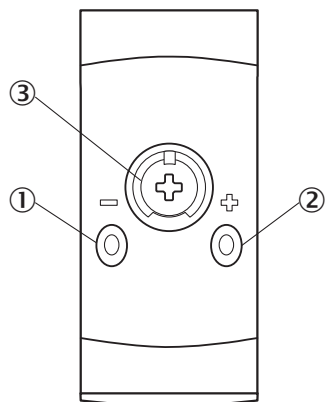
ECLASS 5.0	27270902
ECLASS 5.1.4	27270902
ECLASS 6.0	27270902
ECLASS 6.2	27270902
ECLASS 7.0	27270902
ECLASS 8.0	27270902
ECLASS 8.1	27270902
ECLASS 9.0	27270902
ECLASS 10.0	27270902
ECLASS 11.0	27270902
ECLASS 12.0	27270904
ETIM 5.0	EC002717
ETIM 6.0	EC002717
ETIM 7.0	EC002717
ETIM 8.0	EC002717
UNSPSC 16.0901	39121528

display and adjustment elements



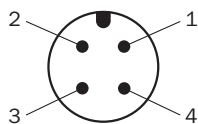
② LED yellow

display and adjustment elements

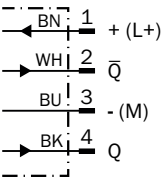


- ① LED green
- ② LED yellow
- ③ Potentiometer

Connection type M12 male connector, 4-pin

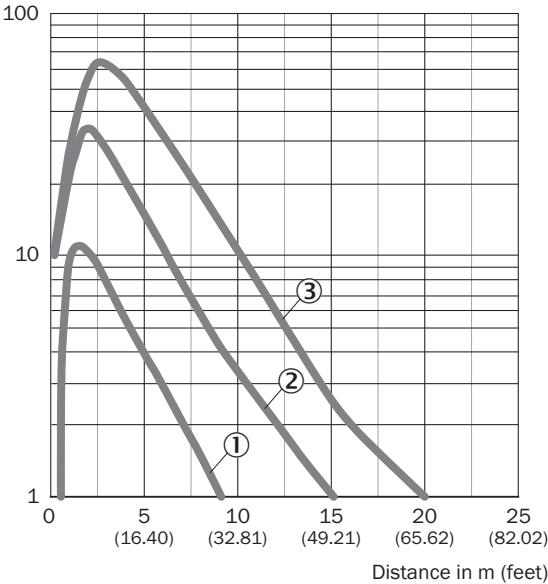


Connection diagram Cd-084



Characteristic curve

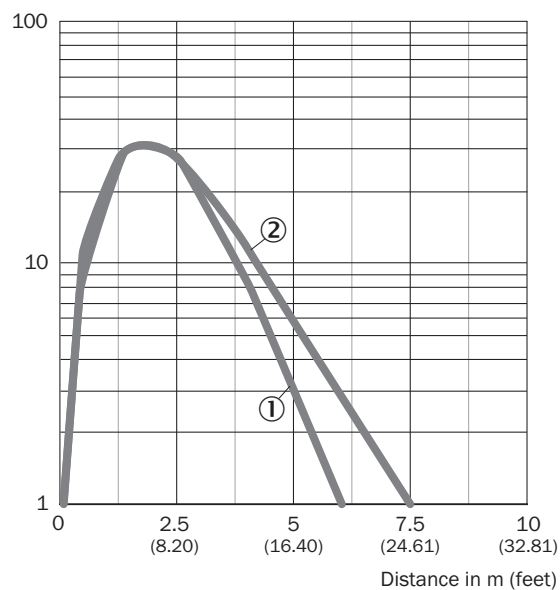
Operating reserve



- ① Reflector PL20A
- ② Reflector PL50A, P250, PL30A, PL31A, PL40A
- ③ reflector PL80A, C110A, PL100

Characteristic curve

Operating reserve

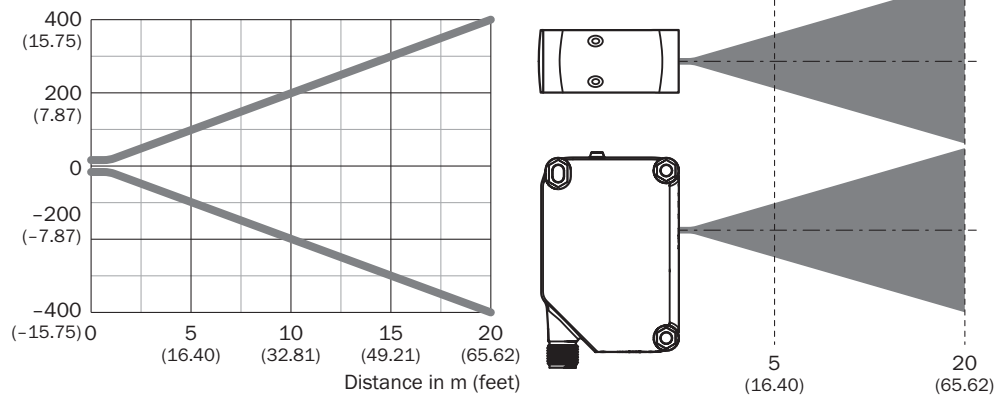


① Reflective tape REF-IRF-56

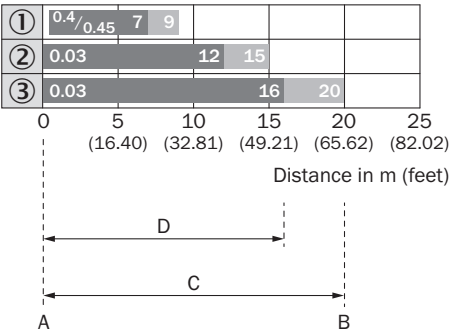
② Diamond Grade reflective tape, 100 mm x 100 mm

Light spot size

Dimensions in mm (inch)

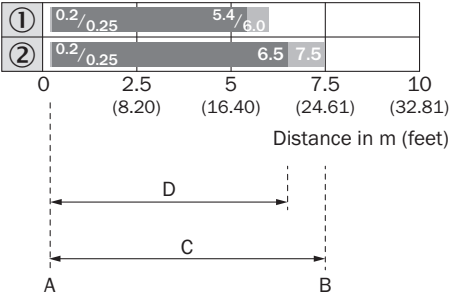


Sensing range diagram



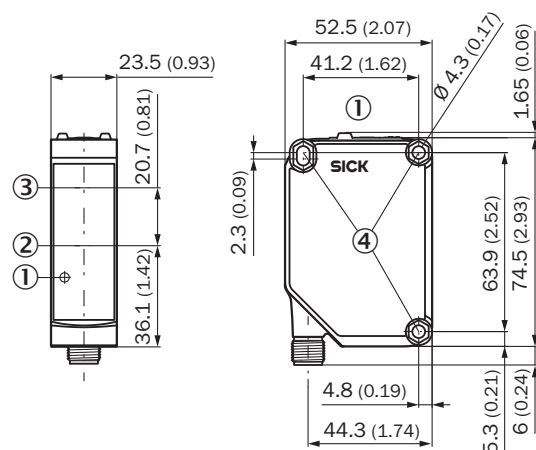
1	Reflector PL20A
2	Reflector PL50A, P250, PL30A, PL31A, PL40A
3	Reflector PL80A, C110A, PL100
A	Sensing range min. in m
B	Sensing range max. in m
C	Maximum distance range from reflector to sensor (operating reserve 1)
D	Recommended distance range from re- flector to sensor (operating reserve 2)

Sensing range diagram



1	Reflective tape REF-IRF-56
2	Diamond Grade reflective tape, 100 mm x 100 mm
A	Sensing range min. in m
B	Sensing range max. in m
C	Maximum distance range from reflector to sensor (operating reserve 1)
D	Recommended distance range from re- flector to sensor (operating reserve 2)

Dimensional drawing






Dimensions in mm (inch)

- ① display and adjustment elements
- ② Center of optical axis, sender
- ③ Center of optical axis, receiver
- ④ Fixing hole \varnothing 4.3 mm, both sides for hexagon nut M4

Recommended accessories

Other models and accessories → www.sick.com/G20

	Brief description	Type	part no.
Mounting systems			
	<ul style="list-style-type: none"> Description: Mounting bracket Material: Stainless steel Details: Stainless steel V2A (1.4301) Items supplied: 2 screws, 2 nuts, 2 circlips, 2 washers for mounting the sensor Suitable for: W280-2, G20 	BEF-W280	5313885
	<ul style="list-style-type: none"> Description: Universal mounting bracket for reflectors Dimensions (W x H x L): 85 mm x 90 mm x 35 mm Material: Steel Details: Steel, zinc coated Suitable for: C110A, P250, PL20, PL30A, PL40A, PL80A 	BEF-WN-REFX	2064574
reflectors and optics			
	<ul style="list-style-type: none"> Description: Rectangular, screw connection Dimensions: 84 mm x 84 mm Ambient operating temperature: -30 °C ... +65 °C 	PL80A	1003865

SICK AT A GLANCE

SICK is one of the leading manufacturers of intelligent sensors and sensor solutions for industrial applications. A unique range of products and services creates the perfect basis for controlling processes securely and efficiently, protecting individuals from accidents and preventing damage to the environment.

We have extensive experience in a wide range of industries and understand their processes and requirements. With intelligent sensors, we can deliver exactly what our customers need. In application centers in Europe, Asia and North America, system solutions are tested and optimized in accordance with customer specifications. All this makes us a reliable supplier and development partner.

Comprehensive services complete our offering: SICK LifeTime Services provide support throughout the machine life cycle and ensure safety and productivity.

For us, that is “Sensor Intelligence.”

WORLDWIDE PRESENCE:

Contacts and other locations –www.sick.com