



# GSE20G-1IRC2170ZZZ

G20

PHOTOELECTRIC SENSORS

**SICK**  
Sensor Intelligence.



Illustration may differ



Ordering information

Type	part no.
GSE20G-1IRC2170ZZZ	1120849

Other models and accessories → [www.sick.com/G20](http://www.sick.com/G20)

Detailed technical data

Features

Functional principle	Through-beam photoelectric sensor
Sensing range	
Sensing range min.	0 m
Sensing range max.	120 m
Maximum distance range from receiver to sender (operating reserve 1)	0 m ... 120 m
Recommended distance range from receiver to sender (operating reserve 2)	0 m ... 85 m
Emitted beam	
Light source	LED
Type of light	Visible red light
Shape of light spot	Rectangular
Light spot size (distance)	Ø 800 mm (20,000 mm)
Maximum dispersion of the emitted beam around the standardized transmission axis (squint angle)	< +/- 1.5° (at Ta = +23 °C)
Key LED figures	
Normative reference	EN 62471:2008-09   IEC 62471:2006, modified
LED risk group marking	Free group
Wave length	630 nm
Average service life	100,000 h at Ta = +25 °C
Adjustment	
Potentiometer	For sensitivity adjustment, 270°
Display	
LED green	Operating indicatorStatic on: power onStatic off: object present

LED yellow		Status of received light beamStatic on: object not presentStatic off: object present
Electronics		
Supply voltage $U_e$		24 V AC/DC ... 240 V AC/DC <sup>1)</sup>
Ripple		< 10 %
Usage category		DC-13 (according to EN 60947-1) AC-15 (according to EN 60947-1)
Current consumption		≤ 10 mA, Without load At 230 V AC/DC ≤ 45 mA, Without load At 24 V AC/DC
Protection class		II
Digital output		
Number		2 (Complementary)
Type		Relay, SPDT, electrically isolated <sup>2)</sup>
Switching mode		Light/dark switching
Output current $I_{max}$		4 A@250 V AC, 4 A@24 VDC, 0.11 A@250 V DC UL: 4 A@250 V AC, general use 4 A @ 250 V AC, resistive (NO) 3 A @ 250 V AC, resistive (NC) 4 A @ 24 V DC, NO, general use 3 A @ 24 V DC, NC, general use R300/B300 (NO contacts only)
Response time		≤ 15 ms
Switching frequency		10 Hz <sup>3)</sup>
Pin/Wire assignment, sender		
BN		L/(+)
BU		N/(-)
Pin/Wire assignment, receiver		
BN		L/(+)
BU		N/(-)
WH		Relay COM
BK		Relay NCRelay output, light switching, object present → output LOW
GY		Relay NORelay output, dark switching, object present → output HIGH

<sup>1)</sup> +- 10 %.

<sup>2)</sup> Valid only for devices manufactured before June 18, 2023 with a date code of 2324 or earlier. Suitable arc suppression with inductive or capacitive load. Relay contacts are separated from the supply voltage by a base insulation of 3.2 mm. Depending on the application, additional insulation may be required in the user wiring.

<sup>3)</sup> With light/dark ratio 1:1.

Mechanics		
Housing		Rectangular
Dimensions (W x H x D)		23.5 mm x 74.5 mm x 63 mm
Connection		Cable, 5-wire, 2 m
Connection detail		
Deep-freeze property		Do not bend below 0 °C
Conductor size		0.32 mm <sup>2</sup>
Cable diameter		Ø 5 mm

Length of cable (L)	2 m
<b>Material</b>	
Housing	Plastic, ABS
Front screen	Plastic, PMMA
Cable	Plastic, PVC
<b>Weight</b>	Approx. 300 g

## Ambient data

<b>Enclosure rating</b>	IP67 (EN 60529)
<b>Ambient operating temperature</b>	-30 °C ... +60 °C <sup>1)</sup>
<b>Ambient temperature, storage</b>	-40 °C ... +70 °C
<b>Typ. Ambient light immunity</b>	Sunlight: ≤ 20,000 lx
<b>Shock resistance</b>	30 g, 11 ms (3 positive and 3 negative shocks along X, Y, Z axes, 18 total shocks (EN60068-2-27))
<b>Vibration resistance</b>	10 Hz ... 1,000 Hz (Amplitude 1 mm, 3 x 30 min (EN60068-2-6))
<b>Air humidity</b>	35 % ... 95 %, relative humidity (no condensation)
<b>Electromagnetic compatibility (EMC)</b>	EN 60947-5-2, EN 61000-6-3
<b>UL File No.</b>	NRKH.E348498 & NRKH7.E348498

<sup>1)</sup> The max. ambient temperature is 50 °C (UL).

## Certificates

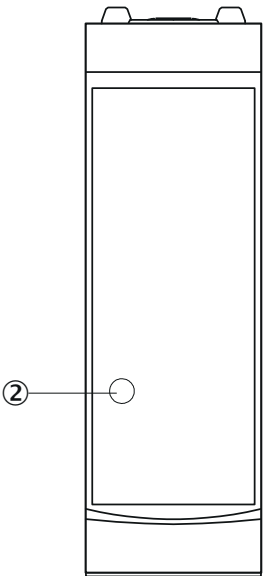
<b>EU declaration of conformity</b>	✓
<b>UK declaration of conformity</b>	✓
<b>ACMA declaration of conformity</b>	✓
<b>Moroccan declaration of conformity</b>	✓
<b>China-RoHS</b>	✓
<b>CCC certificate</b>	✓
<b>cULus certificate</b>	✓
<b>Photobiological safety (IEC EN 62471)</b>	✓

## Classifications

<b>ECLASS 5.0</b>	27270901
<b>ECLASS 5.1.4</b>	27270901
<b>ECLASS 6.0</b>	27270901
<b>ECLASS 6.2</b>	27270901
<b>ECLASS 7.0</b>	27270901
<b>ECLASS 8.0</b>	27270901
<b>ECLASS 8.1</b>	27270901
<b>ECLASS 9.0</b>	27270901
<b>ECLASS 10.0</b>	27270901
<b>ECLASS 11.0</b>	27270901
<b>ECLASS 12.0</b>	27270901
<b>ETIM 5.0</b>	EC002716
<b>ETIM 6.0</b>	EC002716

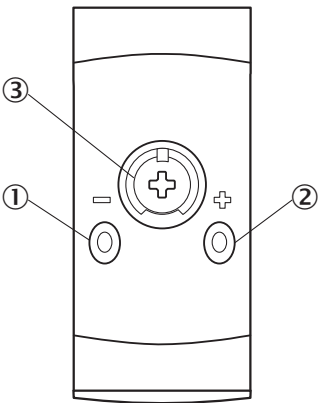
ETIM 7.0	EC002716
ETIM 8.0	EC002716
UNSPSC 16.0901	39121528

display and adjustment elements



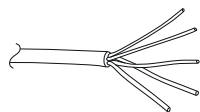
② LED yellow

display and adjustment elements

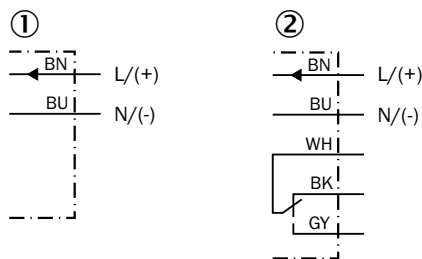


- ① LED green
- ② LED yellow
- ③ Potentiometer

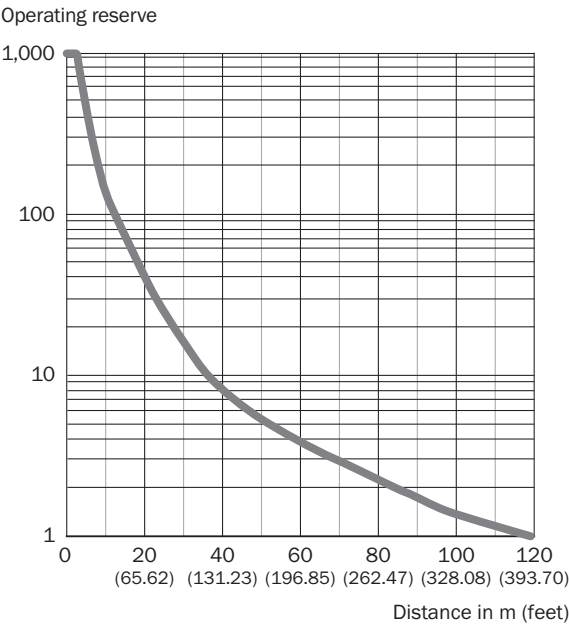
Connection type Cable, 5-wire



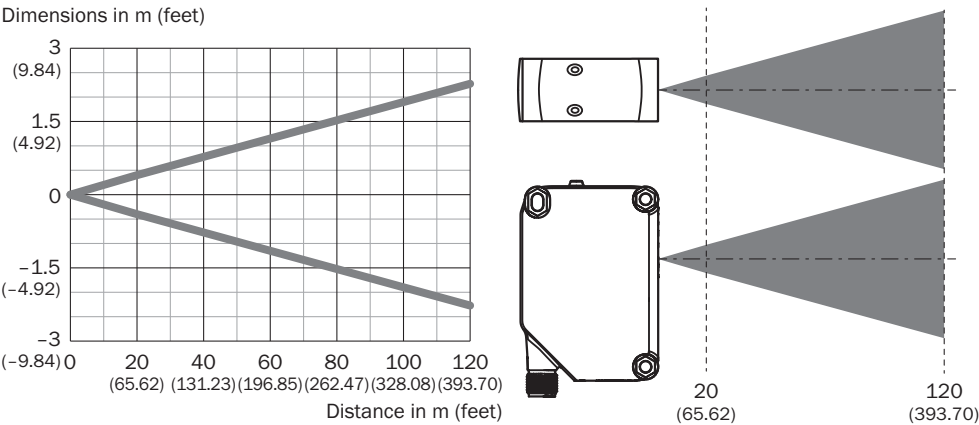
Connection diagram Cd-580



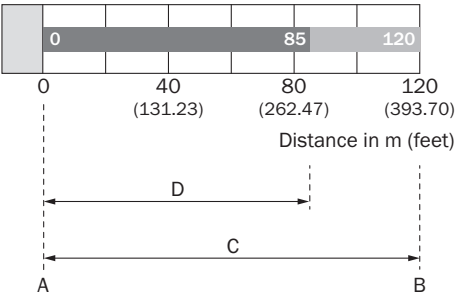
Characteristic curve



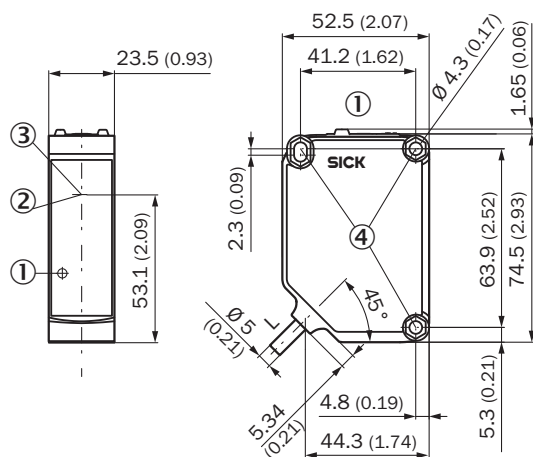
Light spot size





Sensing range diagram



A	Sensing range min. in mm
B	Sensing range max. in mm
C	Maximum distance range from receiver to sender
D	Recommended distance range from receiver to sender



	Brief description	Type	part no.
Mounting systems			
	<ul style="list-style-type: none"><li>• <b>Description:</b> Mounting bracket</li><li>• <b>Material:</b> Stainless steel</li><li>• <b>Details:</b> Stainless steel V2A (1.4301)</li><li>• <b>Items supplied:</b> 2 screws, 2 nuts, 2 circlips, 2 washers for mounting the sensor</li><li>• <b>Suitable for:</b> W280-2, G20</li></ul>	BEF-W280	5313885
connectors and cables			
	<ul style="list-style-type: none"><li>• <b>Connection type head A:</b> Male connector, M12, 5-pin, straight, A-coded</li><li>• <b>Description:</b> Unshielded</li><li>• <b>Connection systems:</b> Screw-type terminals</li><li>• <b>Permitted cross-section:</b> ≤ 0.75 mm²</li><li>• <b>Note:</b> For field bus technology</li></ul>	STE-1205-G	6022083



## SICK AT A GLANCE

SICK is one of the leading manufacturers of intelligent sensors and sensor solutions for industrial applications. A unique range of products and services creates the perfect basis for controlling processes securely and efficiently, protecting individuals from accidents and preventing damage to the environment.

We have extensive experience in a wide range of industries and understand their processes and requirements. With intelligent sensors, we can deliver exactly what our customers need. In application centers in Europe, Asia and North America, system solutions are tested and optimized in accordance with customer specifications. All this makes us a reliable supplier and development partner.

Comprehensive services complete our offering: SICK LifeTime Services provide support throughout the machine life cycle and ensure safety and productivity.

For us, that is “Sensor Intelligence.”

## WORLDWIDE PRESENCE:

Contacts and other locations –[www.sick.com](http://www.sick.com)