



GSE20M-1H112170ZZZ

G20

PHOTOELECTRIC SENSORS

SICK
Sensor Intelligence.



Illustration may differ



Ordering information

Type	part no.
GSE20M-1H112170ZZZ	1120851

Other models and accessories → www.sick.com/G20

Detailed technical data

Features

Functional principle		Through-beam photoelectric sensor
Sensing range		
	Sensing range min.	0 m
	Sensing range max.	120 m
	Maximum distance range from receiver to sender (operating reserve 1)	0 m ... 120 m
	Recommended distance range from receiver to sender (operating reserve 2)	0 m ... 85 m
Emitted beam		
	Light source	LED
	Type of light	Infrared light
	Shape of light spot	Rectangular
	Light spot size (distance)	Ø 800 mm (20,000 mm)
	Maximum dispersion of the emitted beam around the standardized transmission axis (squint angle)	< +/- 1.5° (at Ta = +23 °C)
Key LED figures		
	Normative reference	EN 62471:2008-09 IEC 62471:2006, modified
	LED risk group marking	Free group
	Wave length	850 nm
	Average service life	100,000 h at Ta = +25 °C
Adjustment		
	Potentiometer	For sensitivity adjustment, 270°
Display		
	LED green	Operating indicatorStatic on: power onStatic off: object present
	LED yellow	Status of received light beamStatic on: object not presentStatic off: object present

Safety-related parameters

MTTF_D	548 years
DC_{avg}	0%

Electronics

Supply voltage U_B	10 V DC ... 30 V DC ¹⁾
Ripple	< 5 V _{pp}
Usage category	DC-13 (according to EN 60947-1)
Current consumption	≤ 30 mA, without load. At U _B = 24 V
Protection class	III
Digital output	
Number	2 (Complementary)
Type	Push-pull: PNP/NPN
Switching mode	Light/dark switching
Signal voltage PNP HIGH/LOW	V _S - (≤ 3 V) / approx. 0 V
Signal voltage NPN HIGH/LOW	V _S - (≤ 3 V) / approx. 0 V
Output current I _{max.}	≤ 100 mA ²⁾
Circuit protection outputs	Reverse polarity protected
	Overcurrent protected
	Short-circuit protected
Response time	≤ 500 μs
Switching frequency	1,000 Hz ³⁾
Pin/Wire assignment, sender	
BN	+ (L+)
WH	-
BU	-(M)
BK	Test -> MInput, sender off, LOW active
Pin/Wire assignment, receiver	
BN	+ (L+)
WH	Q̄Digital output, dark switching, object present → output Q̄ HIGHThe pin 2 function of the sensor can be switched
BU	-(M)
BK	QDigital output, light switching, object present → output Q LOWThe pin 4 function of the sensor can be switched

¹⁾ Limit values.

²⁾ At U_B > 24 V, I max. = 100 mA.

³⁾ With light/dark ratio 1:1.

Mechanics

Housing	Rectangular
Dimensions (W x H x D)	23.5 mm x 74.5 mm x 52.5 mm
Connection	Cable, 4-wire, 2 m
Connection detail	
Deep-freeze property	Do not bend below 0 °C

Conductor size	0.14 mm ²
Cable diameter	Ø 5 mm
Length of cable (L)	2 m
Material	
Housing	Plastic, ABS
Front screen	Plastic, PMMA
Cable	Plastic, PVC
Weight	Approx. 235 g

Ambient data

Enclosure rating	IP67 (EN 60529)
Ambient operating temperature	-30 °C ... +60 °C
Ambient temperature, storage	-40 °C ... +70 °C
Typ. Ambient light immunity	Sunlight: ≤ 20,000 lx
Shock resistance	30 g, 11 ms (3 positive and 3 negative shocks along X, Y, Z axes, 18 total shocks (EN60068-2-27))
Vibration resistance	10 Hz ... 1,000 Hz (Amplitude 1 mm, 3 x 30 min (EN60068-2-6))
Air humidity	35 % ... 95 %, relative humidity (no condensation)
Electromagnetic compatibility (EMC)	EN 60947-5-2
UL File No.	NRKH.E348498 & NRKH7.E348498

Certificates

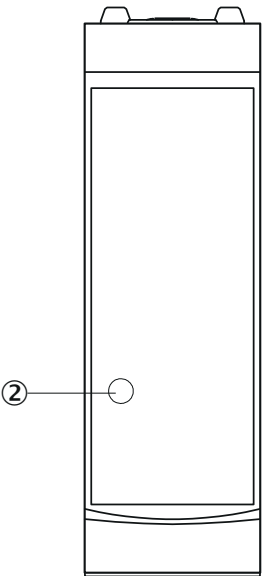
EU declaration of conformity	✓
UK declaration of conformity	✓
ACMA declaration of conformity	✓
Moroccan declaration of conformity	✓
China-RoHS	✓
cULus certificate	✓
Photobiological safety (IEC EN 62471)	✓

Classifications

ECLASS 5.0	27270901
ECLASS 5.1.4	27270901
ECLASS 6.0	27270901
ECLASS 6.2	27270901
ECLASS 7.0	27270901
ECLASS 8.0	27270901
ECLASS 8.1	27270901
ECLASS 9.0	27270901
ECLASS 10.0	27270901
ECLASS 11.0	27270901
ECLASS 12.0	27270901
ETIM 5.0	EC002716
ETIM 6.0	EC002716

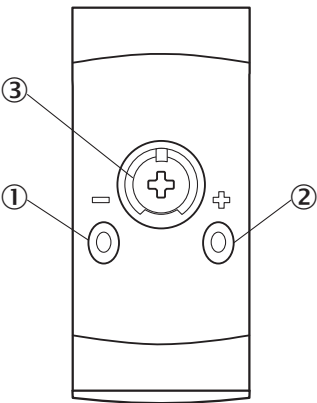
ETIM 7.0	EC002716
ETIM 8.0	EC002716
UNSPSC 16.0901	39121528

display and adjustment elements



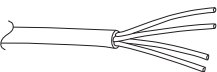
② LED yellow

display and adjustment elements

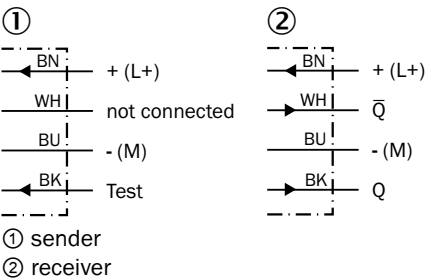


- ① LED green
- ② LED yellow
- ③ Potentiometer

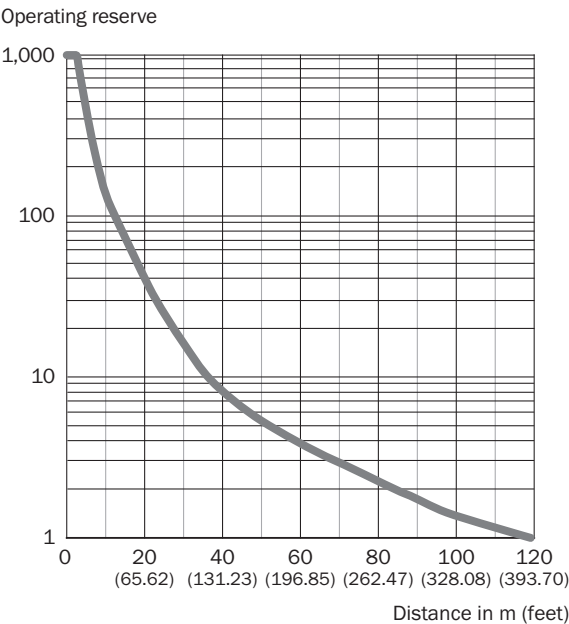
Connection type Cable, 4-wire



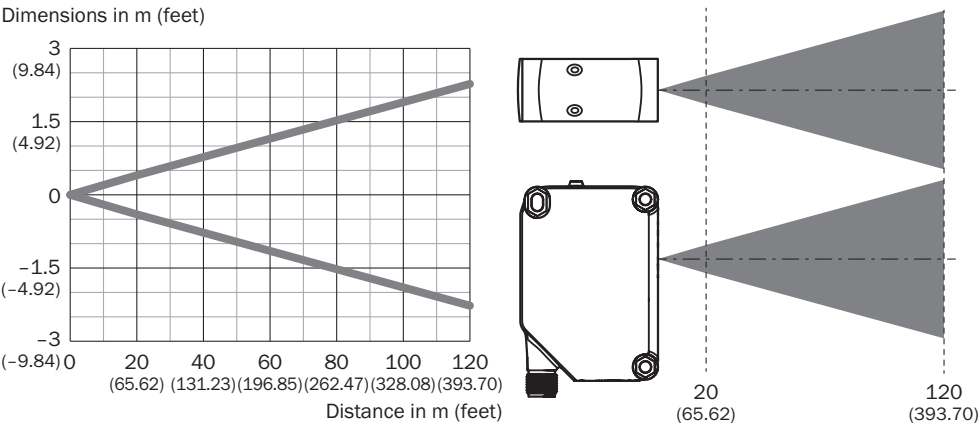
Connection diagram Cd-576



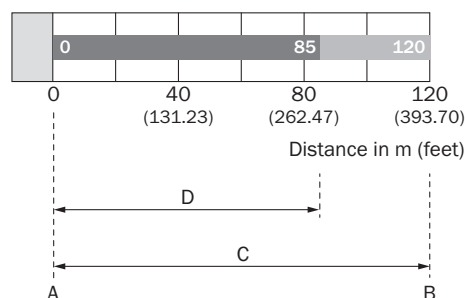
Characteristic curve



Light spot size

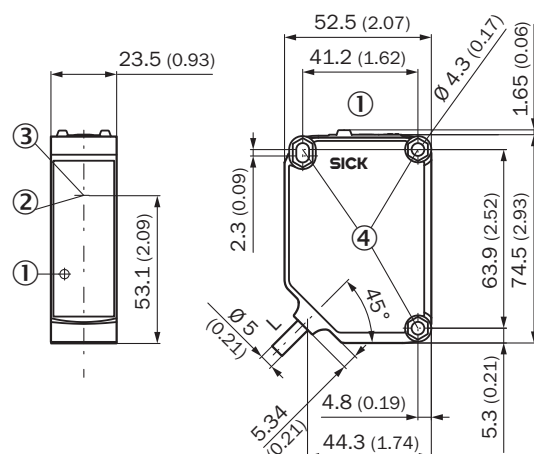


Sensing range diagram



A	Sensing range min. in mm
B	Sensing range max. in mm
C	Maximum distance range from receiver to sender
D	Recommended distance range from receiver to sender

Dimensional drawing






Dimensions in mm (inch)

For length of cable (L), see technical data

- ① display and adjustment elements
- ② Center of optical axis, sender
- ③ Center of optical axis, receiver
- ④ Fixing hole Ø 4.3 mm, both sides for hexagon nut M4

Recommended accessories

Other models and accessories → www.sick.com/G20

	Brief description	Type	part no.
Mounting systems			
	<ul style="list-style-type: none"> • Description: Mounting bracket • Material: Stainless steel • Details: Stainless steel V2A (1.4301) • Items supplied: 2 screws, 2 nuts, 2 circlips, 2 washers for mounting the sensor • Suitable for: W280-2, G20 	BEF-W280	5313885
connectors and cables			
	<ul style="list-style-type: none"> • Connection type head A: Male connector, M12, 4-pin, straight, A-coded • Description: Unshielded • Connection systems: Screw-type terminals • Permitted cross-section: ≤ 0.75 mm² 	STE-1204-G	6009932
	<ul style="list-style-type: none"> • Connection type head A: Male connector, M12, 4-pin, straight, A-coded • Description: Unshielded • Connection systems: Cutting technology • Permitted cross-section: 0.34 mm² ... 0.75 mm² 	STE-1204-GQU8	6044998

SICK AT A GLANCE

SICK is one of the leading manufacturers of intelligent sensors and sensor solutions for industrial applications. A unique range of products and services creates the perfect basis for controlling processes securely and efficiently, protecting individuals from accidents and preventing damage to the environment.

We have extensive experience in a wide range of industries and understand their processes and requirements. With intelligent sensors, we can deliver exactly what our customers need. In application centers in Europe, Asia and North America, system solutions are tested and optimized in accordance with customer specifications. All this makes us a reliable supplier and development partner.

Comprehensive services complete our offering: SICK LifeTime Services provide support throughout the machine life cycle and ensure safety and productivity.

For us, that is “Sensor Intelligence.”

WORLDWIDE PRESENCE:

Contacts and other locations –www.sick.com