



# HSE18B-P4B1AA


H18 Sure Sense

PHOTOELECTRIC SENSORS

**SICK**  
Sensor Intelligence.



Illustration may differ



Ordering information

| Type          | part no. |
|---------------|----------|
| HSE18B-P4B1AA | 1101664  |

Other models and accessories → [www.sick.com/H18\\_Sure\\_Sense](http://www.sick.com/H18_Sure_Sense)

Detailed technical data

Features

|  |   |
|--|---|
| <b>Functional principle</b>            | Through-beam photoelectric sensor           |
| <b>Dimensions (W x H x D)</b>          | 16.2 mm x 50.1 mm x 31.4 mm                 |
| <b>Housing design (light emission)</b> | Hybrid                                      |
| <b>Thread diameter (housing)</b>       | M18   |
| <b>Mounting system type</b>            | M18, head/M18, base/side (24.1 ... 25.4 mm) |
| <b>Housing color</b>                   | Blue  |
| <b>Sensing range max.</b>              | 0 m ... 20 m                                |
| <b>Sensing range</b>                   | 0 m ... 15 m                                |
| <b>Type of light</b>                   | Infrared light                              |
| <b>Light source</b>                    | LED <sup>1)</sup>                           |
| <b>Light spot size (distance)</b>      | 1,400 mm (10 m)                             |
| <b>Wave length</b>                     | 850 nm                                      |
| <b>Adjustment</b>                      |   |
| Potentiometer, right                   | None  |
| Potentiometer, left                    | None  |
| <b>Special features</b>                | -   |

<sup>1)</sup> Average service life: 100,000 h at T<sub>J</sub> = +25 °C.

Mechanics/electronics

|                       |                     |
|-----------------------|---------------------|
| <b>Supply voltage</b> | 10 V DC ... 30 V DC |
|-----------------------|---------------------|

<sup>1)</sup> May not fall below or exceed U<sub>V</sub> tolerances.  
<sup>2)</sup> Without signal strength light bar and load.  
<sup>3)</sup> Signal transit time with resistive load.  
<sup>4)</sup> With light/dark ratio 1:1.  
<sup>5)</sup> A = V<sub>S</sub> connections reverse-polarity protected.  
<sup>6)</sup> B = inputs and output reverse-polarity protected.  
<sup>7)</sup> D = outputs overcurrent and short-circuit protected.

|  |  |
|--|--|
| <b>Ripple</b>                              | < 5 V <sub>pp</sub> <sup>1)</sup>  |
| <b>Current consumption</b>                 | ≤ 20 mA <sup>2)</sup>  |
| <b>Switching output</b>                    | PNP  |
| <b>Output function</b>                     | Complementary  |
| <b>Switching mode</b>                      | Light/dark switching   |
| <b>Switching output detail</b>             |  |
| Switching output Q1                        | PNP, Light switching   |
| Switching output Q2                        | PNP, Dark switching  |
| <b>Output current I<sub>max.</sub></b>     | ≤ 100 mA   |
| <b>Response time</b>                       | ≤ 0.5 ms <sup>3)</sup>   |
| <b>Switching frequency</b>                 | 1,000 Hz <sup>4)</sup>   |
| <b>Connection type</b>                     | Cable with M12 male connector, 4-pin, 150 mm   |
| <b>Cable material</b>                      | Plastic, PVC   |
| <b>Conductor cross section</b>             | 0.2 mm <sup>2</sup>  |
| <b>Circuit protection</b>                  | A <sup>5)</sup><br>B <sup>6)</sup><br>D <sup>7)</sup>  |
| <b>Protection class</b>                    | III  |
| <b>Weight</b>                              | 18 g   |
| <b>Housing material</b>                    | Plastic, VISTAL®   |
| <b>Optics material</b>                     | Plastic, PMMA  |
| <b>Enclosure rating</b>                    | IP67<br>IP69K  |
| <b>Items supplied</b>                      | Fastening nut (1x), M18, plastic, black, flat  |
| <b>Electromagnetic compatibility (EMC)</b> | EN 60947-5-2 (The sensor complies with the Radio Safety Requirements (EMC) for the industrial sector (Radio Safety Class A). It may cause radio interference if used in a residential area.) |
| <b>Ambient operating temperature</b>       | -40 °C ... +70 °C  |
| <b>Ambient temperature, storage</b>        | -40 °C ... +75 °C  |
| <b>UL File No.</b>                         | E189383  |

<sup>1)</sup> May not fall below or exceed U<sub>y</sub> tolerances.

<sup>2)</sup> Without signal strength light bar and load.

<sup>3)</sup> Signal transit time with resistive load.

<sup>4)</sup> With light/dark ratio 1:1.

<sup>5)</sup> A = V<sub>S</sub> connections reverse-polarity protected.

<sup>6)</sup> B = inputs and output reverse-polarity protected.

<sup>7)</sup> D = outputs overcurrent and short-circuit protected.

## Connection type/pinouts

|                                      |  |
|--------------------------------------|--|
| <b>Connection type</b>               | Cable with M12 male connector, 4-pin, 150 mm |
| <b>Connection type Detail</b>        |  |
| Conductor cross section              | 0.2 mm <sup>2</sup>                          |
| Cable material                       | Plastic                                      |
| <b>Pinouts</b> <small>Sender</small> |  |
| BN 1                                 | + (L+)                                       |

|                         |      |                |
|-------------------------|------|----------------|
| <b>Pinouts</b> Receiver | WH 2 | Not connected  |
|                         | BU 3 | - (M)          |
|                         | BK 4 | Test IN        |
|                         | BN 1 | + (L+)         |
|                         | WH 2 | Q <sub>2</sub> |
|                         | BU 3 | - (M)          |
|                         | BK 4 | Q <sub>1</sub> |

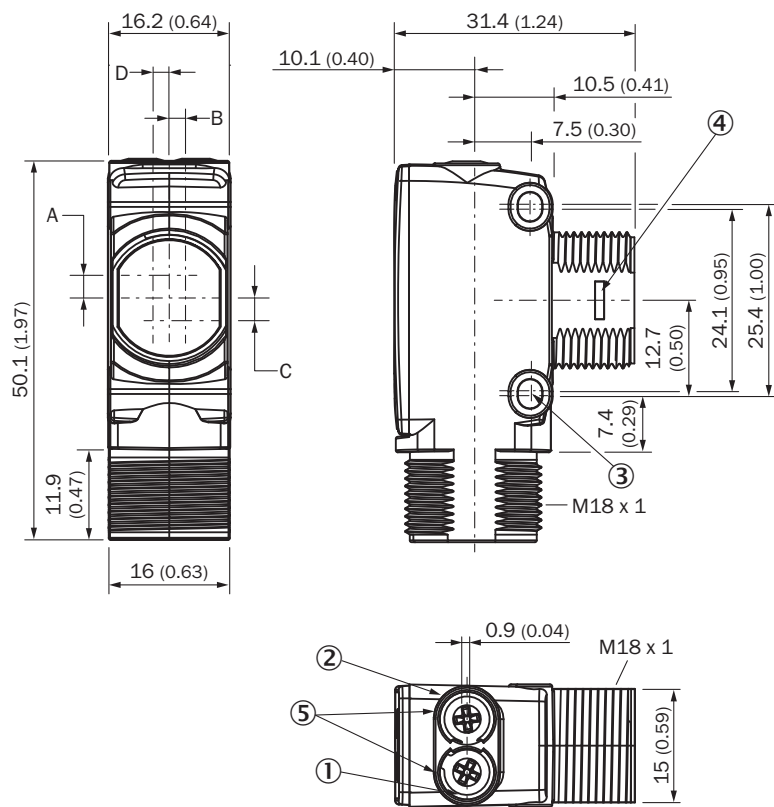
Certificates

|   |   |
|---|---|
| <b>EU declaration of conformity</b>       | ✓ |
| <b>UK declaration of conformity</b>       | ✓ |
| <b>ACMA declaration of conformity</b>     | ✓ |
| <b>Moroccan declaration of conformity</b> | ✓ |
| <b>China-RoHS</b>                         | ✓ |
| <b>cULus certificate</b>                  | ✓ |

Classifications

|                       |          |
|-----------------------|----------|
| <b>ECLASS 5.0</b>     | 27270901 |
| <b>ECLASS 5.1.4</b>   | 27270901 |
| <b>ECLASS 6.0</b>     | 27270901 |
| <b>ECLASS 6.2</b>     | 27270901 |
| <b>ECLASS 7.0</b>     | 27270901 |
| <b>ECLASS 8.0</b>     | 27270901 |
| <b>ECLASS 8.1</b>     | 27270901 |
| <b>ECLASS 9.0</b>     | 27270901 |
| <b>ECLASS 10.0</b>    | 27270901 |
| <b>ECLASS 11.0</b>    | 27270901 |
| <b>ECLASS 12.0</b>    | 27270901 |
| <b>ETIM 5.0</b>       | EC002716 |
| <b>ETIM 6.0</b>       | EC002716 |
| <b>ETIM 7.0</b>       | EC002716 |
| <b>ETIM 8.0</b>       | EC002716 |
| <b>UNSPSC 16.0901</b> | 39121528 |

## Dimensional drawing

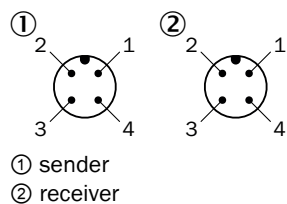


Dimensions in mm (inch)

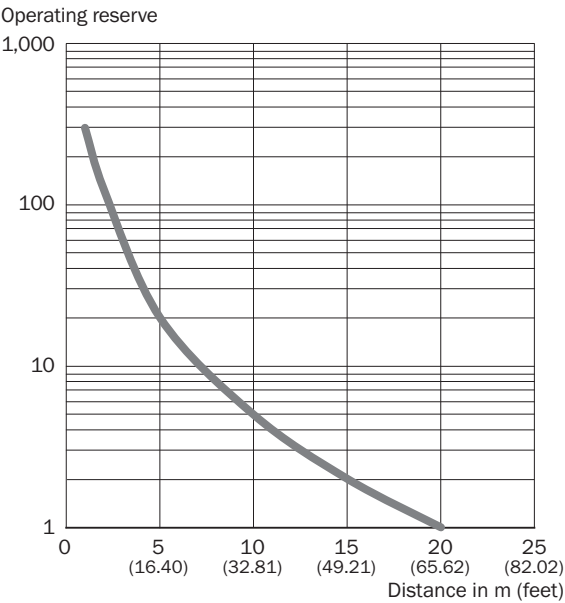
- ① LED indicator yellow: Status of received light beam
- ② LED indicator green: power on
- ③ M3 mounting hole
- ④ Snap Connection for flush ring (sold seperatly)
- ⑤ Potentiometer (if selected) or LED Indicators

| Dimensions in mm (inch)          | Receiver     |            | Sender     |            |
|----------------------------------|--------------|------------|------------|------------|
|                                  | A            | B          | C          | D          |
| HTB18 / HTF18                    | - 1.1 (0.04) | 1.1 (0.04) | 4.7 (0.19) | 0.6 (0.02) |
| HTE18 / HL18 / HSE18             | 2.5 (0.1)    | 0.0 (0.0)  | 4.0 (0.16) | 0.0 (0.0)  |
| HTB18L / HTF18L / HL18L / HSE18L | 2.5 (0.1)    | 0.0 (0.0)  | 3.5 (0.14) | 0.0 (0.0)  |

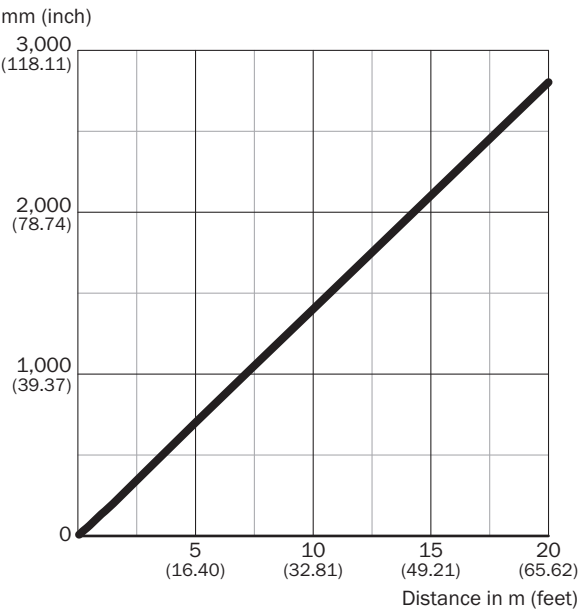
Pinouts, see table Technical data: **<b>Connection type/pinouts</b>**



Characteristic curve Infrared light



Light spot size Infrared light

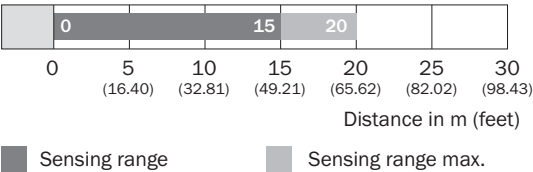


Dimensions in mm (inch)

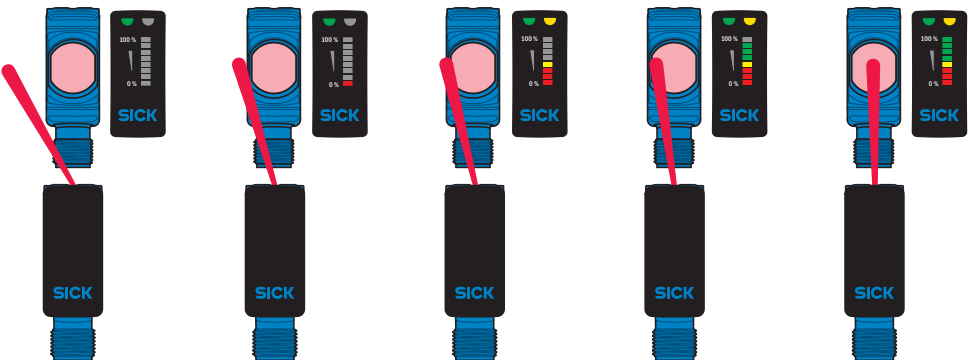
| Sensing range        | Diameter          |
|----------------------|-------------------|
| 0.5 m<br>(1.64 feet) | 65<br>(0.21)      |
| 1 m<br>(3.28 feet)   | 135<br>(5.31)     |
| 5 m<br>(16.40 feet)  | 700<br>(27.56)    |
| 20 m<br>(65.62 feet) | 2,800<br>(110.24) |

— Diameter

Sensing range diagram





Functions



Recommended accessories

Other models and accessories → [www.sick.com/H18\\_Sure\\_Sense](http://www.sick.com/H18_Sure_Sense)

|   | Brief description  | Type               | part no. |
|---|--|--------------------|----------|
| connectors and cables   |  |                    |          |
|  | <ul style="list-style-type: none"><li>• <b>Connection type head A:</b> Female connector, M12, 4-pin, straight, A-coded</li><li>• <b>Connection type head B:</b> Flying leads</li><li>• <b>Signal type:</b> Sensor/actuator cable</li><li>• <b>Cable:</b> 5 m, 4-wire, PVC</li><li>• <b>Description:</b> Sensor/actuator cable, unshielded</li><li>• <b>Application:</b> Zones with chemicals, Uncontaminated zones</li></ul> | YF2A14-050VB3XLEAX | 2096235  |
|  | <ul style="list-style-type: none"><li>• <b>Connection type head A:</b> Male connector, M12, 4-pin, straight, A-coded</li><li>• <b>Description:</b> Unshielded</li><li>• <b>Connection systems:</b> Screw-type terminals</li><li>• <b>Permitted cross-section:</b> ≤ 0.75 mm²</li></ul>   | STE-1204-G         | 6009932  |

## SICK AT A GLANCE

SICK is one of the leading manufacturers of intelligent sensors and sensor solutions for industrial applications. A unique range of products and services creates the perfect basis for controlling processes securely and efficiently, protecting individuals from accidents and preventing damage to the environment.

We have extensive experience in a wide range of industries and understand their processes and requirements. With intelligent sensors, we can deliver exactly what our customers need. In application centers in Europe, Asia and North America, system solutions are tested and optimized in accordance with customer specifications. All this makes us a reliable supplier and development partner.

Comprehensive services complete our offering: SICK LifeTime Services provide support throughout the machine life cycle and ensure safety and productivity.

For us, that is “Sensor Intelligence.”

## WORLDWIDE PRESENCE:

Contacts and other locations –[www.sick.com](http://www.sick.com)