



# HTE18-F1G1BH

H18 Sure Sense

PHOTOELECTRIC SENSORS

**SICK**  
Sensor Intelligence.



Illustration may differ



Ordering information

| Type         | part no. |
|--------------|----------|
| HTE18-F1G1BH | 1081574  |

Other models and accessories → [www.sick.com/H18\\_Sure\\_Sense](http://www.sick.com/H18_Sure_Sense)

Detailed technical data

Features

|  |                                   |
|--|-----------------------------------|
| <b>Functional principle</b>            | Photoelectric proximity sensor    |
| <b>Functional principle detail</b>     | Energetic                         |
| <b>Dimensions (W x H x D)</b>          | 16.2 mm x 45.5 mm x 31.8 mm       |
| <b>Housing design (light emission)</b> | Hybrid                            |
| <b>Thread diameter (housing)</b>       | M18                               |
| <b>Mounting system type</b>            | M18, head/side (24.1 ... 25.4 mm) |
| <b>Housing color</b>                   | Blue                              |
| <b>Sensing range max.</b>              | 5 mm ... 1,000 mm <sup>1)</sup>   |
| <b>Sensing range</b>                   | 10 mm ... 250 mm <sup>2)</sup>    |
| <b>Type of light</b>                   | Infrared light                    |
| <b>Light source</b>                    | LED <sup>3)</sup>                 |
| <b>Light spot size (distance)</b>      | 110 mm (800 mm)                   |
| <b>Wave length</b>                     | 850 nm                            |
| <b>Adjustment</b>                      |                                   |
|  | Potentiometer, right              |
|  | Potentiometer, left               |
| <b>Special features</b>                | Signal strength light bar         |

<sup>1)</sup> Object with 90% remission (based on standard white, DIN 5033).  
<sup>2)</sup> Object with 6 % reflectance (referred to standard black, DIN 5033).  
<sup>3)</sup> Average service life: 100,000 h at T<sub>U</sub> = +25 °C.

## Mechanics/electronics

|   |  |
|---|--|
| <b>Supply voltage</b>                       | 10 V DC ... 30 V DC  |
| <b>Ripple</b>                               | $< 5 V_{pp}$ <sup>1)</sup>   |
| <b>Current consumption</b>                  | $\leq 20 \text{ mA}$ <sup>2)</sup>   |
| <b>Switching output</b>                     | Push-pull: PNP/NPN   |
| <b>Output function</b>                      | Complementary  |
| <b>Switching mode</b>                       | Light/dark switching   |
| <b>Switching output detail</b>              |  |
| Switching output Q1                         | Push-pull: PNP/NPN, Light switching <sup>3)</sup>  |
| Switching output Q2                         | Push-pull: PNP/NPN, Dark switching <sup>3)</sup>   |
| <b>Output current <math>I_{\max}</math></b> | $\leq 100 \text{ mA}$  |
| <b>Response time</b>                        | $\leq 0.5 \text{ ms}$ <sup>4)</sup>  |
| <b>Switching frequency</b>                  | 1,000 Hz <sup>5)</sup>   |
| <b>Connection type</b>                      | Cable open end, 2 m  |
| <b>Cable material</b>                       | Plastic, PVC   |
| <b>Conductor cross section</b>              | 0.2 mm <sup>2</sup>  |
| <b>Circuit protection</b>                   | A <sup>6)</sup><br>B <sup>7)</sup><br>D <sup>8)</sup>  |
| <b>Protection class</b>                     | III  |
| <b>Weight</b>                               | 18 g   |
| <b>Housing material</b>                     | Plastic, VISTAL®   |
| <b>Optics material</b>                      | Plastic, PMMA  |
| <b>Enclosure rating</b>                     | IP67<br>IP69K  |
| <b>Items supplied</b>                       | Fastening nut (1x), M18, plastic, black, flat  |
| <b>Electromagnetic compatibility (EMC)</b>  | EN 60947-5-2 (The sensor complies with the Radio Safety Requirements (EMC) for the industrial sector (Radio Safety Class A). It may cause radio interference if used in a residential area.) |
| <b>Ambient operating temperature</b>        | -40 °C ... +70 °C  |
| <b>Ambient temperature, storage</b>         | -40 °C ... +75 °C  |
| <b>UL File No.</b>                          | E189383  |

<sup>1)</sup> May not fall below or exceed  $U_V$  tolerances.

<sup>2)</sup> Without signal strength light bar and load.

<sup>3)</sup> Pin 4 and pin 2: This switching output must not be connected to another output.

<sup>4)</sup> Signal transit time with resistive load.

<sup>5)</sup> With light/dark ratio 1:1.

<sup>6)</sup> A =  $V_S$  connections reverse-polarity protected.

<sup>7)</sup> B = inputs and output reverse-polarity protected.

<sup>8)</sup> D = outputs overcurrent and short-circuit protected.

## Safety-related parameters

|                         |             |
|-------------------------|-------------|
| <b>MTTF<sub>D</sub></b> | 681.6 years |
| <b>DC<sub>avg</sub></b> | 0 %         |

### Connection type/pinouts

|                               |                     |
|-------------------------------|---------------------|
| <b>Connection type</b>        | Cable open end, 2 m |
| <b>Connection type Detail</b> |                     |
| Conductor cross section       | 0.2 mm <sup>2</sup> |
| Cable material                | Plastic             |
| <b>Pinouts</b>                |                     |
| BN                            | + (L+)              |
| WH                            | Q <sub>2</sub>      |
| BU                            | - (M)               |
| BK                            | Q <sub>1</sub>      |

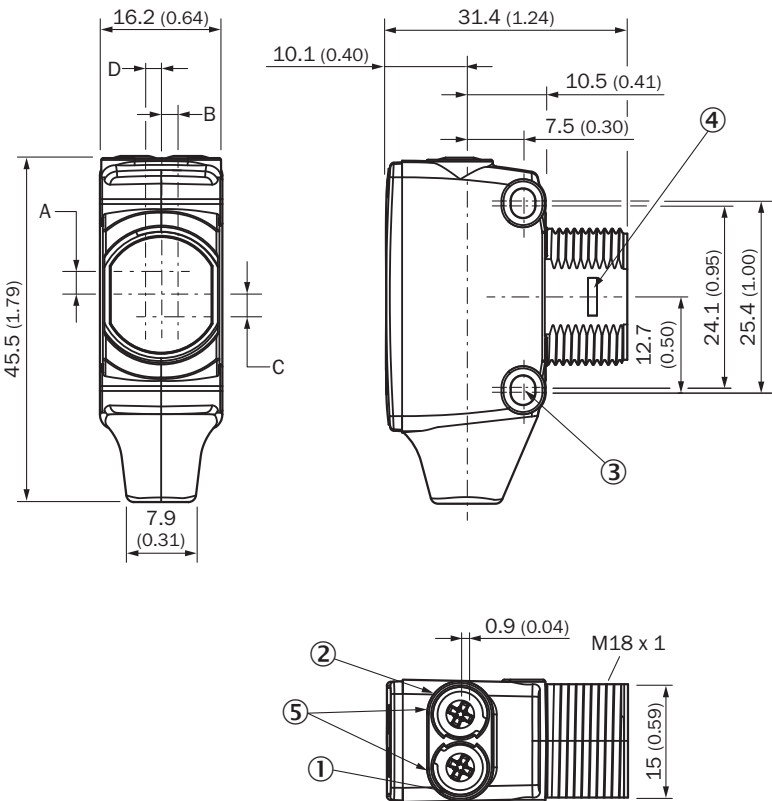
### Certificates

|   |   |
|---|---|
| <b>EU declaration of conformity</b>       | ✓ |
| <b>UK declaration of conformity</b>       | ✓ |
| <b>ACMA declaration of conformity</b>     | ✓ |
| <b>Moroccan declaration of conformity</b> | ✓ |
| <b>China-RoHS</b>                         | ✓ |
| <b>cULus certificate</b>                  | ✓ |

### Classifications

|                       |          |
|-----------------------|----------|
| <b>ECLASS 5.0</b>     | 27270903 |
| <b>ECLASS 5.1.4</b>   | 27270903 |
| <b>ECLASS 6.0</b>     | 27270903 |
| <b>ECLASS 6.2</b>     | 27270903 |
| <b>ECLASS 7.0</b>     | 27270903 |
| <b>ECLASS 8.0</b>     | 27270903 |
| <b>ECLASS 8.1</b>     | 27270903 |
| <b>ECLASS 9.0</b>     | 27270903 |
| <b>ECLASS 10.0</b>    | 27270903 |
| <b>ECLASS 11.0</b>    | 27270903 |
| <b>ECLASS 12.0</b>    | 27270903 |
| <b>ETIM 5.0</b>       | EC002719 |
| <b>ETIM 6.0</b>       | EC002719 |
| <b>ETIM 7.0</b>       | EC002719 |
| <b>ETIM 8.0</b>       | EC002719 |
| <b>UNSPSC 16.0901</b> | 39121528 |

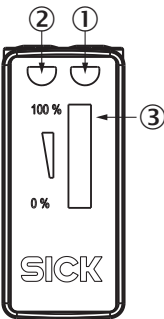
Dimensional drawing



- Dimensions in mm (inch)
- ① LED indicator yellow: Status of received light beam
  - ② LED indicator green: power on
  - ③ M3 mounting hole
  - ④ Snap Connection for flush ring (sold seperatly)
  - ⑤ Potentiometer (if selected) or LED Indicators

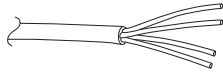
| Dimensions in mm (inch)             | Receiver     |            | Sender     |            |
|-------------------------------------|--------------|------------|------------|------------|
|                                     | A            | B          | C          | D          |
| HTB18 / HTF18                       | - 1.1 (0.04) | 1.1 (0.04) | 4.7 (0.19) | 0.6 (0.02) |
| HTE18 / HL18 / HSE18                | 2.5 (0.1)    | 0.0 (0.0)  | 4.0 (0.16) | 0.0 (0.0)  |
| HTB18L / HTF18L /<br>HL18L / HSE18L | 2.5 (0.1)    | 0.0 (0.0)  | 3.5 (0.14) | 0.0 (0.0)  |

Adjustments



- ① LED indicator yellow: Status of received light beam
- ② LED indicator green: power on
- ③ Signal strength light bar

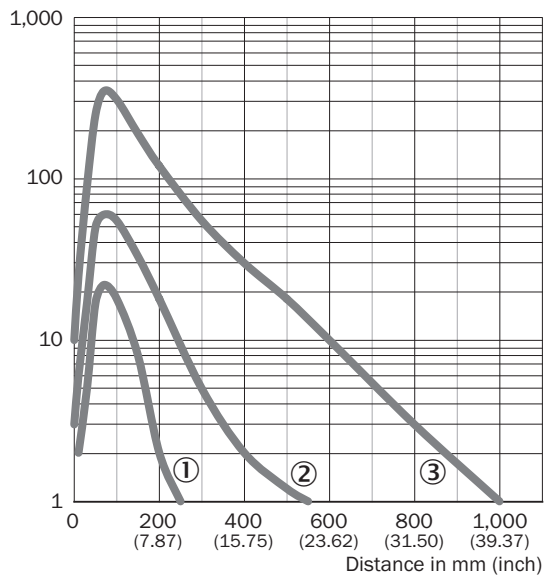
Pinouts, see table Technical data: **Connection type/pinouts**



Cable with flying leads, 4-wire, AWG26 0.15 mm<sup>2</sup>

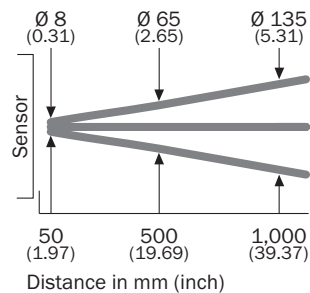
### Characteristic curve Infrared light

Operating reserve

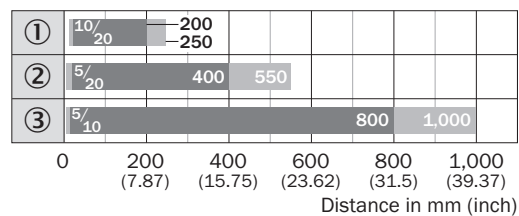


- ① Sensing range on black, 6% remission factor
- ② Sensing range on gray, 18% remission factor
- ③ Sensing range on white, 90% remission factor

### Light spot size Infrared light



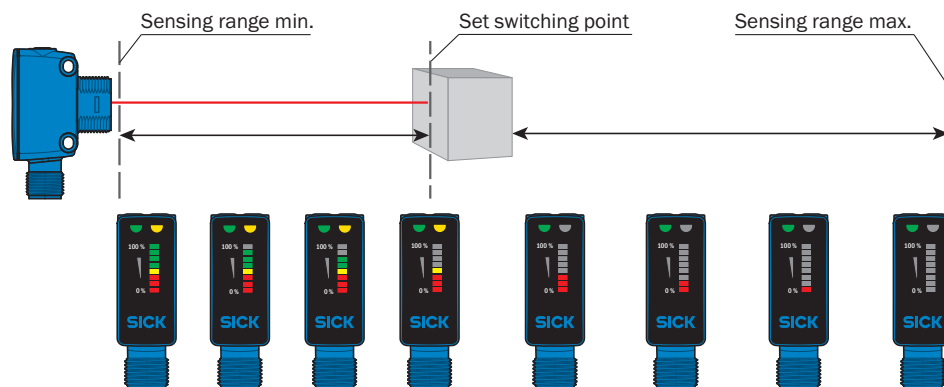
## Sensing range diagram Infrared light



■ Sensing range      ■ Sensing range max.

- ① Sensing range on black, 6% remission factor
- ② Sensing range on gray, 18% remission factor
- ③ Sensing range on white, 90% remission factor

## Functions



## SICK AT A GLANCE

SICK is one of the leading manufacturers of intelligent sensors and sensor solutions for industrial applications. A unique range of products and services creates the perfect basis for controlling processes securely and efficiently, protecting individuals from accidents and preventing damage to the environment.

We have extensive experience in a wide range of industries and understand their processes and requirements. With intelligent sensors, we can deliver exactly what our customers need. In application centers in Europe, Asia and North America, system solutions are tested and optimized in accordance with customer specifications. All this makes us a reliable supplier and development partner.

Comprehensive services complete our offering: SICK LifeTime Services provide support throughout the machine life cycle and ensure safety and productivity.

For us, that is “Sensor Intelligence.”

## WORLDWIDE PRESENCE:

Contacts and other locations –[www.sick.com](http://www.sick.com)