



UFS3-37N417

UFS

FORK SENSORS

SICK
Sensor Intelligence.



Illustration may differ



Ordering information

Type	part no.
UFS3-37N417	6075475

Other models and accessories → www.sick.com/UFS

Detailed technical data

Features

Functional principle	Ultrasonic detection principle
Dimensions (W x H x D)	20 mm x 37.4 mm x 70 mm
Housing design	Fork shaped
Fork width	2.6 mm
Fork depth	42.5 mm
Minimum detectable object (MDO)	Label size: 2 mm ¹⁾ Label gap: 1 mm ¹⁾
Label detection	✓
Adjustment	Teach-in button, cable (Teach-in, sensitivity, light/dark switching, Teach-in dynamic)
Teach-in mode	1-point teach-in 2-point teach-in Teach-in dynamic

¹⁾ Depends on the label thickness.

Interfaces

IO-Link	✓, V1.1
Data transmission rate	COM3 (230,4 kBaud)
Cycle time	4 ms
VendorID	26
DeviceID HEX	0x8002A6
DeviceID DEC	8389286
Process data length	16 Bit
Process data structure A	Bit 0 = switching signal Q _{L1}

	Bit 1 = switching signal Q_{L2} Bit 2 = switching signal Q_{Int1} Bit 3 = switching signal Q_{Int2} Bit 4 = alarm QoR Bit 5 = Teach busy Bit 6 ... 15 = measured value
Digital output	Q_1
Number	1

Electronics

Supply voltage	10 V DC ... 30 V DC ¹⁾
Ripple	< 10 % ²⁾
Current consumption	50 mA ³⁾
Switching frequency	1.1 kHz ⁴⁾
Response time	$\leq 440 \mu\text{s}$ ⁵⁾
Jitter	40 μs
Switching output	NPN
Switching output (voltage)	NPN: HIGH = V_S / LOW $\leq 3 \text{ V}$
Switching mode	Light/dark switching
Output current I_{max}	100 mA ⁶⁾
Input, teach-in (ET)	Teach: $U < 2 \text{ V}$; Run: $U = 10 \text{ V} \dots < U_V$
Initialization time	100 ms
Protection class	III ⁷⁾
Circuit protection	U_V connections, reverse polarity protected Output Q short-circuit protected Interference pulse suppression
Enclosure rating	IP65

¹⁾ Limit values, reverse-polarity protected, operation in short-circuit protected network: max. 8 A.

²⁾ May not fall below or exceed U_V tolerances.

³⁾ Without load.

⁴⁾ With light/dark ratio 1:1.

⁵⁾ Signal transit time with resistive load.

⁶⁾ Output current minimal 0.03 mA.

⁷⁾ Reference voltage DC 50 V.

Mechanics

Housing material	Zamak Glass fiber reinforced plastic
Display	LED indicator green: power on LED indicator, yellow: Status switching output Q
Connection type	Male connector M8, 4-pin
Weight	Approx. 100 g

Ambient data

Ambient operating temperature	+5 °C ... +55 °C ¹⁾
--------------------------------------	--------------------------------

¹⁾ Do not bend below 0 °C.

²⁾ The sensor complies with the Radio Safety Requirements (EMC) for the industrial sector (Radio Safety Class A). It may cause radio interference if used in a residential area.

Ambient temperature, storage	-20 °C ... +70 °C
Shock load	According to EN 60068-2-27
EMC	EN 60947-5-2 ²⁾
UL File No.	NRKH.E191603 & NRKH7.E191603

¹⁾ Do not bend below 0 °C.

²⁾ The sensor complies with the Radio Safety Requirements (EMC) for the industrial sector (Radio Safety Class A). It may cause radio interference if used in a residential area.

Connection type/pinouts

Connection type	Male connector M8, 4-pin
Pinouts	
BN 1	+ (L+)
WH 2	MF _{In/Out}
BU 3	- (M)
BK 4	Q/C

Smart Task

Smart Task name	Base logics
------------------------	-------------

Certificates

EU declaration of conformity	✓
UK declaration of conformity	✓
ACMA declaration of conformity	✓
Moroccan declaration of conformity	✓
China-RoHS	✓
cULus certificate	✓
IO-Link	✓

Classifications

ECLASS 5.0	27270909
ECLASS 5.1.4	27270909
ECLASS 6.0	27270909
ECLASS 6.2	27270909
ECLASS 7.0	27270909
ECLASS 8.0	27270909
ECLASS 8.1	27270909
ECLASS 9.0	27270909
ECLASS 10.0	27270909
ECLASS 11.0	27270909
ECLASS 12.0	27270909
ETIM 5.0	EC002720
ETIM 6.0	EC002720
ETIM 7.0	EC002720
ETIM 8.0	EC002720
UNSPSC 16.0901	39121528

Technical drawing of the SICK IME12-01B1000 sensor, showing front and side views with dimensions in mm and inches.

Front View Dimensions:

- Overall width: 70 (2.76)
- Overall height: 30.3 (1.19)
- Top left corner radius: 11 (0.43)
- Top right corner radius: 47 (1.85)
- Top right corner radius (inner): 4.2 (0.17)
- Top right corner radius (outer): 8 (0.31)
- Top right corner radius (total): 20.1 (0.79)
- Top right corner radius (total, including mounting): 31.5 (1.24)
- Top right corner radius (total, including mounting, including flange): 37.5 (1.47)
- Bottom left corner radius: 5.4 (0.21)
- Bottom left corner radius (inner): 2.7 (0.1)
- Bottom left corner radius (outer): 42.5 (1.67)
- Bottom left corner radius (total): 22.5 (0.89)
- Bottom left corner radius (total, including mounting): 6.1 (0.24)
- Bottom left corner radius (total, including mounting, including flange): 4 (0.16)

Side View Dimensions:

- Overall width: 58 (2.28)
- Overall height: 17 (0.67)
- Top left corner radius: 6 (0.24)
- Top left corner radius (inner): 6 (0.23)
- Top left corner radius (outer): 24.2 (0.95)
- Top left corner radius (total): 6.5 (0.26)
- Top left corner radius (total, including mounting): Ø 8 (0.31)

Labels and Callouts:

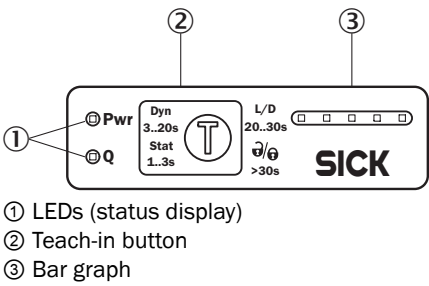
- ①: Bottom left corner radius (total, including mounting, including flange)
- ②: Bottom left corner radius (total, including mounting)
- ③: Top right corner radius (total, including mounting, including flange)
- ④: Top right corner radius (total, including mounting)
- ⑤: Top right corner radius (total, including mounting, including flange)
- ⑥: Top left corner radius (total, including mounting, including flange)
- Pwr: Power connection point
- Q: Output connection point
- T: Temperature connection point
- SICK: Manufacturer logo

- ① Fork depth
- ② Fork width
- ③ fixing hole
- ④ Detection axis
- ⑤ Connection
- ⑥ display and adjustment elements

A circle with four points labeled 1, 2, 3, and 4. Point 1 is at the top right, point 2 is at the bottom right, point 3 is at the top left, and point 4 is at the bottom left. Lines connect the labels to their respective points.


2025-08-03 09:31:05 | Data sheet
Subject to change without notice






display and adjustment elements



Recommended accessories

Other models and accessories → www.sick.com/UFS

	Brief description	Type	part no.
Mounting systems			
	<ul style="list-style-type: none">• Description: WFS mounting rod, straight, including 2 x fixing screws• Material: Steel• Details: Aluminum	BEF-M12GF-A	2059414

	Brief description	Type	part no.
network devices			
		IOLA2US-01101 (SiLink2 Master)	1061790
		SIG350-0004AP100	6076871
		SIG350-0005AP100	6076923
		SIG350-0006AP100	6076924
connectors and cables			
	<ul style="list-style-type: none"> • Connection type head A: Female connector, M8, 4-pin, straight, A-coded • Connection type head B: Flying leads • Signal type: Sensor/actuator cable • Cable: 5 m, 4-wire, PVC • Description: Sensor/actuator cable, unshielded • Application: Zones with chemicals, Uncontaminated zones 	YF8U14-050VA3XLEAX	2095889

SICK AT A GLANCE

SICK is one of the leading manufacturers of intelligent sensors and sensor solutions for industrial applications. A unique range of products and services creates the perfect basis for controlling processes securely and efficiently, protecting individuals from accidents and preventing damage to the environment.

We have extensive experience in a wide range of industries and understand their processes and requirements. With intelligent sensors, we can deliver exactly what our customers need. In application centers in Europe, Asia and North America, system solutions are tested and optimized in accordance with customer specifications. All this makes us a reliable supplier and development partner.

Comprehensive services complete our offering: SICK LifeTime Services provide support throughout the machine life cycle and ensure safety and productivity.

For us, that is “Sensor Intelligence.”

WORLDWIDE PRESENCE:

Contacts and other locations –www.sick.com