



WLL24-2X430

WLL24

FIBER-OPTIC SENSORS

SICK
Sensor Intelligence.



Illustration may differ



Ordering information

Type	part no.
WLL24-2X430	1026039

Other models and accessories → www.sick.com/WLL24

Detailed technical data

Features

Device type	Fiber-optic amplifier
Device type detail	Stand-alone
Functional principle detail	Depending on the optical fiber cable used
Sensing range max.	Depending on the optical fiber cable used
Emitted beam	
Light source	LED
Type of light	Visible red light
Key LED figures	
Normative reference	EN 62471:2008-09 IEC 62471:2006, modified
LED risk group marking	Free group
Wave length	660 nm
Average service life	100,000 h at T _a = +25 °C

Safety-related parameters

MTTF _D	257 years
DC _{avg}	0 %
T _M (mission time)	20 years

Electronics

Supply voltage U _B	5 V DC ... 15.5 V DC ¹⁾
-------------------------------	------------------------------------

¹⁾ Limit values, supply with switching amplifier EN2Ex (internal resistor approx. 1 kOhm).

²⁾ May not fall below or exceed U_V tolerances.

³⁾ With light/dark ratio 1:1.

Ripple	$\leq 0.4 V_{pp}^{2)}$
Current consumption	$\geq 2.2 \text{ mA}$
Protection class	II
Digital output	
Number	1
Type	NAMUR
Switching mode	Light switching
Signal voltage PNP HIGH/LOW	Approx. $U_B - 4 \text{ V} / 2 \text{ V}$
Signal voltage NPN HIGH/LOW	Approx. $U_B - 4 \text{ V} / 2 \text{ V}$
Circuit protection outputs	Reverse polarity protected
	Overcurrent protected
	Short-circuit protected
Response time	$\leq 10 \text{ ms}$
Switching frequency	$50 \text{ Hz}^{3)}$

¹⁾ Limit values, supply with switching amplifier EN2Ex (internal resistor approx. $1 \text{ k}\Omega$).

²⁾ May not fall below or exceed U_V tolerances.

³⁾ With light/dark ratio 1:1.

Mechanics

Housing	Rectangular
Dimensions (W x H x D)	27 mm x 87.5 mm x 74.7 mm
Connection	Male connector M12, 4-pin ¹⁾
Material	
Housing	Metal, zinc diecast
Weight	330 g

¹⁾ Connection rotatable by 90° .

Ambient data

Enclosure rating	IP65 (EN 60529)
ATEX marking	ATEX II 2G Ex ia op is IIC T4 Gb according to directive 2014/34/EU
Ex area category	2G
Ambient operating temperature	$-20^\circ \text{C} \dots +60^\circ \text{C}$
Ambient temperature, storage	$-25^\circ \text{C} \dots +70^\circ \text{C}$
Shock resistance	50 g, 11 ms (3 positive and 3 negative shocks along X, Y, Z axes, 18 total shocks (EN60068-2-27))
Vibration resistance	10 Hz ... 55 Hz (Amplitude 1 mm, 3 x 30 min (EN60068-2-6))
Air humidity	35 % ... 85 %, relative humidity (no condensation)

Certificates

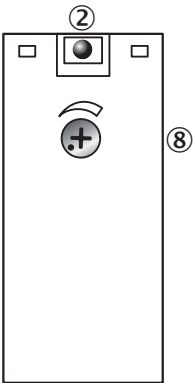
EU declaration of conformity	✓
UK declaration of conformity	✓
ACMA declaration of conformity	✓
Moroccan declaration of conformity	✓
China-RoHS	✓

CCC certificate	✓
ATEX certificate	✓
IECEx certificate	✓
Photobiological safety (DIN EN 62471) certificate	✓

Classifications

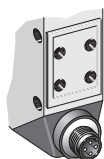
ECLASS 5.0	27270905
ECLASS 5.1.4	27270905
ECLASS 6.0	27270905
ECLASS 6.2	27270905
ECLASS 7.0	27270905
ECLASS 8.0	27270905
ECLASS 8.1	27270905
ECLASS 9.0	27270905
ECLASS 10.0	27270905
ECLASS 11.0	27270905
ECLASS 12.0	27270905
ETIM 5.0	EC002651
ETIM 6.0	EC002651
ETIM 7.0	EC002651
ETIM 8.0	EC002651
UNSPSC 16.0901	39121528

Adjustments

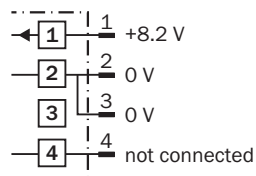


- ② LED signal strength indicator
- ⑧ sensitivity control

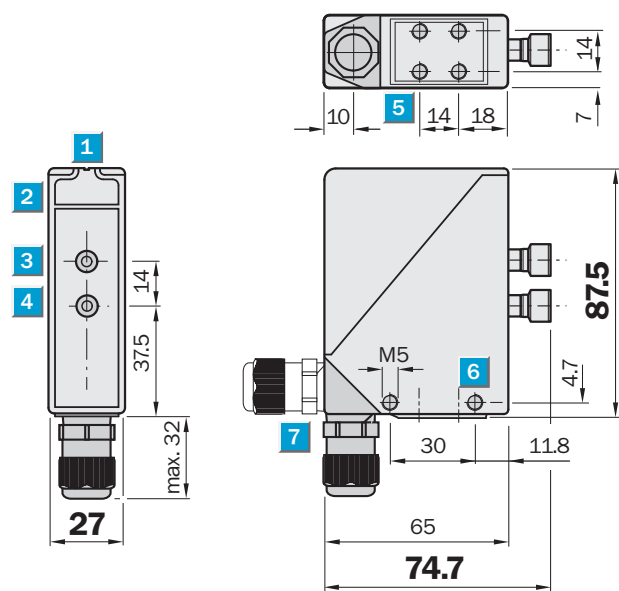
Connection type



Connection diagram Cd-122



Dimensional drawing



Dimensions in mm (inch)

- ① Alignment sight
- ② LED signal strength indicator
- ③ Center of optical axis, sender
- ④ Center of optical axis, receiver
- ⑤ M5 threaded mounting hole, 6 mm deep
- ⑥ M5 threaded mounting hole, through-hole
- ⑦ M16 screw fixing and plug rotatable by 90°

SICK AT A GLANCE

SICK is one of the leading manufacturers of intelligent sensors and sensor solutions for industrial applications. A unique range of products and services creates the perfect basis for controlling processes securely and efficiently, protecting individuals from accidents and preventing damage to the environment.

We have extensive experience in a wide range of industries and understand their processes and requirements. With intelligent sensors, we can deliver exactly what our customers need. In application centers in Europe, Asia and North America, system solutions are tested and optimized in accordance with customer specifications. All this makes us a reliable supplier and development partner.

Comprehensive services complete our offering: SICK LifeTime Services provide support throughout the machine life cycle and ensure safety and productivity.

For us, that is “Sensor Intelligence.”

WORLDWIDE PRESENCE:

Contacts and other locations –www.sick.com