




FIBER-OPTIC SENSORS

SICK
Sensor Intelligence.



Illustration may differ



Ordering information

Type	part no.
WLL80P-22THY1XZS01Z1Z1	6083598

Included in delivery: BEF-WLL180 (1)
Other models and accessories → www.sick.com/WLL80

Detailed technical data

Features

Device type		Fiber-optic amplifier
Device type detail		Stand-alone
Functional principle detail		Depending on the optical fiber cable used
Sensing range max.		Depending on the optical fiber cable used
Emitted beam	Light source	LED
	Type of light	Visible red light
Key LED figures		
Normative reference		EN 62471:2008-09 IEC 62471:2006, modified
LED risk group marking		Free group
Wave length		660 nm
Average service life		100,000 h at T _a = +25 °C
Adjustment		
Wire/pin		For deactivating the sender and executing the test logic/for setting the sensing range/for resetting the counter
Display + operating buttons		For configuring the sensor parameters
Display		
LED green		Operating indicatorStatic on: power on
LED yellow 1		Status of switching output 1Permanently on: Switching output 1 activePermanently off: Switching output 1 not activeFlashing: Executing teach-in/teach-in error
LED yellow 2		Analog output statusPermanently on: analog output activePermanently off: analog output not activeFlashing: Executing teach-in/teach-in error
Display		Display of sensor functionsMenu languages. German, English, Chinese, Korean, Japanese
Special features		Function: Load parameter set (job) via cable / Pin2
Items supplied		BEF-WLL180 mounting bracket

Safety-related parameters

MTTF_D	324.1 years
DC_{avg}	0%
T_M (mission time)	20 years

Communication interface

Analog	✓
---------------	---

Electronics

Supply voltage U_B	12 V DC ... 24 V DC ¹⁾
Ripple	± 10 % ²⁾
Current consumption	≤ 52 mA ³⁾
Protection class	III
Digital output	
Number	1
Type	Push-pull: PNP/NPN ⁴⁾
	PNP
	NPN: open collector
Switching mode	Light/dark switching
Signal voltage PNP HIGH/LOW	Approx. U _B -2.5 V / 0 V
Signal voltage NPN HIGH/LOW	Approx. U _B / < 2.5 V
Output current I _{max.}	≤ 50 mA
Circuit protection outputs	Reverse polarity protected
	Overcurrent protected
	Short-circuit protected
Response time	≤ 16 μs
	≤ 70 μs
	≤ 250 μs
	≤ 500 μs
	≤ 1,000 μs
	≤ 2,000 μs
	≤ 8,000 μs
Switching frequency	31.2 kHz ⁵⁾
	7.1 kHz
	2 kHz
	1 kHz
	500 Hz
	250 Hz
	62.5 Hz

¹⁾ Limit values.

²⁾ May not fall below or exceed U_y tolerances.

³⁾ Without load.

⁴⁾ Selectable via menu.

⁵⁾ With light/dark ratio 1:1.

	Time functions	Switch-on delay, off delay, ON and OFF delay, Impulse (one shot), Switch-on delay and pulse, deactivated
	Delay time	Adjustment via operating buttons, 0 ms ... 30,000 ms
Analog output	Number	1
	Type	4 mA ... 20 mA ($\leq 300 \Omega$) / 0 V ... 10 V ($\geq 10 \text{ k}\Omega$) / 1 V ... 5 V ($\geq 10 \text{ k}\Omega$) / switchable
	Resolution	12 bit
Digital input	Number	1
Pin/Wire assignment		
	Function of pin 4/black (BK)	Analog output Q_A (current/voltage selectable)
	Function of pin 4/black (BK) – detail	The pin 4 function of the sensor can be configured
	Function of pin 2/white (WH)	Digital output Q_1
	Function of pin 2/white (WH) – detail	The pin 2 function of the sensor can be configured

¹⁾ Limit values.

²⁾ May not fall below or exceed U_Y tolerances.

³⁾ Without load.

⁴⁾ Selectable via menu.

⁵⁾ With light/dark ratio 1:1.

Mechanics

Housing	Rectangular
Dimensions (W x H x D)	10.5 mm x 33.2 mm x 79.9 mm
Connection	Male connector M8, 4-pin
Material	
	Housing Plastic, PC
Weight	Approx. 24 g

Ambient data

Enclosure rating	IP54 (EN 60529)
Ambient operating temperature	-25 °C ... +55 °C
Ambient temperature, storage	-40 °C ... +70 °C
Typ. Ambient light immunity	Artificial light: $\leq 3,000 \text{ lx}$ Sunlight: $\leq 10,000 \text{ lx}$
Shock resistance	50 g, 11 ms (3 positive and 3 negative shocks along X, Y, Z axes, 18 total shocks (EN60068-2-27))
Vibration resistance	10 Hz ... 55 Hz (Amplitude 1 mm, 3 x 30 min (EN60068-2-6))
Air humidity	35 % ... 85 %, relative humidity (no condensation)
Electromagnetic compatibility (EMC)	EN 60947-5-2

Smart Task

Smart Task name	Counter + debouncing
Timer function	Deactivated Switch-on delay Off delay ON and OFF delay Impulse (one shot) Switch-on delay and pulse

Inverter	Yes
Switching signal	
Switching signal Q _{L1}	Switching output
Switching signal Q _{L2}	Switching output

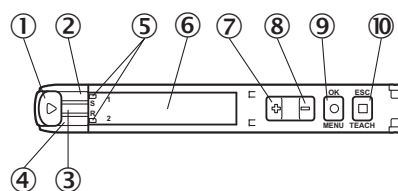
Certificates

EU declaration of conformity	✓
UK declaration of conformity	✓
ACMA declaration of conformity	✓
Moroccan declaration of conformity	✓
China-RoHS	✓
cULus certificate	✓
Photobiological safety (DIN EN 62471) certificate	✓

Classifications

ECLASS 5.0	27270905
ECLASS 5.1.4	27270905
ECLASS 6.0	27270905
ECLASS 6.2	27270905
ECLASS 7.0	27270905
ECLASS 8.0	27270905
ECLASS 8.1	27270905
ECLASS 9.0	27270905
ECLASS 10.0	27270905
ECLASS 11.0	27270905
ECLASS 12.0	27270905
ETIM 5.0	EC002651
ETIM 6.0	EC002651
ETIM 7.0	EC002651
ETIM 8.0	EC002651
UNSPSC 16.0901	39121528

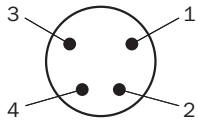
display and adjustment elements



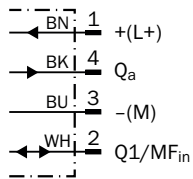
- ① Fiber optic interlock
- ② LED yellow 1
- ③ LED green

- ④ LED yellow 2
- ⑤ Indicator for correctly inserted fibers
- ⑥ Display
- ⑦ (+) button
- ⑧ (-) pushbutton
- ⑨ Menu/OK pushbutton
- ⑩ Teach-in/escape pushbutton

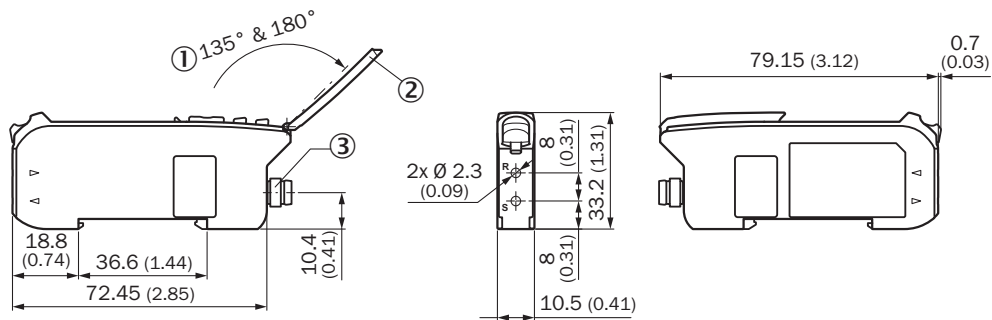
Connection type Male connector M8, 4-pin



Connection diagram Cd-540



Dimensional drawing




Dimensions in mm (inch)

- ① aperture angle
- ② Hinged cover for the pushbuttons
- ③ Connection

Recommended accessories

Other models and accessories → www.sick.com/WLL80

	Brief description	Type	part no.
fiber-optic sensors			
	<ul style="list-style-type: none">• For fiber optic amplifiers: WLL80, WLL180, GLL170(T)• Functional principle: Proximity system• Fiber length: 2,000 mm• Thread diameter (housing): M3• Fiber material: Plastic• Jacket material: Plastic• Fiber head material: Stainless steel• Included with delivery: Mounting, 2 x M3 hexagon nut, 2 x washer, adapter sleeves, BF-WLL160-13 (1.3 mm) adapter sleeves, FC fiber cutter (5304141)	LL3-DT01	5308076

SICK AT A GLANCE

SICK is one of the leading manufacturers of intelligent sensors and sensor solutions for industrial applications. A unique range of products and services creates the perfect basis for controlling processes securely and efficiently, protecting individuals from accidents and preventing damage to the environment.

We have extensive experience in a wide range of industries and understand their processes and requirements. With intelligent sensors, we can deliver exactly what our customers need. In application centers in Europe, Asia and North America, system solutions are tested and optimized in accordance with customer specifications. All this makes us a reliable supplier and development partner.

Comprehensive services complete our offering: SICK LifeTime Services provide support throughout the machine life cycle and ensure safety and productivity.

For us, that is “Sensor Intelligence.”

WORLDWIDE PRESENCE:

Contacts and other locations –www.sick.com