



CONNECT AND PROTECT

Varistar Containment

Cabinets – VARISTAR containment

OVERVIEW

MAIN CATALOG

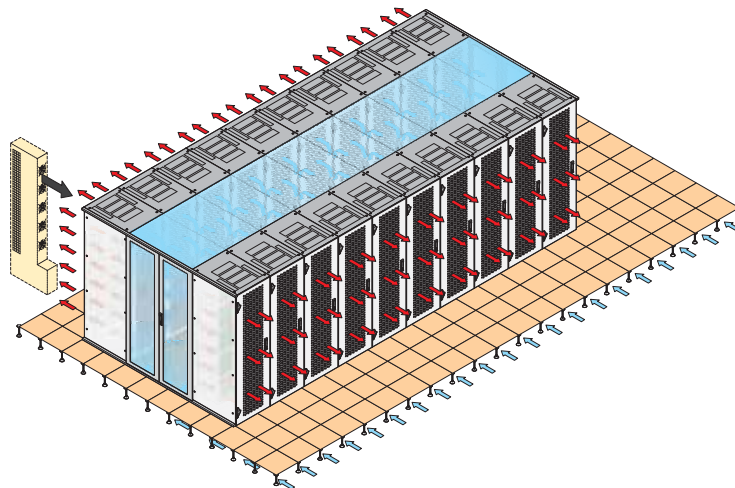
Cabinets	1
Wall mounted cases	2
Accessories for cabinets and wall mounted cases . .	3
Climate control . .	4
Electronics cases	5
Sub racks/ 19" chassis	6
Front panels, plug-in units	7
Systems	8
Power supply units	9
Backplanes	10
Connectors, front panel component system	11
Appendix	12



01012006

THE SCHROFF CONTAINMENT SYSTEM LETS YOU CREATE CONTAINMENT INSTALLATIONS WITHOUT PROBLEMS. INCREASE EFFICIENCY AND CUT ENERGY COSTS

- Consistent separation of cold and hot air
- Overpressure in the containment: Blow-in temperature of air conditioner is almost the same as the temperature in front of the servers
- No temperature layering in front of the 19" plane inside the containment
- No subcooling: possibilities to optimize temperature in data centres
- Higher packing density per cabinet is possible with the same climate control elements
- Low investment with short ROI - no maintenance costs



Cold aisle containment

Cabinets – VARISTAR containment

OVERVIEW

CONTAINMENT OF VARISTAR CABINETS

- Modular standard components enable flexible adaptation to the requirements of your IT
- Base system simple to combine and modify
- Minimal investment risk thanks to completely matched climate control system
- Short implementation time with minimum outlay

Overview 1.202

VARISTAR Platform.
..... 1.4
Dimensions 1.8

Containment
system 1.204

Doors
Swing doors 1.205
Sliding doors,
mechanical,
Touch variant 1.205
Sliding door,
electronic 1.207

Top covers
Top cover
elements 1.208

Air partitioning . 1.211

VARISTAR
Electronics 1.10
VARISTAR
EMC 1.54
VARISTAR
Seismic 1.84
VARISTAR
Datacom and
Networking
Technology 1.124
VARISTAR
Air/water heat
exchangers 1.224

VARISTAR CONTAINMENT SYSTEM

- Preconfigured containment solution from modular standard components (consisting of 6 Varistar server cabinets, RAL 7021, height 2000 mm, width 800 mm, depth 1200 mm) including containment components; containment aisle width 1200 mm)
- Simple to expand or to use as the configuration basis for your individual containment solution
- Can be delivered in 10 working days



01014007

DOORS

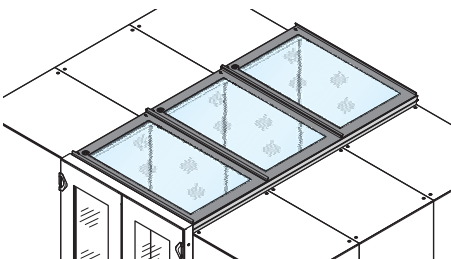
- Standard solutions for 2000 mm and 2200 mm high cabinets
- Swing doors
- Sliding doors
 - Mechanical
 - Electronic



01012073

TOP COVERS

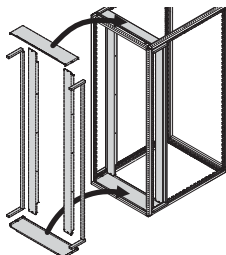
- Standard solutions for aisle width 1200 mm
- For 600 mm and 800 mm wide cabinets
- Integration of cabinets with other dimensions (heights)
- Free aisle height can be raised by 84 mm



01012074

AIR PARTITIONING

- For server and network cabinets
- For cabinets with different widths and recessed 19" planes
- Solid covers with cable ducting or cable routing (cable fingers, cable channels)
- Halogen-free gasketing UL 94 HF-1



01012055

SERVICEPLUS

- e.g. set-up service and commissioning
- e.g. custom modifications and developments
- e.g. free combination of components

Cabinets – VARISTAR containment

VARISTAR CONTAINMENT SYSTEMS



01014007



01012073

Sliding containment door,
mechanical, touch



01012070

Swing containment door

- Preconfigured containment solutions from modular standard components
- Simple to expand or to use as the configuration basis for your individual containment solution
- Consists of 6 Varistar server cabinets (height 2000 mm, width 800 mm, depth 1200 mm) including containment components
- Containment aisle width 1200 mm, all components in RAL 7021
- Can be delivered in 10 working days

DELIVERY INCLUDES

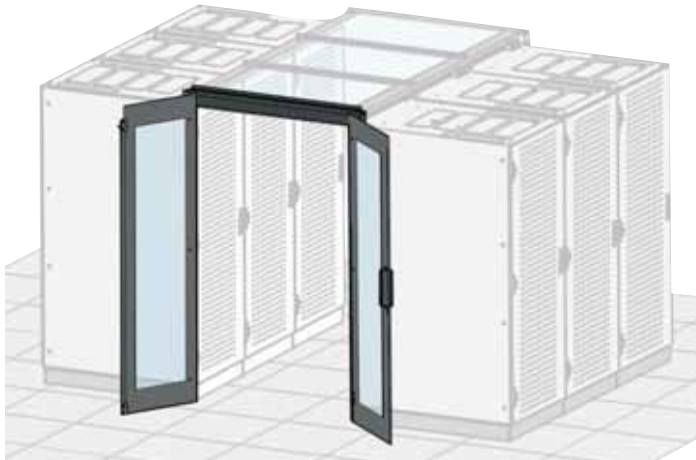
Item	Qty	Description
1	6	Welded basic frame, Slim-Line, St profile, zinc-plated, powder-coated, RAL 7021
2	24	Adjustable foot
3	6	Flat top cover, raised, St, RAL 7021, cutouts for brush strip mounting
4	12	Brush strip for cable entry to flat top cover
5	6	Front door, St, RAL 7021, with 180° hinges and perforation, 3-point locking and lever handle
6	6	Rear door, double door, St, RAL 7021, with 180° hinges and perforation, 3-point locking and lever handle
7	24	Cross member, RAL 7021, to accept 19" panel/slide mounts
8	24	19" panel/slide mounts, RAL 7021, mounted at 75 mm intervals
9	12	Air baffle, St, RAL 7021, with brush strip for cable ducting
10	24	Central C rail for lateral cable routing in cabinet
11	48	Steel cable bracket
12	4	Side panel, screw-fixed, for aisle closure, St, RAL 7021
13	1	Sliding containment doors, mechanical, Al extruded frame, 10 mm laminated safety glass, sliding mechanism and rail, fixing materials kit
14	1	Swing containment doors, St frame, 1.5 mm, with 6 mm single pane safety glass and 180° hinges
15	1	Top containment covers, frame St, 2 mm, RAL 7021, 7 mm laminated safety glass, length 1200 mm
16	6	Fixing materials for top cover universal profile
17	2	Top cover universal profile, Al, length 2400 mm, RAL 7021
18	4	Side-by-side mounting kit for cabinets
19	1	Containment gasketing kit
20	1	Separator for adjustable cabinet foot

ORDER INFORMATION

Description	Part no.
Varistar Containment Systems	10130-250

Cabinets – VARISTAR containment

SWING DOORS



01012070

- Suitable for 2000 and 2200 mm high cabinets
- Double doors suitable for an aisle width of 1200 mm
- 2 colours
 - Black grey (RAL 7021)
 - Light grey (RAL 7035)

DELIVERY COMPRISES

Item	Qty	Description
1	2	Frame St, 1.5 mm; with single pane safety glass 6 mm and 180° hinge, 2-point magnetic locking on main door, bolt on side door to lock into the floor
2	1	Fixing material kit (for cabinet side)

ORDER INFORMATION

Description	Colour	Part no.
Swing doors	RAL 7021	21130-583
Swing doors	RAL 7035	22130-583


Accessories

Door locking PU 1 pieces	23130-437
Door cover mask for unequal aisle heights	Page 1.216

NOTE

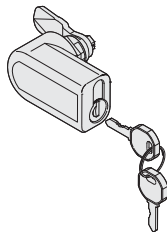
- Please order suitable door cover masks (above the door) separately
- Optional lever handle with lock on request

Accessories



01012068

Door cover mask

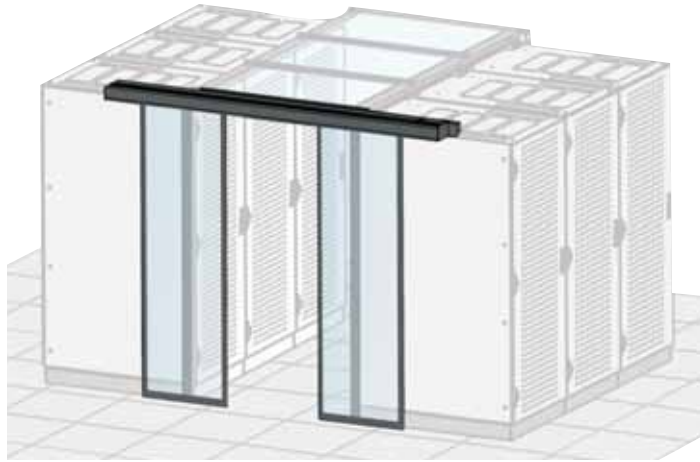


01012060

Lock

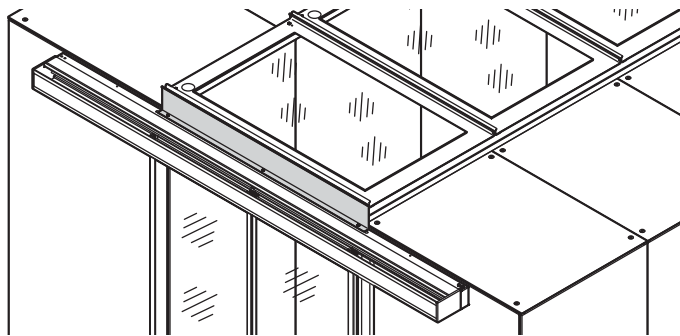
Cabinets – VARISTAR containment

SLIDING DOOR, MECHANICAL, TOUCH VARIANT



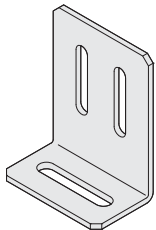
01012073

Accessories



01012067

Door cover mask



01012059

Assembly kit

- Suitable for 2000 and 2200 mm high cabinets
- Doors open symmetrically (both wings open at same time); door catch with magnet (door stays open); closes automatically when lightly tapped
- Double doors suitable for an aisle width of 1200 mm
- Colour black grey (RAL 7021)

DELIVERY COMPRISES

Item	Qty	Description
1	2	Sliding door, frame Al extrusion; laminated safety glass 10 mm, sliding gear
2	1	Slide rail with front trim
3	1	Fixing material kit (for cabinet side)

ORDER INFORMATION

Description	Part no.
Sliding door, mechanical, Touch variant version	21130-060

Accessories

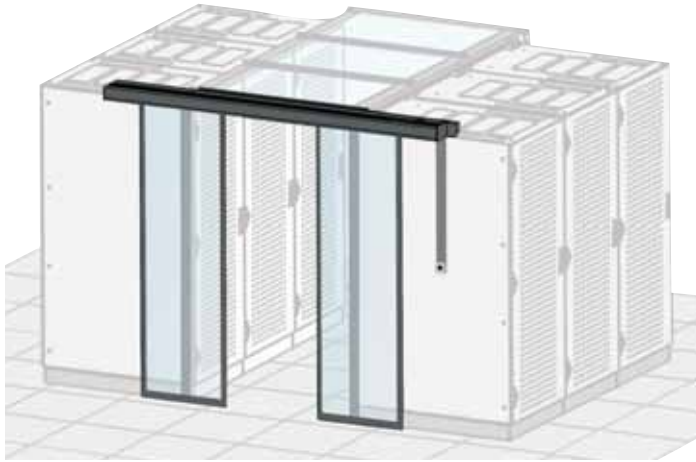
Reed contact 1 piece	60130-065
Door seal cover for various aisle heights	Page 1.217

NOTE

- Please order suitable door cover maskSs (above the door) separately

Cabinets – VARISTAR containment

SLIDING DOOR, ELECTRONIC




01012072

- Suitable for 2000 and 2200 mm high cabinets
- Door is opened/closed using a button (outside and inside); manually in case of power failure
- Double doors suitable for an aisle width of 1200 mm
- Colour black grey (RAL 7021)
- Optional door activation with motion sensor or operator unit with access control

DELIVERY COMPRISES


Item	Qty	Description
1	2	Sliding door, frame Al extrusion; laminated safety glass 10 mm, door sliding gear, connector cable and button to operate door
2	1	Slide rail with front trim
3	1	Fixing material kit (for cabinet side)



01010066

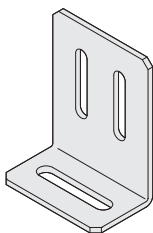
Optional door opening with motion sensor

Accessories



01012069

Door cover mask



01012059

Assembly kit

ORDER INFORMATION

Description	Part no.
Sliding door, electronic	21130-073
Accessories	
Reed contact 1 piece	60130-065
Battery pack 1 piece	60130-066
Motion detector 1 piece	60130-067
Door seal cover for various aisle heights	Page 1.218

NOTE

- Please order suitable door cover masks (above the door) separately
- An assembly kit is required for cabinet height 2200 mm with base/plinth, please order separately
- The door system must be maintained and inspected regularly

Cabinets – VARISTAR containment

TOP COVER ELEMENTS



01008024

- Suitable for an aisle width of 1200 mm
- Top cover with safety glass (VSG)
- For cabinet widths 600 and 800 mm
- A top cover profile can raise the aisle height by 84 mm; please order separately
- Top cover can be removed from inside (allows access to lighting and facilitates maintenance works)

DELIVERY COMPRISES

Item	Qty	Description
1	1	Frame St, 2 mm, RAL 7021; safety glass (VSG) 7 mm, length 1200 mm
2	1	Fixing material kit

ORDER INFORMATION

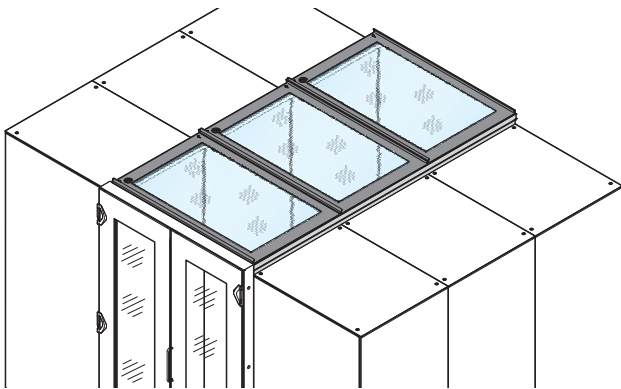
Description	For cabinet width mm	Part no.
Top cover elements	600	21130-588
Top cover elements	800	21130-589

Accessories

Top cover profile Length 2400 mm, PU 2 pieces	21130-594
Assembly kit bracket for top cover raising profile, PU 6 pieces	23130-433

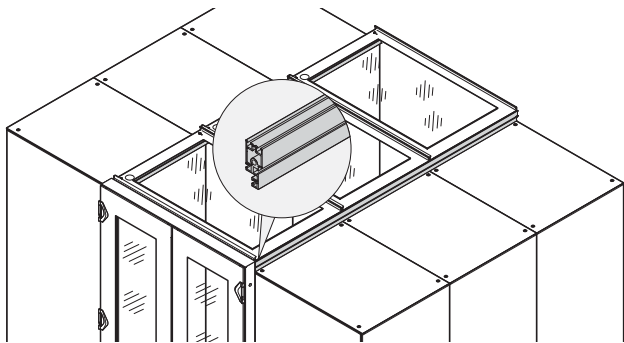
NOTE

- Where a mechanical sliding door is used, the top cover directly beside the door must be 100 mm narrower, see page 1.205



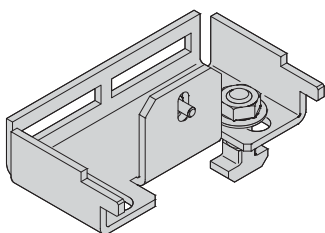
01012074

UNIVERSAL PROFILE TO RAISE TOP COVER



01012051

Application with raised top covers



01012052

Accessory: Assembly kit to mount universal top cover profile

- The top cover elements can be raised by 84 mm using a profile
- Integration of cabinets with other dimensions
- The profile has a T-groove on the inside that allows lamps, sensors, etc, to be mounted easily

DELIVERY COMPRISES

Item	Qty	Description
1	2	Al extrusion, RAL 7021, length 2400 mm

ORDER INFORMATION

Description	Part no.
Universal top cover profile, height 84 mm	21130-594

Accessories


Assembly kit Bracket for universal top cover profile, PU 6 pieces	23130-433
--	-----------

NOTE

- To mount a profile, an assembly kit (2 pieces) is required; please order separately

Cabinets – VARISTAR containment

AUTOMATIC ENCLOSURE TOP COVERS



01017054



01017053

- Automatic containment top covers open automatically in the event of fire so that the sprinkler systems installed above the containment top cover can put out the fire. In normal operation, the top covers are kept closed by electromagnets and open when the floating contact of the fire detection system is opened
- Suitable for an aisle width of 1200 mm
- For cabinet widths of 600 or 800 mm
- Top cover with safety glass, 7 mm
- With the universal top cover profile, the aisle height can be increased by 84 mm; please order separately
- The top cover can be removed from the inside. When opened, the top cover provides access to lighting and sprinkler systems above the containment system for maintenance work
- Please order the control unit, which can be used to control up to 12 automatic top covers, separately
- A 24 V_{DC} power supply unit is required to operate the system. Please order separately

DELIVERY INCLUDES

Item	Qty.	Description
1	1	Frame, St, 2 mm, RAL 7021; 7 mm laminated safety glass, length 1200 mm, electromagnet with 1200 mm connection cable
2	1	T-shaped connecting plug
3	1	Fixing materials kit

ORDER INFORMATION

Description	Part no.
Automatic containment top cover, width 600 mm	21130-592
Automatic containment top cover, width 800 mm	21130-593
Accessories	
Raised top cover Length 2400 mm, PU 2 pieces	21130-594
Assembly kit	23130-433
Bracket for universal top cover profile, PU 6 pieces	23130-205
Control unit for automatic top covers 1 set	23130-205
Power supply for control unit For power distribution of up to 12 automatic top covers, input 100 to 240 V _{AC} , output: 24 V _{DC} , 40 W, 1 piece	23130-227
Connecting/extension cable, 1 m	23130-206
Connecting/extension cable, 2 m	23130-207
Connecting/extension cable, 5 m	23130-226

CONTROL UNIT FOR AUTOMATIC TOP COVERS



01017002

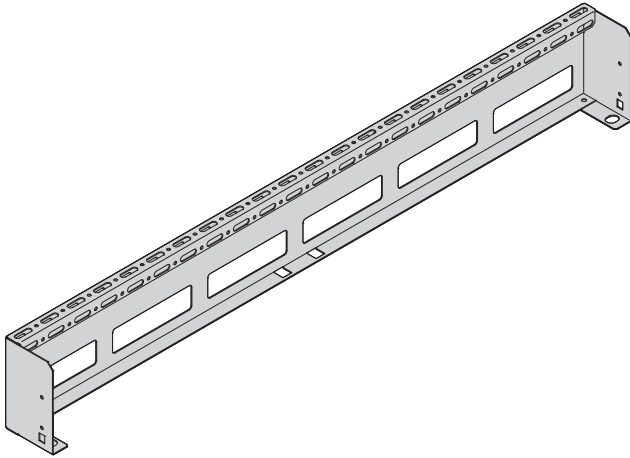
- Control unit for up to 12 automatic top covers
- Inputs:
 - External 24 V_{DC} power supply unit required, please order separately
 - 2 floating contacts for connecting to a fire detection system and another opening/test button
- Output: 24 V_{DC} connection for the control and voltage supply of up to 12 automatic enclosure top covers, which can be connected in series

ORDER INFORMATION

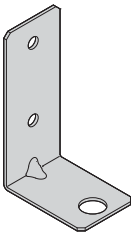
Description	Part no.
Control unit for automatic top covers	23130-205

Cabinets – VARISTAR containment

ADAPTORS FOR CABLE ROUTING



01012075



01012076

Mounting bracket for cable route adaptor

- Suitable for VARISTAR cabinets and all common cable panel systems

DELIVERY COMPRISES

Item	Qty	Description
1	2	St profile, RAL 7021

ORDER INFORMATION

Description	For cabinet depth mm	Part no.
Cable route adaptor	1000	21130-596
Cable route adaptor	1200	21130-597

Accessories

Mounting bracket for cable route adaptor	21130-598
Bracket, St, PU 2 pieces	

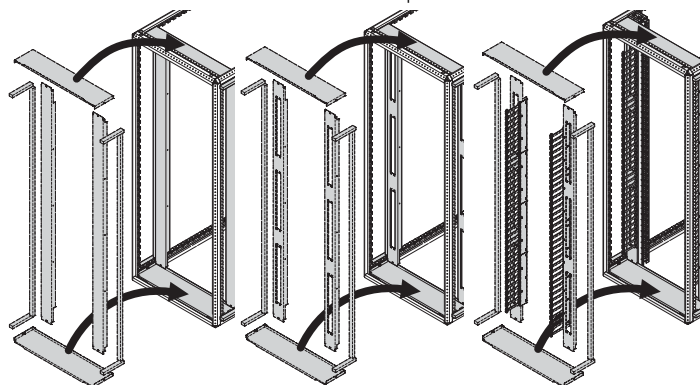
NOTE

- Mounting bracket for cable route adaptor is required for containment without universal top cover profile

Cabinets – VARISTAR containment

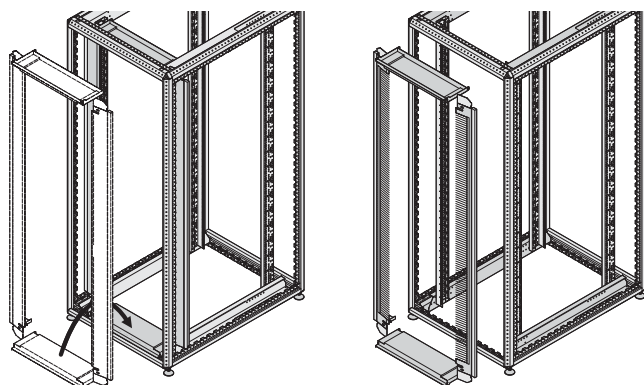
COVERS

Covers for 800 mm wide cabinets with adapter bracket for reduced width



Covers solid, width 800 mm
Cover with lateral cut-outs
Cover with cable finger/cable channel

Covers for 800 mm wide cabinets with cross member



Covers, width 800 mm
Cover with lateral cut-outs

- All around the front, covers prevent unwanted air short-circuits, i.e. the mixture of warm exhaust air with cold inbound air
- For cabinet width 600 or 800 mm, for cabinet height 42 or 47 U
- Versions for installation with adapter bracket for reduced width or cross member
 - Solid covers
 - Covers for 800 mm wide cabinets with cut-outs for cable routing
 - Covers with vertical cable fingers for 800 mm wide cabinets
 - Cable routing with cable channel (hinged cover at front) for 800 mm wide cabinets
- Suitable divider plates are available for 19" planes mounted with recess (70, 145, 220 mm)
- Network and server cabinets can be arranged side by side
- Gaskets, UL 94 HF-1, -20 °C ... 100° C

DELIVERY COMPRISES

Item	Qty	Description
1a	2	Cover, St, 1 mm, RAL 7021, left/right (at 600 mm width only gaskets instead of covers)
2	1	Cover, top, St, 1 mm, RAL 7021
3	1	Cover, bottom, St, 1 mm, RAL 7021
4	1	Fixing material kit, gaskets, user manual

ORDER INFORMATION

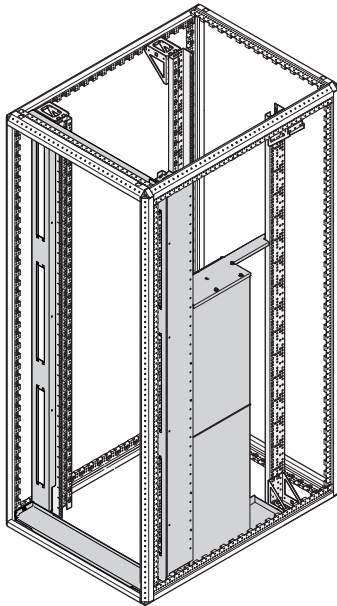
Height	Covers for front air separation		For 600 mm wide cabinets	For 800 mm wide cabinets with adapter bracket for reduced width				For 800 mm wide cabinets with cross member	
	U	mm	Part No.	Solid cover Part No.	Cover with lateral cut-outs for cables Part No.	Cover with cable fingers Part No.	Cover with cable panels Part No.	Solid cover Part No.	Cover with lateral cut-outs for cables Part No.
42	2000	for 70 mm recessed 19" plane	21130-624	21130-627	21130-629	–	–	23130-550	23130-558
42	2000	for 145 mm recessed 19" plane	21130-618	21130-631	21130-620	–	–	23130-550	23130-558
42	2000	for 220 mm recessed 19" plane	21130-622	21130-633	21130-623	21130-636	21130-638	23130-550	23130-558
47	2200	for 70 mm recessed 19" plane	21130-625	21130-628	21130-630	–	–	23130-551	23130-559
47	2200	for 145 mm recessed 19" plane	21130-619	21130-632	21130-621	–	–	23130-551	23130-559
47	2200	for 220 mm recessed 19" plane	21130-626	21130-634	21130-635	21130-637	21130-639	23130-551	23130-559

Accessories

Lateral 19" baffle plates for 42 U cabinets, for lateral termination in depth of 70 mm, PU 1 piece	21130-640
Lateral 19" baffle plates for 42 U cabinets, for lateral termination in depth of 145 mm, PU 1 piece	21130-642
Lateral 19" baffle plates for 47 U cabinets, for lateral termination in depth of 70 mm, PU 1 piece	21130-641
Lateral 19" baffle plates for 47 U cabinets, for lateral termination in depth of 145 mm, PU 1 piece	21130-643
Brush strip for closing the open cable through-ducting opening, 1 U, black, PU 6 pieces	23130-153
Clip-on 19" plastic front panels to close the open cable through-ducting opening of the lateral cladding parts, 1 U, black, PU 10 pieces	D19BPT1RU

Cabinets – VARISTAR containment

BASIC KIT FOR SIDE-TO-SIDE-COOLED SWITCHES



01013067

- Basic kit to divide the 19" plane in the front part of the cabinet and to accept side trims for switches
- For 800 mm wide VARISTAR cabinets
- with 145 mm recessed 19" plane
- Right front bezel with 5 x air inlets; air inlets that are not required can be closed with easy-to-cut gasketing material
- Left front bezel for back-to-back cabling with 3 x 19"/1 U cut-outs (please order brush strips and filler panels separately)
- Kit can also be retrofitted to cabinets already installed in rows

DELIVERY INCLUDES

Item	Qty	Description
1	2	Front frame, St, 1 mm, RAL 7021 (for top and bottom)
2	1	Cover, left, St, 1 mm, RAL 7021 (3 openings)
3	1	Cover, right, St, 1 mm, RAL 7021 (5 openings)
4	1	Base, St, 1 mm, AlZn, for Cisco side trim
5	1	Top cover, St, 1 mm, AlZn, for Cisco side trim
6	6	Gasketing (can be cut as required for air inlets)
7	1	Fixing materials kit, gasketing, user manual

ORDER INFORMATION

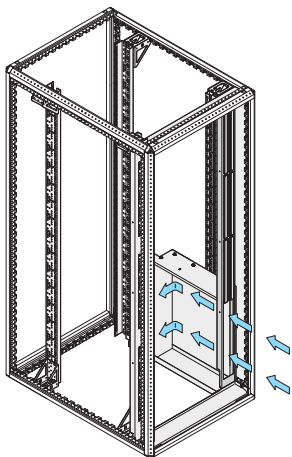
For cabinet height		For cabinet width	Part no.
U	mm	mm	
42	2000	800	21130-646
47	2200	800	21130-647

Accessories

Side trims for Cisco switches for Cisco Switch 4503, side trim AlZn, 1 mm, 1 kit	23130-490
Side trims for Cisco switches for Cisco Switch 4506, side trim AlZn, 1 mm, 1 kit	23130-491
Side trims for Cisco switches for Cisco Switch 4507, side trim AlZn, 1 mm, 1 kit	23130-492
Side trims for Cisco switches for Cisco Switch 4510, side trim AlZn, 1 mm, 1 kit	23130-493
Side trims for Cisco switches for Cisco Switch 6506, side trim AlZn, 1 mm, 1 kit	23130-494
Side trims for Cisco switches for Cisco Switch 6509, side trim AlZn, 1 mm, 1 kit	23130-495
Side trims for Cisco switches for Cisco Switch 6510, side trim AlZn, 1 mm, 1 kit	23130-496
Clip-on 19" plastic front panels to close the open cable through-ducting opening of the lateral cladding parts 1 U, black, PU 10 pieces	D19BPT1RU
Brush strip for closing the open cable through-ducting opening 1 U, black, PU 6 pieces	23130-153

NOTE

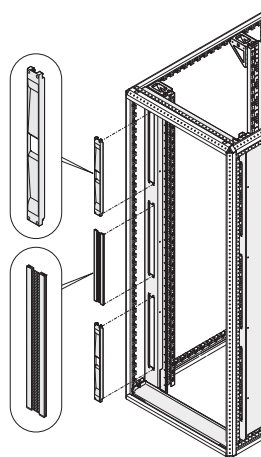
- Please order appropriate quantity and suitable Cisco switch side trims separately
- Cover for lateral cable through-ducting openings (please order brush strip and 19" front panel separately)



Cisco switches side trims

01013066

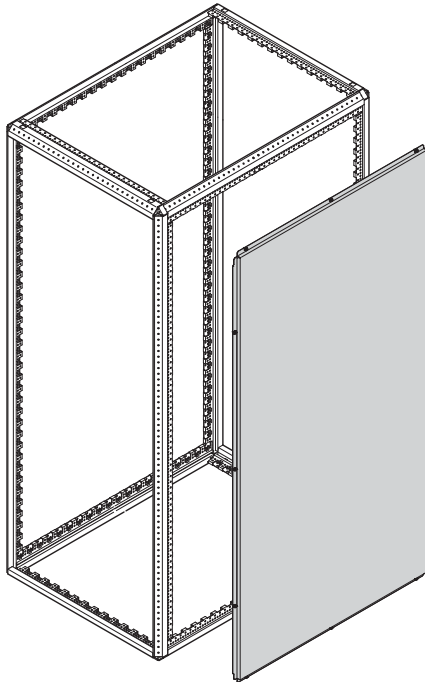
19" plastic front panels, brush strips to close cable ducting openings



01013060

Cabinets – VARISTAR containment

SEPARATING WALLS



- Where cabinets are arranged in rows the separating wall replaces the cabinet side wall
- Mounts laterally, prevents unauthorised access
- For cabinet height 42 or 47 U and cabinet depth 1000 mm or 1200 mm

DELIVERY COMPRISES

Item	Qty	Description
1	1	Separating wall, St, 1 mm, finish AlZn
2	1	Fixing material kit, user manual

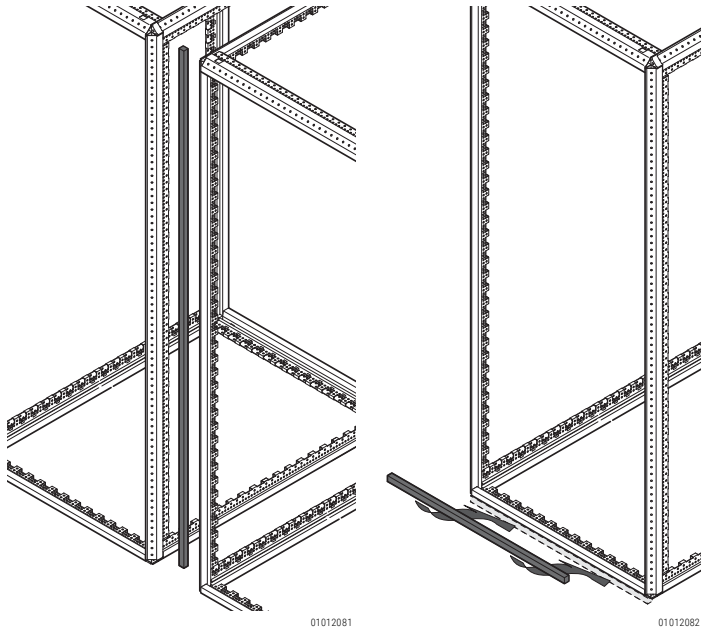
ORDER INFORMATION

For cabinet height U	For cabinet depth mm	Part no.
42	1000	23130-480
42	1200	23130-481
47	1000	23130-484
47	1200	23130-485

01012058

Cabinets – VARISTAR containment

GASKETING



Vertical gasket

Horizontal gasket

- Gasketing kits to seal front against air short-circuits

DELIVERY COMPRISES

Item	Qty	Description
1	1	Gasket, halogen-free
2	1	User manual

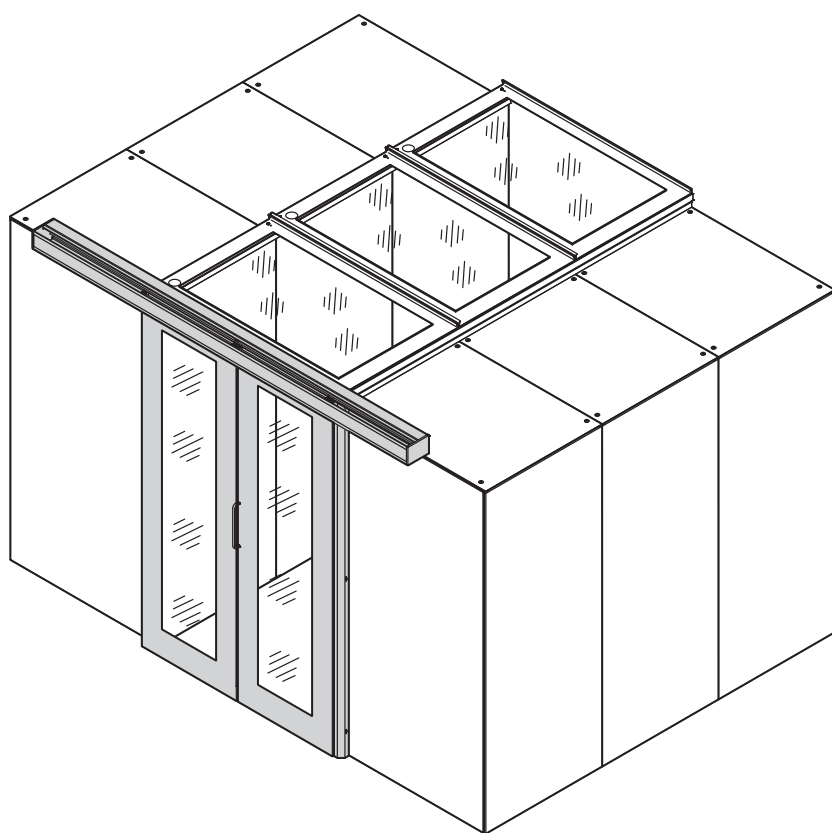
ORDER INFORMATION

Description	Length mm	Part no.
Vertical gasket for vertical sealing between 10 cabinets	3000	23130-475
Horizontal gasket for two 600 mm wide cabinets with adjustable feet	1200	23130-477
Horizontal gasket for two 800 mm wide cabinets with adjustable feet	1600	23130-478

Cabinets – Varistar ServicePLUS containment

CONFIGURATION AID FOR AISLE CONTAINMENT

- For cabinet rows
 - Cabinet height 2000 and 2200 mm
 - Aisle width 1200 mm
 - Cabinet width 600 mm and 800 mm
- Colour RAL 7021, swing door also in RAL 7035
- Configure your containment system from individual components
- Once you have selected the desired cabinet containment height, the row number (first column of the configuration tables) guides you through all subsequent configurations pages that apply to these dimensions (see example below)
- Assembly on request



01012065

Example 6 cabinet containment cells (here: row 6)


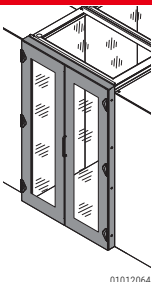
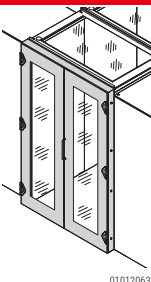
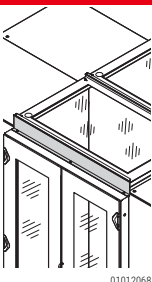
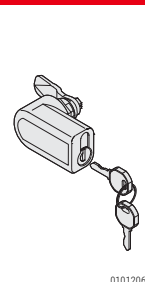
Qty	Description	Order no.
6	Side-to-side cabinet, 47 U, 2200 mm high, 800 mm wide, 1200 mm deep, with front and rear door, RAL 7021, 1 piece (see chapter VARISTAR data/network systems)	10130-233
2	Side panel screw fixed, height 47 U - 2200 mm, for cabinet depth 1200 mm, RAL 7021, PU 2 pieces (see chapter VARISTAR data/network systems)	22130-537
1	Sliding door, mechanical, for cabinet height 2200 mm, aisle height 2102 mm, with adjustable foot + top cover raising element, 1 piece	21130-060
1	Door cover mask to equalize aisle height, 1 piece	21130-612
3	Top cover, for cabinet width 800 mm, aisle width 1200 mm, 1 piece	21130-589
1	Universal top cover profile, length 2400 mm, height 84 mm, PU 2 pieces	21130-594
1	Assembly kit for universal top cover profile, PU 6 pieces	23130-433
5	Cover, for lateral termination, 70 mm recessed, PU 1 kit	21130-638
5	Cover with lateral cutouts, by 145 mm recessed 19" plane, PU 1 kit	21130-632
2	Cover for lateral termination, depth-offset 70 mm, 1 piece	21130-643
..

	Page
Folding doors	1.216
Sliding door (touch), mechanical	1.217
Automatic sliding doors	1.218
Top covers	1.219
Cable panel adapter, covers beside 19" plane, solid	1.221
Covers beside 19" plane, 800 mm, with adapter bracket for reduced width	1.222
Covers with cable ducting, cable finger, cable channel	1.223
Cover for various 19" installation depth, separating wall	1.224
Airflow for side-to-side-cooled switches	1.224
Separating wall, gasketing kits	1.226
Configuration of SHX 30 air/water heat exchanger	1.227

Cabinets – Varistar ServicePLUS

SWING DOORS

ORDER INFORMATION

				Swing door			
				RAL 7021	RAL 7035	Cover	Door locking
 <p>01012070</p>				 <p>01012064</p>	 <p>01012063</p>	 <p>01012068</p>	 <p>01012060</p>
				<p>Frame, St, with single pane safety glass 6 mm and 180° hinge, 3-point loking and lever handle (please order lock separately), door cover mask to equalise aisle height, 1 piece</p>			
				<p>St, 1,5 mm, RAL 7021; cover to equalise aisle height</p>			
				Door locking mechanism			
No.	For cabinet height H U mm	Aisle height (lower edge) mm	Raising elements				
				PU 2 pieces	1 piece	1 piece	1 piece
1	42	2000	2018 Adjustable feet	21130-583	22130-583	-	23130-437
2			2102 Adjustable feet + raised top cover				
3			2108 Base/plinth				
4			2192 Base/plinth + raised top cover				
5	47	2200	2218 Adjustable feet	21130-583	22130-583	21130-611	23130-437
6			2302 Adjustable feet + raised top cover			21130-612	
7			2308 Base/plinth			21130-612	
8			2392 Base/plinth + raised top cover			21130-613	

Cabinets – Varistar ServicePLUS

SLIDING DOORS (TOUCH), MECHANICAL

ORDER INFORMATION

				Hand operated sliding door, touch		
				RAL 7021	Cover	Reed contact
						
				01012062	01012067	01015001
				Sliding door, frame St, with single pane safety glass 6 mm, closes automatically	Door cover mask to equalise aisle height, 1 piece	Prepared for integration into door boxes, magnet detects when door is opened; connects to door plate
				01012062		
No.	For cabinet height H U	mm	Aisle height (lower edge) mm	Raising elements	PU 2 pieces	1 piece
1	42	2000	2018	Adjustable feet	21130-060	–
2			2102	Adjustable feet + raised top cover		
3			2108	Base/plinth		
4			2192	Base/plinth + raised top cover		
5	47	2200	2218	Adjustable feet	21130-060	–
6			2302	Adjustable feet + raised top cover		
7			2308	Base/plinth		
8			2392	Base/plinth + raised top cover		
						60130-065
						60130-065
						60130-065
						60130-065

Cabinets – Varistar ServicePLUS

AUTOMATIC SLIDING DOORS

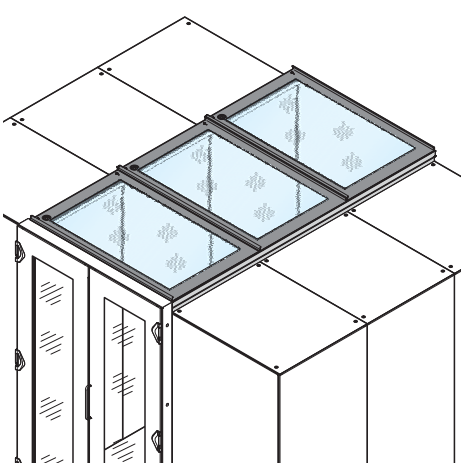
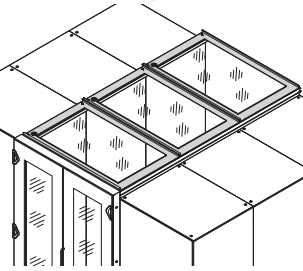
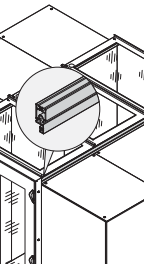
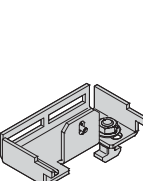
ORDER INFORMATION

				Automatic sliding door				
				RAL 7021	Cover	Reed contact	Motion detector	Battery pack
				 <p>01012061</p> <p>Sliding door, frame, St, with single pane safety glass 6 mm, closes electrically by pushbutton</p>	 <p>01012069</p> <p>Door cover mask to equalise aisle height, 1 piece</p>	 <p>01015001</p> <p>Prepared for integration into door boxes, magnet detects when door is opened; connects to door plate</p>	 <p>01015003</p> <p>Prepared for mounting on door box, power supply via connector on door plate</p>	 <p>01015002</p> <p>Prepared for integration into door boxes</p>
No.	For cabinet height H U mm	Aisle height (lower edge) mm	Raising elements	PU 2 pieces	1 piece	1 piece	1 piece	1 piece
1	42	2000	2018 Adjustable feet	21130-073	–	60130-065	60130-067	60130-066
2			2102 Adjustable feet + raised top cover					
3			2108 Base/plinth					
4			2192 Base/plinth + raised top cover					
5	47	2200	2218 Adjustable feet	21130-073	– 21130-040 21130-040 21130-059	60130-065	60130-067	60130-066
6			2302 Adjustable feet + raised top cover					
7			2308 Base/plinth					
8			2392 Base/plinth + raised top cover					

Cabinets – Varistar ServicePLUS

TOP COVERS

ORDER INFORMATION

				Top cover		Universal profile to raise top cover	Assembly kit
				600 mm width	800 mm width		
				 <p>01012050</p> <p>Frame, St; with single pane safety glass 7 mm, aisle width 1200 mm</p>	 <p>01012051</p> <p>Al extrusion, RAL 7021, length 2400 mm, height 84 mm</p>	 <p>01012052</p> <p>Bracket to mount the universal top cover profile</p>	
No.	For cabinet height H	Aisle height (lower edge)	Raising elements	1 piece	1 piece	PU 2 pieces	PU 6 pieces
U	mm	mm					
1	42	2000	2018 Adjustable feet	21130-588	21130-589	–	–
2			2102 Adjustable feet + raised top cover			21130-594	23130-433
3			2108 Base/plinth			–	–
4			2192 Base/plinth + raised top cover			21130-594	23130-433
5	47	2200	2218 Adjustable feet	21130-588	21130-589	–	–
6			2302 Adjustable feet + raised top cover			21130-594	23130-433
7			2308 Base/plinth			–	–
8			2392 Base/plinth + raised top cover			21130-594	23130-433

Cabinets – Varistar ServicePLUS

AUTOMATIC FAN TOP COVERS


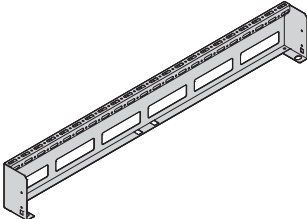
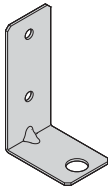
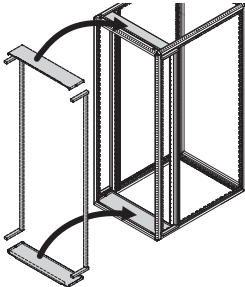
ORDER INFORMATION

				Automatic top cover											
				600 mm width		800 mm width		Control unit for top covers	Power supply for control unit	Connection/extension cable Length 1 m	Connection/extension cable Length 2 m	Connection/extension cable Length 5 m			
 <div>01012074</div>				 <div>01017053</div> <p>Frame St, 2 mm, RAL 7021; 7 mm laminated safety glass, length 1200 mm, electromagnet with 1200 mm connection cable, T-shaped connecting plug and fixing materials kit</p>		 <div>01017002</div> <p>Control unit for up to 12 automatic top covers, inputs: - 24 V_{DC} and 2 floating contacts; output: 24 V_{DC}</p>		 <div>01617001</div> <p>For power distribution of up to 12 automatic top covers, input 100 to 240 V_{AC}, output: 24 V_{DC}, 40 W</p>		 <div>01017056</div> <p>Cable with plug, 1 m</p>		 <div>01017057</div> <p>Cable with plug, 2 m</p>		 <div>01017058</div> <p>Cable with plug, 5 m</p>	
No.	For cabinet height H U mm	Aisle height (lower edge) mm	Raising elements	1 piece		1 piece		1 piece		1 piece		1 piece			
1	42	2000	2018 Adjustable feet	21130-592	21130-593	23130-205	23130-227	23130-206	23130-207	23130-226					
2			2102 Adjustable feet + raised top cover												
3			2108 Base/plinth												
4			2192 Base/plinth + raised top cover												
5	47	2200	2218 Adjustable feet	21130-592	21130-593	23130-205	23130-227	23130-206	23130-207	23130-226					
6			2302 Adjustable feet + raised top cover												
7			2308 Base/plinth												
8			2392 Base/plinth + raised top cover												

Cabinets – Varistar ServicePLUS

CABLE PANEL ADAPTER, COVERS BESIDE 19" PLANE, SOLID

ORDER INFORMATION

				Adaptors for cable routing		Mounting bracket for cable route adaptor	Covers beside 19" plane, solid, 600 mm cabinet width		
				for 1000 mm cabinet depth	for 1200 mm cabinet depth		for 70 mm recessed 19" plane	for 145 mm recessed 19" plane	for 220 mm recessed 19" plane
 01013006				 01012075 St profile, RAL 7021; fits to cabinet with a mounting bracket and has drilled holes to bolt on cable panel		 01012076 Bracket, St, 1.5 mm	 01012053 Gasketing on left and right; Cover at top and bottom		
No.	For cabinet height H	Aisle height (lower edge)	Raising elements	PU 2 pieces	PU 2 pieces	PU 2 pieces	PU 1 kit	PU 1 kit	PU 1 kit
1	42	2000	2018 Adjustable feet	21130-596	21130-597	21130-598	21130-624	21130-618	21130-622
2			2102 Adjustable feet + raised top cover						
3			2108 Base/plinth						
4			2192 Base/plinth + raised top cover						
5	47	2200	2218 Adjustable feet	21130-596	21130-597	21130-598	21130-625	21130-619	21130-626
6			2302 Adjustable feet + raised top cover						
7			2308 Base/plinth						
8			2392 Base/plinth + raised top cover						

Cabinets – Varistar ServicePLUS

COVERS BESIDE 19" PLANE, 800 MM, WITH ADAPTER BRACKET FOR REDUCED WIDTH

ORDER INFORMATION

				Cover, beside 19" plane, 800 mm cabinet width			Cover with lateral cut-outs		
				for 70 mm recessed 19" plane	for 145 mm recessed 19" plane	for 220 mm recessed 19" plane	for 70 mm recessed 19" plane	for 145 mm recessed 19" plane	for 220 mm recessed 19" plane
 01013006				 01012055 Cover left, right, at top and bottom			 01012054 Cover with cable routes left and right; cover closed top and bottom		
No.	For cabinet height H U	mm	Aisle height (lower edge) mm	Raising elements	PU 1 kit	PU 1 kit	PU 1 kit	PU 1 kit	PU 1 kit
1	42	2000	2018	Adjustable feet	21130-627	21130-631	21130-633	21130-629	21130-620
2			2102	Adjustable feet + raised top cover					
3			2108	Base/plinth					
4			2192	Base/plinth + raised top cover					
5	47	2200	2218	Adjustable feet	21130-628	21130-632	21130-634	21130-630	21130-621
6			2302	Adjustable feet + raised top cover					
7			2308	Base/plinth					
8			2392	Base/plinth + raised top cover					

Cabinets – Varistar ServicePLUS

COVERS WITH CABLE DUCTING, CABLE FINGER, CABLE CHANNEL

ORDER INFORMATION

				Covers beside 19" plane, 800 mm cabinet width, with cross member		Cover with cable fingers for 220 mm recessed 19" plane	Cover with cable channels	Cable panel
				Cover, solid	Cover with cable ducting openings			Lateral cable ducting
								
				01015054	01015055	01012056	01012077	01012078
				Cover with cable ducting left and right; cover at top, bottom solid, for 19" planes recessed to different depths (25 mm increments)		Support with cable fingers and front covers	St, with cable channel and hinged front cover	St, 1 mm, width 150 mm; with perforations for cable ties or Velcro-type tape
01013006								
No.	For cabinet height H	Aisle height (lower edge)	Raising elements	PU 1 kit		PU 1 kit	PU 1 kit	PU 2 pieces
U	mm	mm						
1	42	2000	2018 Adjustable feet	23130-550	23130-558	21130-636	21130-638	23130-421
2			2102 Adjustable feet + raised top cover					
3			2108 Base/plinth					
4			2192 Base/plinth + raised top cover					
5	47	2200	2218 Adjustable feet	23130-551	23130-559	21130-637	21130-639	23130-422
6			2302 Adjustable feet + raised top cover					
7			2308 Base/plinth					
8			2392 Base/plinth + raised top cover					

Cabinets – Varistar ServicePLUS

19" PLASTIC FRONT PANELS, LATERAL PANELS


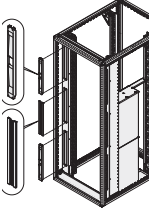
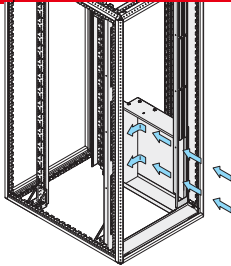
ORDER INFORMATION

				Closure for cut-outs in covers		Lateral panel	
				19" plastic panels	19" brush strip	Depth offset 70 mm	Depth offset 145 mm
				 01012079 ABS, UL 94 V-0, clips in To close the open cable routes in lateral panels	 01012080 Plastic for sealing the open cable ducting openings of the lateral trim; 6 brushes, sufficient for 3 cutouts	 01012057 Al, 2 mm Lateral panel for unequal 19" mounting depths	
No.	For cabinet height H U mm	Aisle height (lower edge) mm	Raising elements	PU 10 pieces	PU 6 pieces	1 piece	1 piece
1	42 2000	2018	Adjustable feet	D19BPT1RU	23130-153	21130-640	21130-642
2		2102	Adjustable feet + raised top cover				
3		2108	Base/plinth				
4		2192	Base/plinth + raised top cover				
5	47 2200	2218	Adjustable feet	D19BPT1RU	23130-153	21130-641	21130-643
6		2302	Adjustable feet + raised top cover				
7		2308	Base/plinth				
8		2392	Base/plinth + raised top cover				

Cabinets – Varistar ServicePLUS

AIRFLOW FOR SIDE-TO-SIDE-COOLED SWITCHES

ORDER INFORMATION

				Basic kit for Cisco switches Air circulation from right to left							
				Side trims for Cisco switches							
				Switch 4503	Switch 4506	Switch 4507	Switch 4510	Switch 6506	Switch 6509	Switch 6513	
 <p>01013006</p>				 <p>01013060</p> <p>Bezels, top cover and base plate for Cisco side trims</p>	 <p>01012051</p> <p>AlZn, 1 mm; multiple side plates can be fitted one above another; in all cases only one basic kit is required</p>						
No.	For cabinet height H	Aisle height (lower edge)	Raising elements	PU 1 kit	1 piece	1 piece	1 piece	1 piece	1 piece	1 piece	1 piece
1	42	2000	2018 Adjustable feet	21 130-646	23130-490	23130-491	23130-492	23130-493	23130-494	23130-495	23130-496
2			2102 Adjustable feet + raised top cover								
3			2108 Base/plinth								
4			2192 Base/plinth + raised top cover								
5	47	2200	2218 Adjustable feet	21 130-647	23130-490	23130-491	23130-492	23130-493	23130-494	23130-495	23130-496
6			2302 Adjustable feet + raised top cover								
7			2308 Base/plinth								
8			2392 Base/plinth + raised top cover								

Cabinets – Varistar ServicePLUS

SEPARATING WALLS, GASKETING KITS

ORDER INFORMATION

				Separating wall		Vertical gasket	Horizontal gasket	
				Cabinet depth 1000 mm	Cabinet depth 1200 mm		For 600 mm wide cabinets	For 800 mm wide cabinets
 								

Cabinets – Varistar ServicePLUS

CONFIGURATION OF SHX 30 AIR/WATER HEAT EXCHANGER


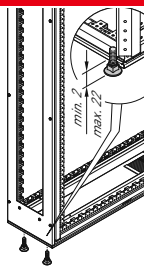
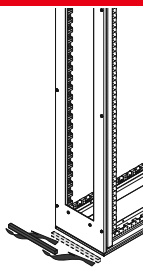
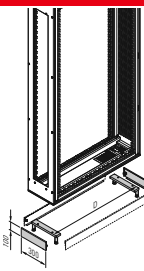
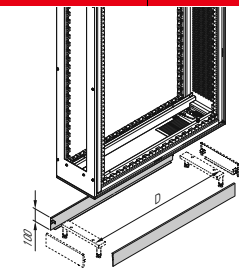
ORDER INFORMATION

				Frame		SHX 30 air/water heat exchanger, 30 kW			
				1000 mm deep	1200 mm deep	Water connection at bottom		Water connection at top and bottom (with condensate pump)	
 <									

Cabinets – Varistar ServicePLUS

CONFIGURATION OF SHX 30 AIR/WATER HEAT EXCHANGER

ORDER INFORMATION

				Adjustable feet	Gasketing for adjustable feet	Base/plinth	Side trim for base/plinth	
							Depth 1000 mm	Depth 1200 mm
 01013005				 01013069 St, black, for the rack, static load-carrying capacity 1000 kg. Please order gasketing separately	 01013070 Polyurethane gasketing, suitable for front and rear, RAL 7021; for closing the air gap at the front	 01013071 Base plinth, St, cover, St, 1.5 mm, height 100 mm, width 300 mm, RAL 7021; please order cover separately	 01013072 St, 1.5 mm, height 100 mm, RAL 7021	
No.	For cabinet height H	Aisle height (lower edge)	Raising elements					
U	mm	mm		PU 4 pieces	PU 2 pieces	PU 1 kit	PU 2 pieces	PU 2 pieces
1	42	2000	2018 Adjustable feet	23130-511	23130-538	23130-507	23130-172	23130-363
2			2102 Adjustable feet + raised top cover					
3			2108 Base/plinth					
4			2192 Base/plinth + raised top cover					
5	47	2200	2218 Adjustable feet	23130-511	23130-538	23130-507	23130-172	23130-363
6			2302 Adjustable feet + raised top cover					
7			2308 Base/plinth					
8			2392 Base/plinth + raised top cover					

Cabinets – Varistar ServicePLUS

CONFIGURATION OF SHX 30 AIR/WATER HEAT EXCHANGER

ORDER INFORMATION

				Screw-fixed side panel		Separating wall	
				Depth 1000 mm	Depth 1200 mm	Cabinet depth 1000 mm	Cabinet depth 1200 mm
 01013005				 01013073 St, 1 mm, incl. GND/earthing		 01013074 St, 1 mm, AlZn; lateral cabinet mounting prevents unauthorized access	
No.	For cabinet height H U mm	Aisle height (lower edge) mm	Raising elements	PU 2 pieces	PU 2 pieces	1 piece	1 piece
1	42	2000	2018 Adjustable feet	21130-013	21130-535	23130-480	23130-481
2			2102 Adjustable feet + raised top cover				
3			2108 Base/plinth				
4			2192 Base/plinth + raised top cover				
5	47	2200	2218 Adjustable feet	21130-018	21130-537	23130-484	23130-485
6			2302 Adjustable feet + raised top cover				
7			2308 Base/plinth				
8			2392 Base/plinth + raised top cover				

Cabinets – Varistar ServicePLUS

CONFIGURATION OF SHX 30 AIR/WATER HEAT EXCHANGER

ORDER INFORMATION

				Top cover 300 mm width	Raised top cover	Assembly kit
 01013005				 01013079 St, 2 mm, RAL 7021, aisle width 1200 mm	 01012051 Al extrusion, RAL 7021, length 2400 mm, height 84 mm	 01012052 Mounting of top cover raising profile
No.	For cabinet height H U mm	Aisle height (lower edge) mm	Raising elements	1 piece	PU 2 pieces	PU 6 pieces
1	42	2000	2018 Adjustable feet	21130-648	–	–
2			2102 Adjustable feet + raised top cover		21130-594	23130-433
3			2108 Base/plinth		–	–
4			2192 Base/plinth + raised top cover		21130-594	23130-433
5	47	2200	2218 Adjustable feet	21130-648	–	–
6			2302 Adjustable feet + raised top cover		21130-594	23130-433
7			2308 Base/plinth		–	–
8			2392 Base/plinth + raised top cover		21130-594	23130-433

Cabinets – Varistar ServicePLUS

North America

Warwick, RI, USA

Tel +1.800.525.4682

San Diego, CA, USA

Tel +1.800.854.7086

Europe, Middle East & India

Straubenhardt, Germany

Tel +49 7082 794 0

Betschdorf, France

Tel +33 3 88 90 64 90

Warsaw, Poland

Tel +48 22 209 98 35

**Hemel Hempstead,
Great Britain**

Tel +44 1442 24 04 71

Lainate, Italy

Tel +39 02 932 714 1

Dubai, United Arab Emirates

Tel +971 4 37 81 700

Bangalore, India

Tel +91 80 67152000

Istanbul, Turkey

Tel +90 216 250 7374

Asia Pacific

Shanghai, China

Tel +86 21 2412 6943

Singapore

Tel +65 6768 5800

Shin-Yokohama, Japan

Tel +81 45 476 0271

Our powerful portfolio of brands:

CADDY ERICO HOFFMAN RAYCHEM SCHROFF TRACER



nVent.com/SCHROFF