

Fast Diode Modules

SKKE 330F

Features

- CAL (controlled axial lifetime) chip technology, patent No. DE 43 10 44
- Heat transfer through aluminium oxide DCB ceramic isolated metal baseplate
- Small recovered charge
- Fast & soft recovery CAL diodes
- UL recognized, file no. E 63 532

Typical Applications*

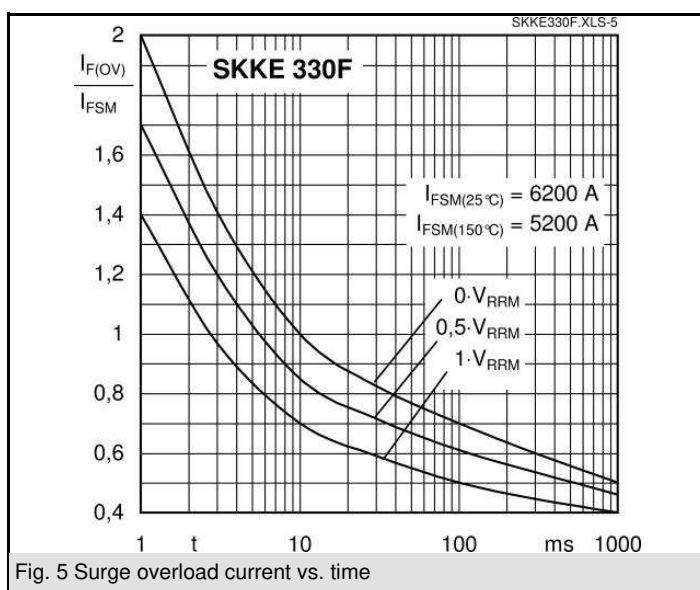
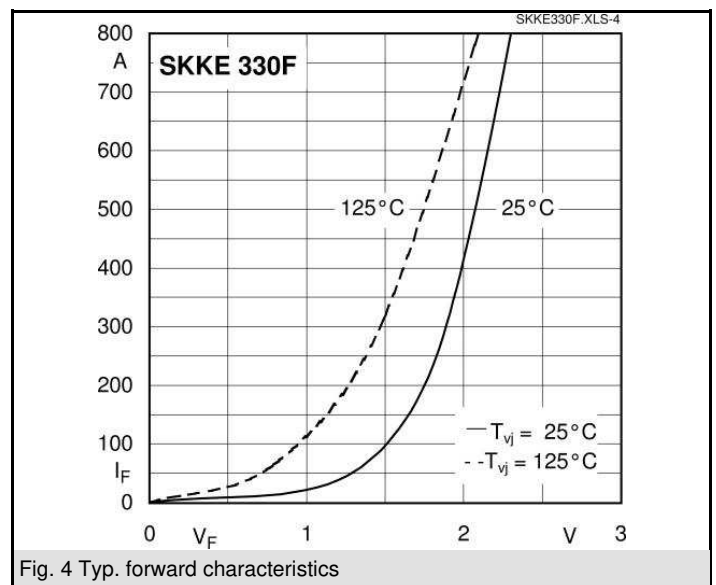
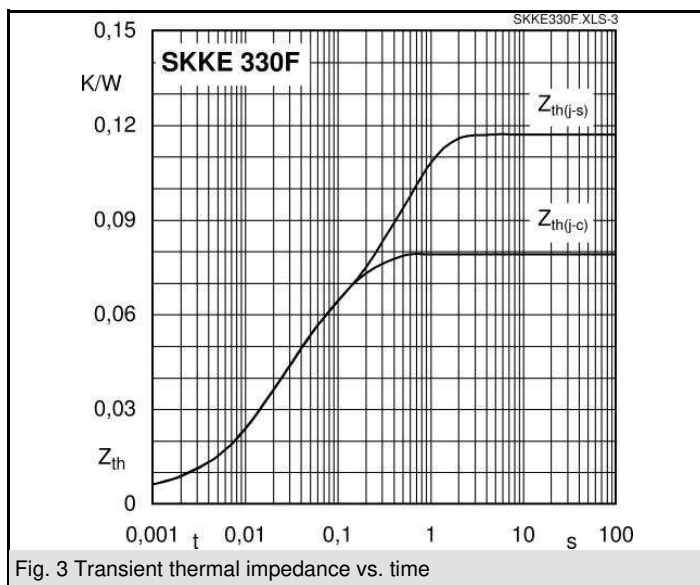
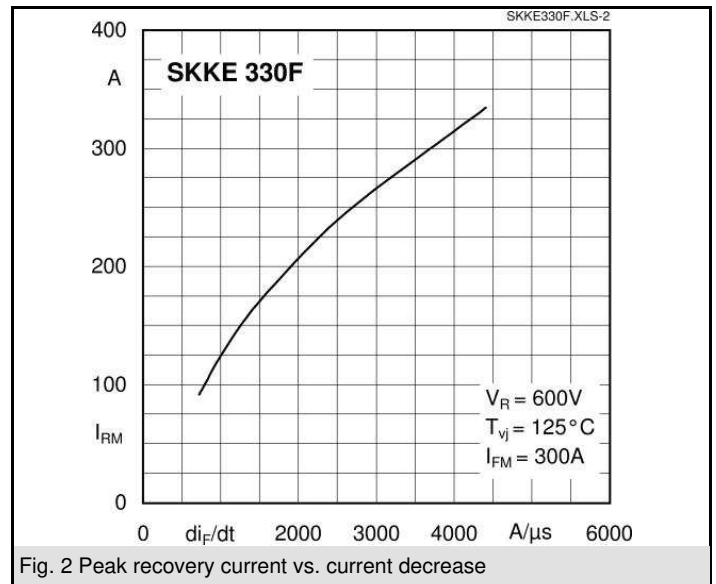
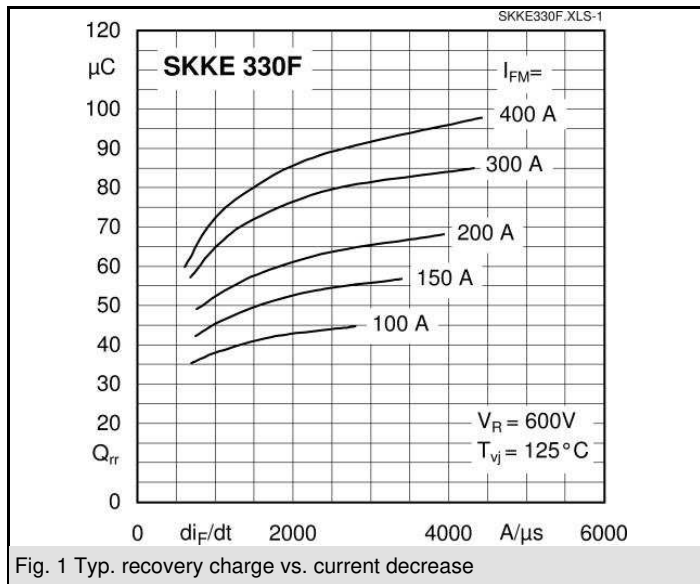
- Freewheeling diodes for IGBT
- Freewheeling diode for inductive loads
- Brake choppers
- Inverters and DC choppers
- AC motor control
- Boost choppers
- up to 20 kHz

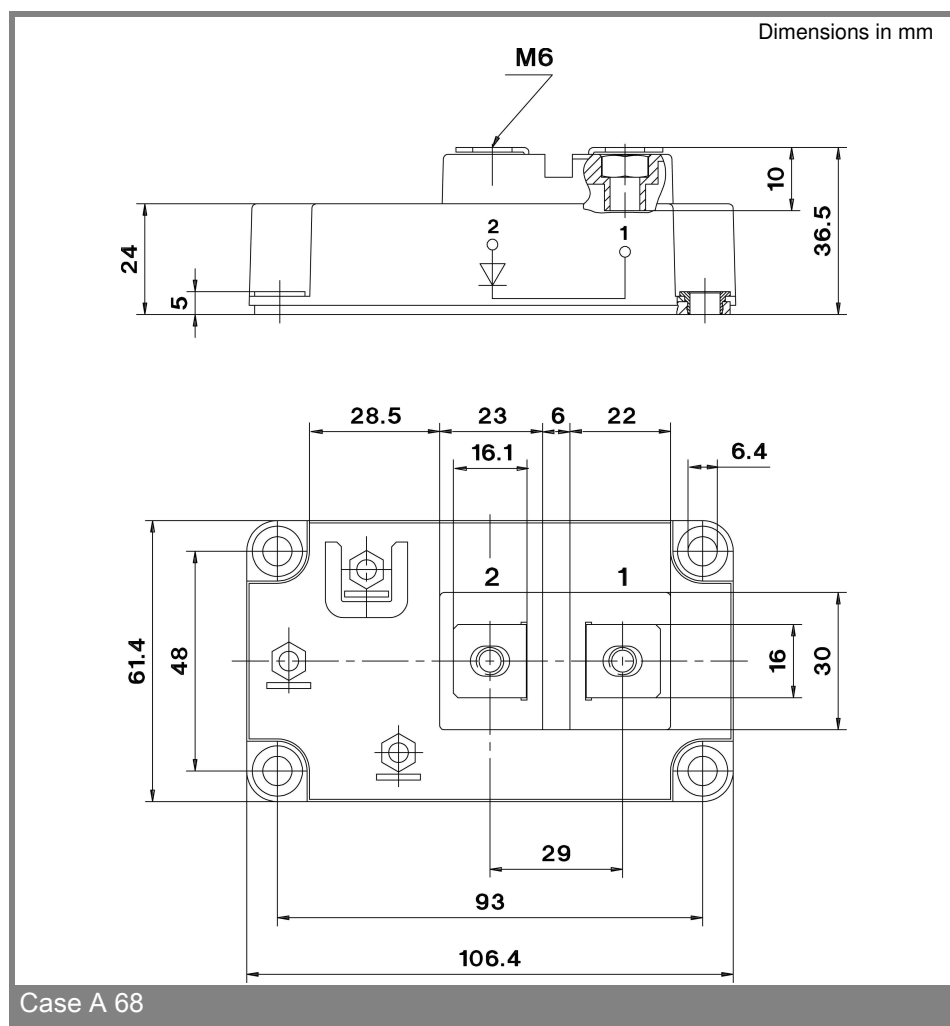
V_{RSM} V	V_{RRM} V	$I_{FRMS} = 450$ A (maximum value for continuous operation) $I_{FAV} = 330$ A (sin. 180; 50 Hz; $T_c = 70$ °C)	
1700	1700	SKKE 330F17	

Symbol	Conditions	Values	Units
I_{FAV}	sin. 180; $T_c = 85$ (100) °C	290 (240)	A
I_{FSM}	$T_{vj} = 25$ °C; 10 ms $T_{vj} = 150$ °C; 10 ms	6200 5200	A A
i^2t	$T_{vj} = 25$ °C; 8,3 ... 10 ms $T_{vj} = 150$ °C; 8,3 ... 10 ms	192000 135000	A ² s A ² s
V_F	$T_{vj} = 25$ °C; $I_F = 330$ A	max. 2	V
$V_{(TO)}$	$T_{vj} = 150$ °C	max. 1,5	V
r_T	$T_{vj} = 150$ °C	max. 1,9	mΩ
I_{RD}	$T_{vj} = 25$ °C; $V_{RD} = V_{RRM}$	max. 2	mA
I_{RD}	$T_{vj} = 150$ °C; $V_{RD} = V_{RRM}$	max. 30	mA
Q_{rr}	$T_{vj} = 125$ °C, $I_F = 330$ A, -di/dt = 2000 A/μs, $V_R = 1200$ V	80	μC
I_{RM}		220	A
t_{rr}		990	ns
E_{rr}		25	mJ
$R_{th(j-c)}$	DC	0,079	K/W
$R_{th(c-s)}$		0,038	K/W
T_{vj}		- 40 ... + 150	°C
T_{stg}		- 40 ... + 125	°C
V_{isol}	a. c. 50 Hz; r.m.s.; 1 s / 1 min.	4800 / 4000	V~
M_s	to heatsink	3 ... 5	Nm
M_t	to terminals	2,5 ... 5	Nm
a		5 * 9,81	m/s ²
m	approx.	330	g
Case	SEMITRANS 4	A 68	



SKKE





* The specifications of our components may not be considered as an assurance of component characteristics. Components have to be tested for the respective application. Adjustments may be necessary. The use of SEMIKRON products in life support appliances and systems is subject to prior specification and written approval by SEMIKRON. We therefore strongly recommend prior consultation of our personal.