

1D/2D Code Scanner

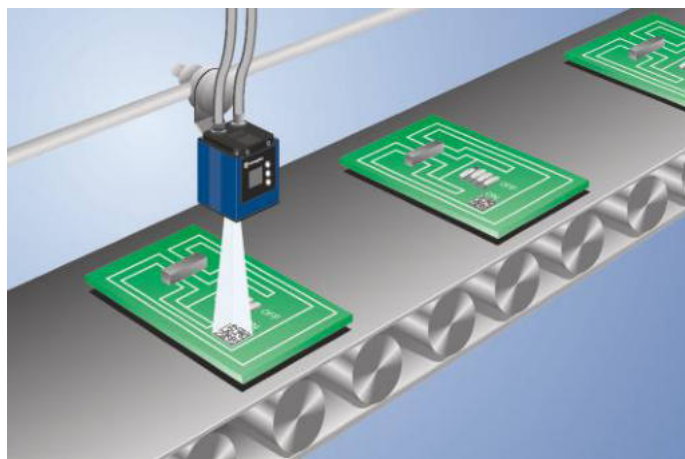
C50C002

weQubeDecode



- MultiCore technology
- Reading of printed and directly marked 1D and 2D codes

The scanner weQubeDecode is based on the wenglor MultiCore technology. Omnidirectional scanning enables decoding of printed, needle-punched, laser-engraved or etched codes on various materials in any orientation. Good scanning results are even obtained with poor code quality. In addition to the established 1D codes it is also suitable for scanning various 2D codes. A list of readable code types is found in the operating instructions.



Optical Data

Working Range	≥ 20 mm
Resolution	736 × 480 Pixel
Image Chip	monochrome
Light Source	Infrared Light
Service Life (T = +25 °C)	100000 h
Visual Field	see Table 1
min. Resolution	0,1 mm
Barcode Printing Contrast	> 15 %

Electrical Data

Supply Voltage	18...30 V DC
Current Consumption (Ub = 24 V)	< 200 mA
Scan Rate	20 scans/sec
Temperature Range	-25...55 °C*
Inputs/Outputs	6
Switching Output Voltage Drop	< 2,5 V
Switching Output/Switching Current	100 mA
Short Circuit Protection	yes
Reverse Polarity Protection	yes
Interface	RS-232/Ethernet
Protection Class	III

Mechanical Data

Setting Method	Ethernet
Housing Material	Aluminum
Degree of Protection	IP67
Connection	M12 × 1; 12-pin
Type of Connection Ethernet	M12 × 1; 8-pin, X-cod.

Safety-relevant Data

MTTFd (EN ISO 13849-1)	230,41 a
------------------------	----------

Function

1D and 2D code reading	yes
Web server	yes
Configurable as PNP/NPN/Push-Pull	●
Switchable to NC/NO	●
Illumination Output	●
RS-232 Interface	●
Ethernet	●

Connection Diagram No.	002 1008
Control Panel No.	X2
Suitable Connection Equipment No.	50 87
Suitable Mounting Technology No.	560

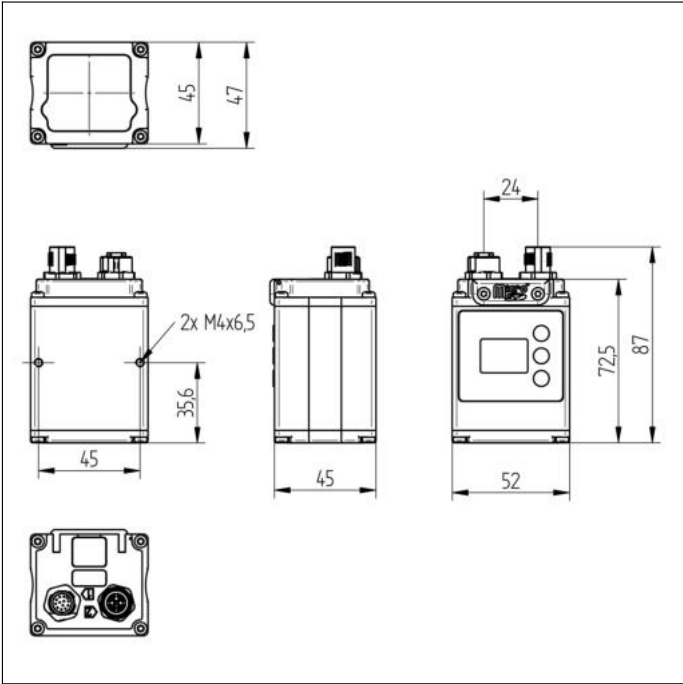
Display brightness may decrease with age. This does not result in any impairment of the sensor function.

* -25 °C: Ambient conditions should not result in condensation; avoid the formation of ice on the front panel!

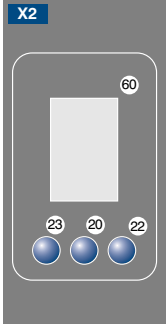
55 °C: Continuous illumination at max. 1% or flash mode at 100% brightness with an exposure time of ≤ 5 ms; may affect the service life of the product.

Complementary Products

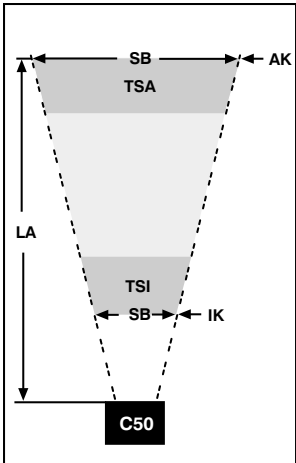
Disk with Polarization Filter ZNNG004
Illumination Technology
Protective Housing ZNNS001, ZNNS002
Software
weQubeOCR License Upgrade DNNL003
weQubeVision License Upgrade DNNL001



Ctrl. Panel



20 = Enter Button
22 = UP Button
23 = Down Button
60 = Display



AK = Outer Edge IK = Inner Edge LA = Read Range SB = Scan Width TSA = Depth of Focus Outer Edge TSI = Depth of Focus Inner Edge

Min. Resolution		Max. Visual Field		Depth of Focus		Read Range
1D	2D	IK	AK	TSI	TSA	
0,1 mm	—	22×14 mm	29×19 mm	1 mm	2 mm	20 mm to 30 mm
0,13 mm	—	22×14 mm	54×36 mm	4 mm	8 mm	20 mm to 65 mm
0,19 mm	—	22×14 mm	85×55 mm	6 mm	12 mm	20 mm to 115 mm
0,38 mm	—	40×26 mm	177×115 mm	18 mm	60 mm	47 mm to 251 mm
0,76 mm	—	78×51 mm	361×235 mm	80 mm	250 mm	105 mm to 500 mm
—	0,15 mm	22×14 mm	29×19 mm	1 mm	2 mm	20 mm to 30 mm
—	0,27 mm	22×14 mm	66×43 mm	7 mm	16 mm	20 mm to 85 mm
—	0,49 mm	22×14 mm	131×85 mm	12 mm	58 mm	20 mm to 180 mm
—	1,25 mm	24×15 mm	358×233 mm	35 mm	385 mm	27 mm to 500 mm

Table 1

Working Distance	20 mm	100 mm	200 mm
Visual Field	24 × 16 mm	74 × 48 mm	145 × 94 mm

