

Inductive Sensor Head for Extreme Temperature Ranges

INTT320

Part Number



Technical Data

Inductive Data

Switching Distance	40 mm
Standard Target	120 × 120 mm
Correction Factors Stainless Steel V2A/CuZn/Al	1,10/0,65/0,58
Mounting	non-flush
Mounting A/B/C/D in mm	60/120/80/20
Mounting B1 in mm	0...80
Switching Hysteresis	< 10 %

Electrical Data


Sensor head temperature range	-10...250 °C
Service Life (T = +200 °C)	100000 h
Service Life (T = +250 °C)	60000 h

Mechanical Data

Sensor head material	V2A; PEEK; PTFE; Brass (chrome plated)
Degree of protection, sensor head	IP50
Degree of protection of the plug	IP50
PWIS-free	yes

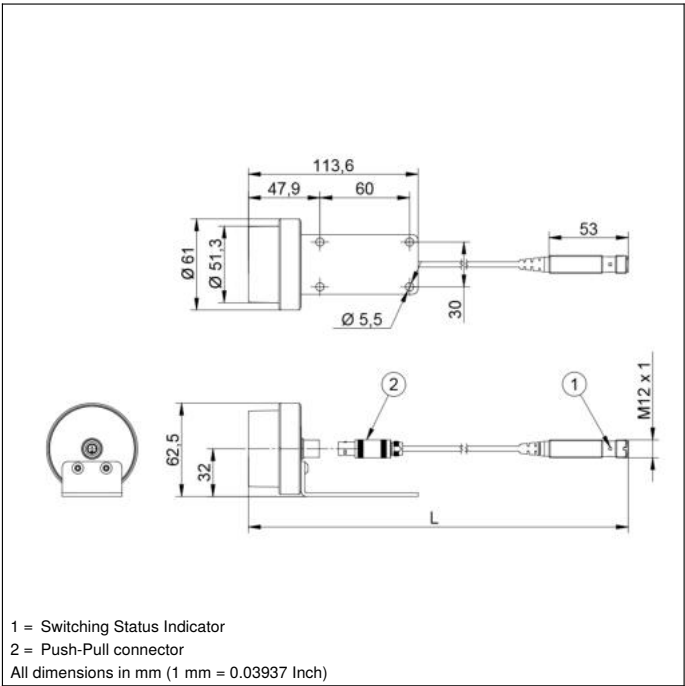
- Can be used with cable lengths of 5 to 20 m
- High cost-effectiveness thanks to exchangeable sensor head, and average service life of 5 years
- Switching distance up to 40 mm

The inductive high-temperature sensors, consisting of a sensor head and an analysis module with cable, are designed for use in very hot work environments. Long switching distances and a long service life in hot areas ensure maximum system reliability. Sensor heads can be replaced without the use of tools, and numerous standard cable lengths with integrated analysis module are available separately. weproTec technology makes it possible to install the sensors directly next to or opposite one another. In addition, IO-Link can be used to individually configure sensor parameters like switching distance and output functions.

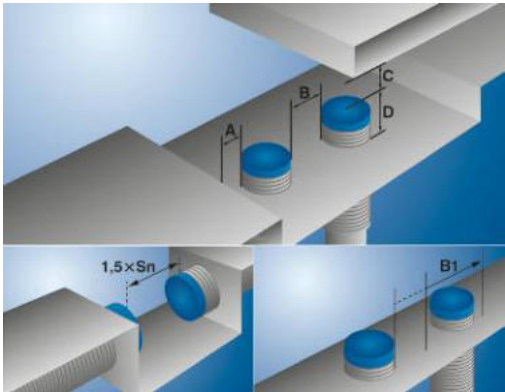


Complementary Products

Inductive analysis module



Mounting



Specifications are subject to change without notice