

2D/3D Profile Sensor

MLSL144 LASER


Part Number

weCat3D



- Compact, lightweight design – even suitable for robot applications
- Precise measuring range resolution X (> 1200 measuring points)
- Up to 3.6 million measuring points per second

2D/3D Profile Sensors project a laser line onto the object to be detected and generate an accurate, linearized height profile with an internal camera which is set up at a triangulation angle. Thanks to its uniform, open interface, the weCat3D series can be incorporated by means of the DLL program library or the GigE Vision standard without an additional control unit. Alternatively, wenglor offers its own software packages for implementing your application.



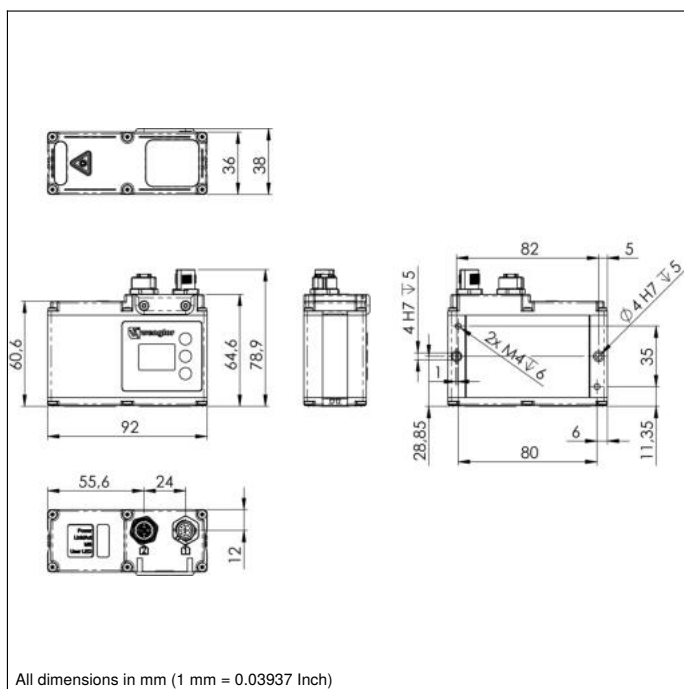
Technical Data

Optical Data	
Working range Z	100...500 mm
Measuring range Z	400 mm
Measuring range X	70...280 mm
Linearity Deviation	200 µm
Resolution Z	12,4...160 µm
Resolution X	68...246 µm
Light Source	Laser (red)
Wavelength	660 nm
Laser Class (EN 60825-1)	3R
Max. Ambient Light	5000 Lux
Electrical Data	
Supply Voltage	18...30 V DC
Current Consumption (Ub = 24 V)	300 mA
Measuring Rate	200...4000 /s
Subsampling	800...4000 /s
Temperature Range	0...45 °C
Storage temperature	-20...70 °C
Inputs/Outputs	4
Switching Output Voltage Drop	< 1,5 V
Switching Output/Switching Current	100 mA
Short Circuit Protection	yes
Reverse Polarity Protection	yes
Overload Protection	yes
Interface	Ethernet TCP/IP
Baud Rate	100/1000 Mbit/s
Protection Class	III
FDA Accession Number	2010431-000
Mechanical Data	
Housing Material	Aluminium; Plastic
Degree of Protection	IP67
Connection	M12 × 1; 12-pin
Type of Connection Ethernet	M12 × 1; 8-pin, X-cod.
Optic Cover	Plastic
Weight	290 g
Web server	yes
Configurable as PNP/NPN/Push-Pull	●
Switchable to NC/NO	●
Connection Diagram No.	1022 1034
Control Panel No.	X2 A22
Suitable Connection Equipment No.	50 87
Suitable Mounting Technology No.	343

Display brightness may decrease with age. This does not result in any impairment of the sensor function.

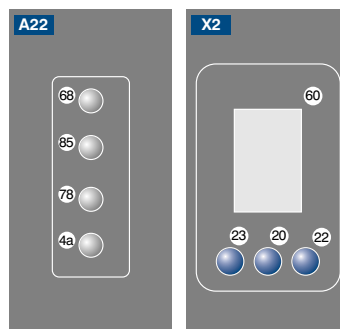
Complementary Products

Control Unit
Cooling Unit ZLSK001
Protective Housing ZLSS003
Protective Screen Retainer ZLSS001
Software
Switch EHSS001

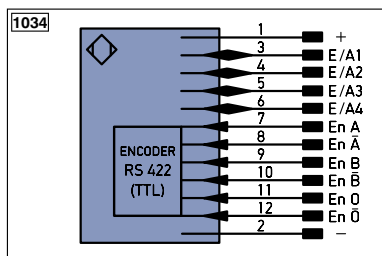
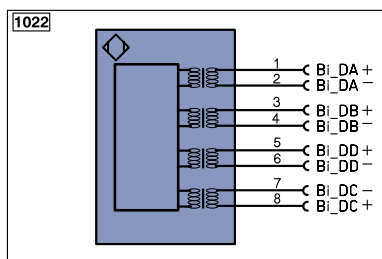


All dimensions in mm (1 mm = 0.03937 Inch)

Ctrl. Panel



- 20 = Enter Button
- 22 = UP Button
- 23 = Down Button
- 4a = User LED
- 60 = Display
- 68 = Supply Voltage Indicator
- 78 = Module status
- 85 = Link/Act LED



Legend

+	Supply Voltage +	PT	Platinum measuring resistor	ENAR5422	Encoder A/Ä (TTL)
-	Supply Voltage 0 V	nc	not connected	ENB5422	Encoder B/B̄ (TTL)
~	Supply Voltage (AC Voltage)	U	Test Input	ENa	Encoder A
A	Switching Output (NO)	U	Test Input inverted	ENb	Encoder B
Ä	Switching Output (NC)	W	Trigger Input	AMIN	Digital output MIN
V	Contamination/Error Output (NO)	W-	Ground for the Trigger Input	AMAX	Digital output MAX
V̄	Contamination/Error Output (NC)	O	Analog Output	AOK	Digital output OK
E	Input (analog or digital)	O-	Ground for the Analog Output	SY in	Synchronization In
T	Teach Input	BZ	Block Discharge	SY OUT	Synchronization OUT
Z	Time Delay (activation)	AWV	Valve Output	OLt	Brightness output
S	Shielding	a	Valve Control Output +	M	Maintenance
RxD	Interface Receive Path	b	Valve Control Output 0 V	rsv	reserved
TxD	Interface Send Path	SY	Synchronization	Wire Colors according to IEC 60757	
RDY	Ready	SY-	Ground for the Synchronization	BK	Black
GND	Ground	E+	Receiver-Line	BN	Brown
CL	Clock	S+	Emitter-Line	RD	Red
E/A	Output/Input programmable	±	Grounding	OG	Orange
IO-Link	IO-Link	SnR	Switching Distance Reduction	YE	Yellow
PoE	Power over Ethernet	Rx+/-	Ethernet Receive Path	GN	Green
IN	Safety Input	Tx+/-	Ethernet Send Path	BU	Blue
OSSD	Safety Output	Bus	Interfaces-Bus A(+)/B(-)	VT	Violet
Signal	Signal Output	La	Emitted Light disengageable	GY	Grey
BI_D+/-	Ethernet Gigabit bidirect. data line (A-D)	Mag	Magnet activation	WH	White
EN0.5422	Encoder 0-pulse 0-0 (TTL)	RES	Input confirmation	PK	Pink
		EDM	Contact Monitoring	GNYE	Green/Yellow

Measuring field X, Z

