

# Fiber-Optic Cable Sensor

## ODX402P0099

Part Number



- Add-on module for ODX402P0088
- Menu-driven settings
- No wiring required thanks to plug connector
- Recognition of transparent objects
- Reflex and through-beam operation mode are possible

### Technical Data

#### Optical Data

Switching Hysteresis	< 15 %
Light Source	Red Light
Wavelength	660 nm
Service Life (T = +25 °C)	100000 h
Max. Ambient Light	10000 Lux

#### Electrical Data

Current Consumption (U <sub>b</sub> = 24 V)	+ 10 mA
Response Time	+ 70 µs
On-/Off-Delay	0...10000 ms
Temperature Drift	< 10 %
Temperature Range	-25...60 °C
Short Circuit Protection	yes
Reverse Polarity Protection	yes
Overload Protection	yes
Teach Mode	NT, MT, ZT, DT, FT, HT, TP
Protection Class	III

#### Mechanical Data

Setting Method	Menu (OLED)
Housing Material	Plastic
Degree of Protection	IP50
DIN-Rail mounting	35 mm

#### Safety-relevant Data

MTTFd (EN ISO 13849-1)	1089 a
------------------------	--------

Switchable to NC/NO

Control Panel No.

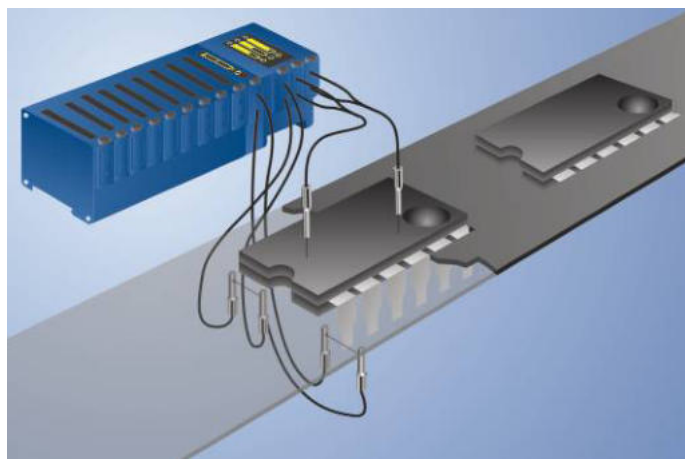
X3

Suitable Fiber-Optic Cable Adapter No.

03

Display brightness may decrease with age. This does not result in any impairment of the sensor function.

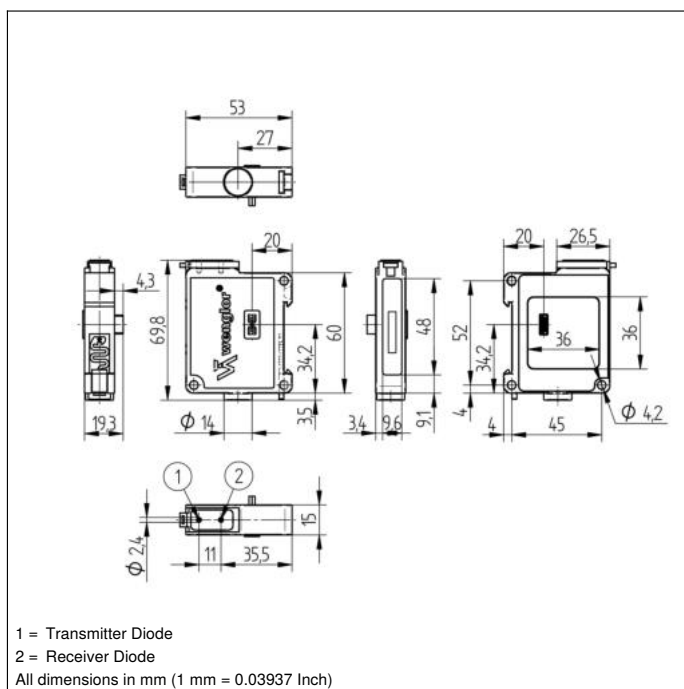
These sensors are connected to the basic module. wenglor fiber optic cables can be adapted to them. The graphic display assures easy, menu-driven sensor setup. Signal strengths and the switching threshold can be read from the display as numeric values or as a bar graph. Convenient programming and quick diagnosis is possible via the IO-Link interface.



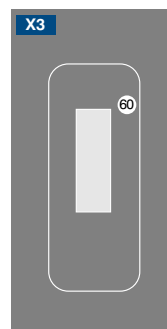
### Complementary Products

Glass Fiber-Optic Cable

Plastic Fiber-Optic Cable



## Ctrl. Panel



60 = Display