

Reflex Sensor with Background Suppression

P1KH004



- Condition monitoring
- IO-Link 1.1
- Low switching distance deviation for black/white
- Reliably detect objects against any background

The reflex sensor with background suppression works with red light according to the angle measurement principle and is designed to detect objects against any background. The sensor always has the same switching distance, regardless of the color, shape and surface of the objects. The sensor detects minimal height differences and, for example, differentiates reliably various parts from each other. The IO-Link interface can be used to configure the reflex sensors (PNP/NPN, NC/NO, switching distance), as well as for reading out switching statuses and distance values.



Optical Data

Range	150 mm
Adjustable Range	30...150 mm
Switching Hysteresis	< 10 %
Light Source	Red Light
Service Life (T = +25 °C)	100000 h
Max. Ambient Light	10000 Lux
Light Spot Diameter	see Table 1

Electrical Data

Supply Voltage	10...30 V DC
Supply Voltage with IO-Link	18...30 V DC
Current Consumption (U _b = 24 V)	< 20 mA
Switching Frequency	1000 Hz
Switching Frequency (interference-free mode)	500 Hz
Response Time	0,5 ms
Response time (interference-free mode)	1 ms
Temperature Drift	< 5 %
Temperature Range	-40...60 °C
Switching Output Voltage Drop	< 2 V
Switching Output/Switching Current	100 mA
Residual Current Switching Output	< 50 µA
Short Circuit and Overload Protection	yes
Reverse Polarity Protection	yes
Lockable	yes
Interface	IO-Link V1.1
Protection Class	III

Mechanical Data

Setting Method	Potentiometer
Housing Material	Plastic
Degree of Protection	IP67/IP68
Connection	M8 × 1; 3-pin
Optic Cover	PMMA

Safety-relevant Data

MTTFd (EN ISO 13849-1)	1725,77 a
------------------------	-----------

PNP NO

IO-Link

Connection Diagram No.

Control Panel No.

Suitable Connection Equipment No.

Suitable Mounting Technology No.



216

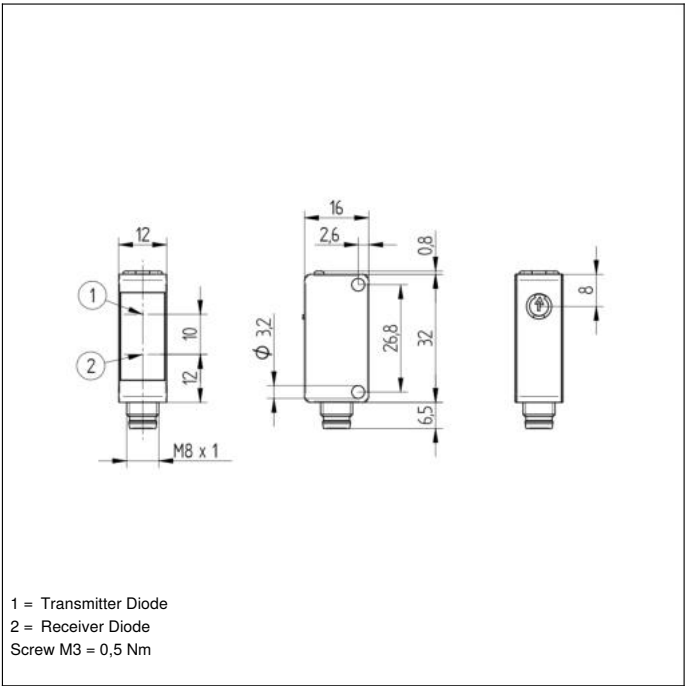
1K1

8

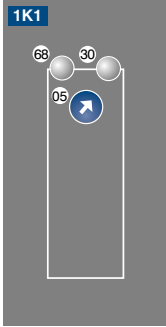
400

Complementary Products

IO-Link Master
Software



Ctrl. Panel



05 = Switching Distance Adjuster
30 = Switching Status/Contamination Warning
68 = Supply Voltage Indicator

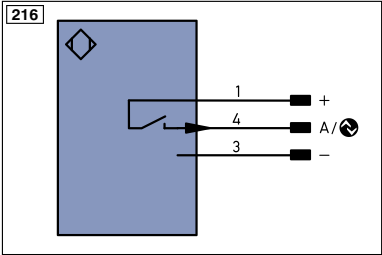


Table 1

Detection Range	50 mm	100 mm	150 mm
Light Spot Diameter	5 mm	7 mm	10 mm

Switching Distance Deviation

Typical characteristic curve based on white, 90 % remission

