

Laser Distance Sensor

Long-Range

P1PY109

LASER

Part Number

PNG smart **der wintec.**



- **Intuitive operating concept**
- **No interactive influence**
- **Wide working range and precise detection thanks to DS technology**

The sensors function in accordance with the principle of transit time measurement with laser class 1. The wintec with Dynamic Sensitivity technology (DS) enables previously unattainable reception sensitivity even with very weak signals. As a result, the sensors have a large working range of up to 10 m and can reliably detect dark or shiny objects even at extreme angles. wintec also works very reliably in adverse ambient conditions, e.g., caused by ambient light or dirt. Extensive condition monitoring functions additionally enable predictive maintenance and trouble-free operation.



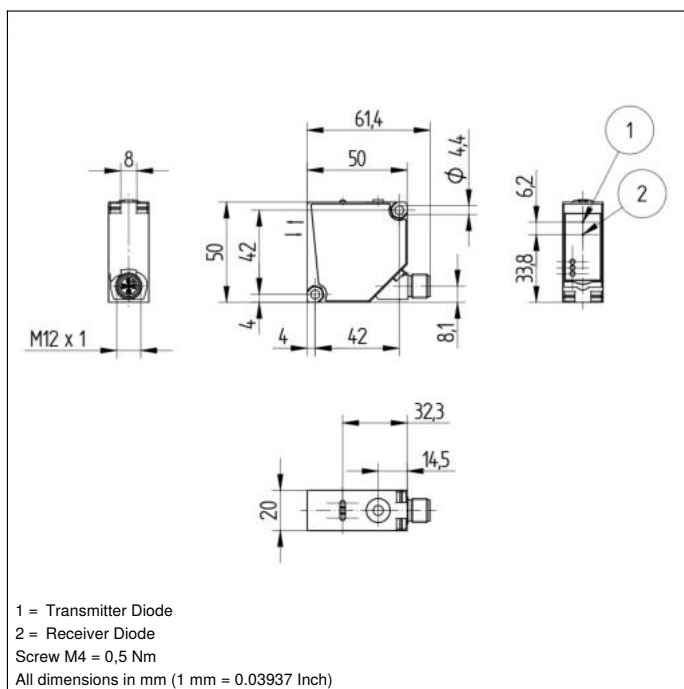
Technical Data

Optical Data	
Working Range	0...10000 mm
Adjustable Range	50...10000 mm
Reproducibility maximum	3 mm*
Linearity Deviation	10 mm*
Switching Hysteresis	< 15 mm
Light Source	Laser (red)
Wavelength	660 nm
Service Life (T = +25 °C)	100000 h
Laser Class (EN 60825-1)	1
Beam Divergence	< 2 mrad
Max. Ambient Light	100000 Lux
Light Spot Diameter	see Table 1
Electrical Data	
Supply Voltage	18...30 V DC
Current Consumption (U _b = 24 V)	< 35 mA
Switching Frequency	50 Hz*
Switching Frequency (max.)	250 Hz*
Response Time	15 ms *
Response Time (min.)	4,7 ms *
Temperature Drift	< 0,4 mm/K
Temperature Range	-40...50 °C
Number of Switching Outputs	2
Switching Output Voltage Drop	< 2,5 V
Switching Output/Switching Current	100 mA
Reverse Polarity and Overload Protection	yes
Short Circuit Protection	yes
Interface	IO-Link V1.1
Baud Rate	COM3
Protection Class	III
FDA Accession Number	2110079-001
Mechanical Data	
Setting Method	Teach-In
Housing Material	Plastic
Optic Cover	PMMA
Degree of Protection	IP67/IP68
Connection	M12 × 1; 4/5-pin
Safety-relevant Data	
MTTFd (EN ISO 13849-1)	547,59 a
PNP NO/NC antivalent	●
IO-Link	●
Connection Diagram No.	243
Control Panel No.	A43
Suitable Connection Equipment No.	2 35
Suitable Mounting Technology No.	380

* Depends on mode, see table 2

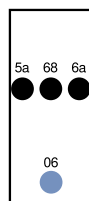
Complementary Products

IO-Link Master
Software

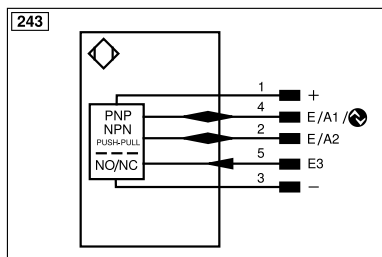


Ctrl. Panel

A 43



06 = Teach Button
5a = Switching Status Display, O1
68 = supply voltage indicator
6a = Switching Status Display, O2



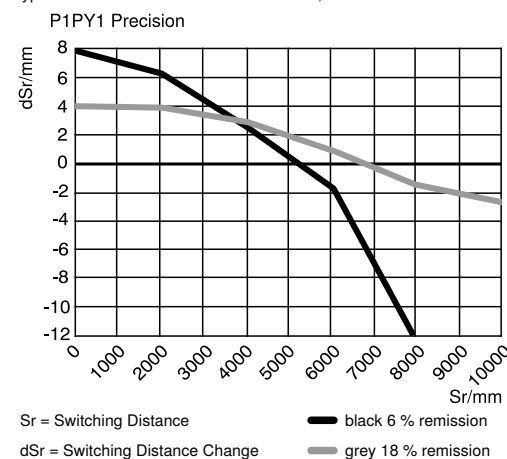
Legend			
+	Supply Voltage +	nc	Not connected
-	Supply Voltage 0 V	U	Test Input
~	Supply Voltage (AC Voltage)	Ü	Test Input inverted
A	Switching Output (NO)	W	Trigger Input
Ä	Switching Output (NC)	W-	Ground for the Trigger Input
V	Contamination/Error Output (NO)	O	Analog Output
Ÿ	Contamination/Error Output (NC)	O-	Ground for the Analog Output
E	Input (analog or digital)	BZ	Block Discharge
T	Teach Input	Amv	Valve Output
Z	Time Delay (activation)	a	Valve Control Output +
S	Shielding	b	Valve Control Output 0 V
RxD	Interface Receive Path	SY	Synchronization
TxD	Interface Send Path	SY-	Ground for the Synchronization
RDY	Ready	E+	Receiver-Line
GND	Ground	S+	Emitter-Line
CL	Clock	±	Grounding
E/A	Output/Input programmable	SnR	Switching Distance Reduction
IO-Link	IO-Link	Rx+/-	Ethernet Receive Path
PoE	Power over Ethernet	Tx+/-	Ethernet Send Path
IN	Safety Input	Bus	Interfaces-Bus A(+)/B(-)
OSSD	Safety Output	La	Emitted Light disengageable
Signal	Signal Output	Mag	Magnet activation
BL_D+/-	Ethernet Gigabit bidirect. data line (A-D)	RES	Input confirmation
ENo RS422	Encoder 0-pulse 0/Ü (TTL)	EDM	Contact monitoring
PT	Platinum measuring resistor	ENARIS422	Encoder A/Ä (TTL)
		ENBRIS422	Encoder B/B (TTL)
		ENA	Encoder A
		ENB	Encoder B
		AMIN	Digital output MIN
		AMAX	Digital output MAX
		ACK	Digital output OK
		SY In	Synchronization In
		SY OUT	Synchronization OUT
		OLT	Brightness output
		M	Maintenance
		rsv	Reserved
		Wire Colors according to DIN IEC 60757	
		BK	Black
		BN	Brown
		RD	Red
		OG	Orange
		YE	Yellow
		GN	Green
		BU	Blue
		VT	Violet
		GY	Grey
		WH	White
		PK	Pink
		GNYE	Green/Yellow

Table 1

Working Distance	0 m	5 m	10 m
Light Spot Diameter	5 mm	10 mm	15 mm

Switching Distance Deviation

Typical characteristic curve based on white, 90 % remission



Specifications are subject to change without notice

