

Safety Light Array

Body Protection

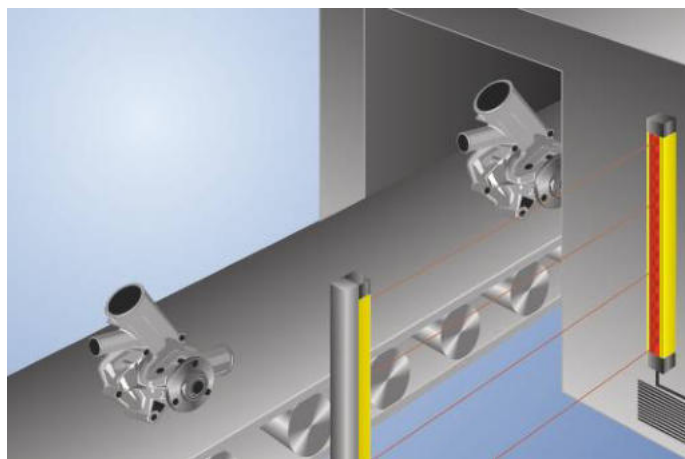
SB4-50IE050C1

Part Number



- Completely integrated electronics
- Fix blanking, reduced resolution, cascading, muting
- Serial interface

These safety light arrays are distinguished by their compact design. They are also equipped with numerous auxiliary functions, allowing for adaptation to the respective application in a highly individualized fashion. The adequate mounting angle BEF-SET-33 is included in the delivery.



Technical Data

Optical Data

Range	0,5...20 m
Beam Distance	500 mm
Number of Beams	2
Light Source	Red Light
Opening Angle	± 2,5 °

Electrical Data

Sensor Type	Receiver
Supply Voltage	21,6...26,4 V DC
Current Consumption (Ub = 24 V)	300 mA
Response Time	5,7 ms
Temperature Range	-20...50 °C
Storage temperature	-25...70 °C
No. Safety Outputs (OSSDs)	2
Safety Output Voltage Drop	< 2,5 V
PNP Safety Output/Switching Current	300 mA
Number of Signal Outputs	1
Signal Output Voltage Drop	< 2,5 V
Signal Output/Switching Current	200 mA
Short Circuit and Overload Protection	yes
Reverse Polarity Protection	yes
Interface	RS-485
Protection Class	III

Mechanical Data

Housing Material	Aluminum
Disc Material	Polycarbonate
Degree of Protection	IP67
Connection	M12 × 1; 8-pin

Safety-relevant Data

ESPE Type (EN 61496)	4
Safety Category (EN ISO 13849-1)	4
Performance Level (EN ISO 13849-1)	PL e
PFHD	3,08 × E-8 1/h
Mission Time TM (EN ISO 13849-1)	20 a

Function

Body Protection	yes
Scope of functions	Basic function

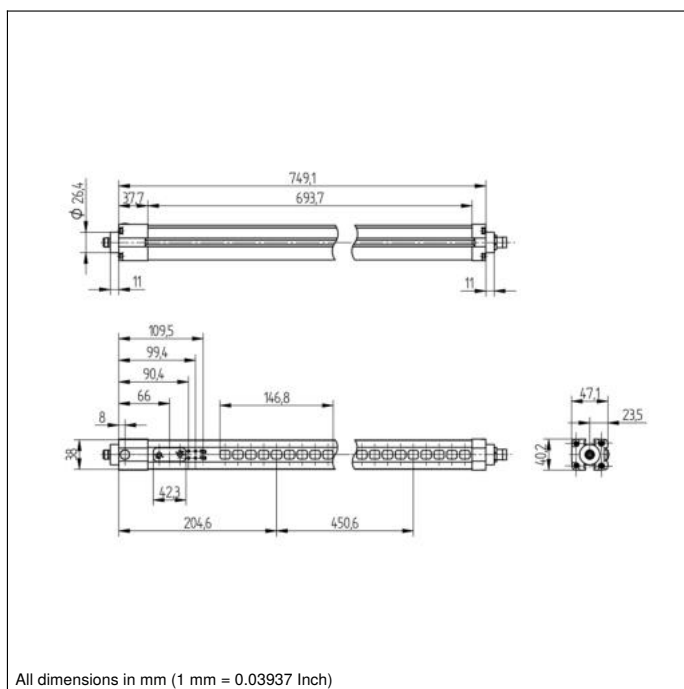
Connection Table No.	28
Control Panel No.	S4
Suitable Connection Equipment No.	88 88s
Suitable Mounting Technology No.	700
Suitable Serial Interface Plug No.	11

Suitable Emitter

SB4-50IS050C1

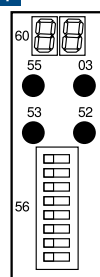
Complementary Products

Muting Indicator SM0-00CA000C1
Path-Folding Mirror Z2UG002
Protection Column with Path-Folding Mirror SZ000EU125NN01
Protection Column with Protective Screen SZ000EG125NN01
Safety Relay SG4-00VA000R2, SR4B3B01S, SR4D3B01S
Software
Software wsafe



Ctrl. Panel

S4



- 03 = Error Indicator
- 20 = Enter key
- 52 = OSSD ON
- 53 = OSSD OFF
- 55 = Blanking
- 56 = Dip-Switch
- 60 = display