

Safety Light Array

Body Protection

SB4-50IS050C1

Part Number



- Completely integrated electronics
- Quick alignment through visible red light

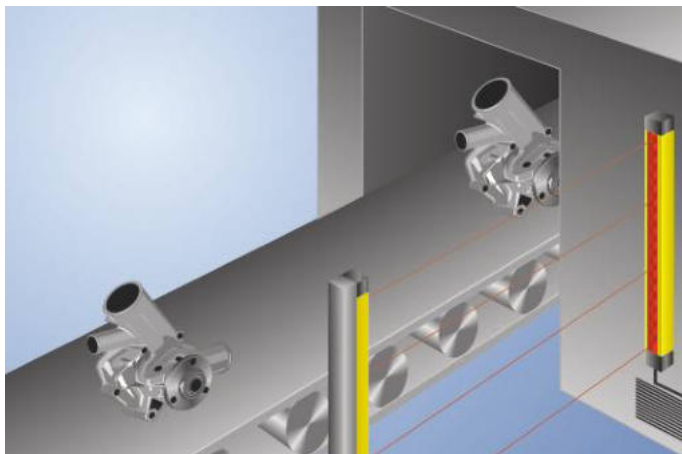
Technical Data

Optical Data	
Range	0,5...20 m
Beam Distance	500 mm
Number of Beams	2
Light Source	Red Light
Wavelength	650 nm
Opening Angle	± 2,5 °
Electrical Data	
Sensor Type	Emitter
Supply Voltage	21,6...26,4 V DC
Current Consumption (U _b = 24 V)	100 mA
Temperature Range	-20...50 °C
Storage temperature	-25...70 °C
Protection Class	III
Mechanical Data	
Housing Material	Aluminum
Disc Material	Polycarbonate
Degree of Protection	IP67
Connection	M12 × 1; 4-pin
Safety-relevant Data	
ESPE Type (EN 61496)	4
Safety Category (EN ISO 13849-1)	4
Performance Level (EN ISO 13849-1)	PL e
PFHD	3,08 × E-8 1/h
Mission Time TM (EN ISO 13849-1)	20 a
Function	
Body Protection	yes
Scope of functions	Basic function
Connection Table No.	27
Control Panel No.	S5
Suitable Connection Equipment No.	2 2s
Suitable Mounting Technology No.	700

Suitable Receiver

SB4-50IE050C1

These safety light arrays are distinguished by their compact design. They are also equipped with numerous auxiliary functions, allowing for adaptation to the respective application in a highly individualized fashion. The adequate mounting angle BEF-SET-33 is included in the delivery.

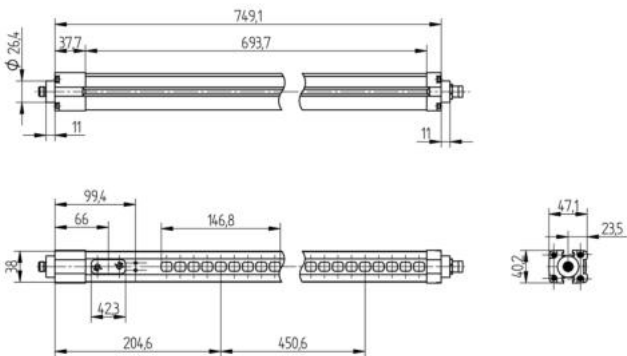


Complementary Products

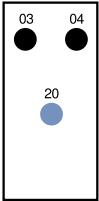
Laser Alignment Tool SZ0-LAH1
Path-Folding Mirror Z2UG002
Protection Column with Path-Folding Mirror SZ000EU125NN01
Protection Column with Protective Screen SZ000EG125NN01
Software

Ctrl. Panel

S5



All dimensions in mm (1 mm = 0.03937 Inch)



03 = Error Indicator
04 = Function Indicator
20 = Enter key

