

# Safety Light Curtain

## Hand Protection

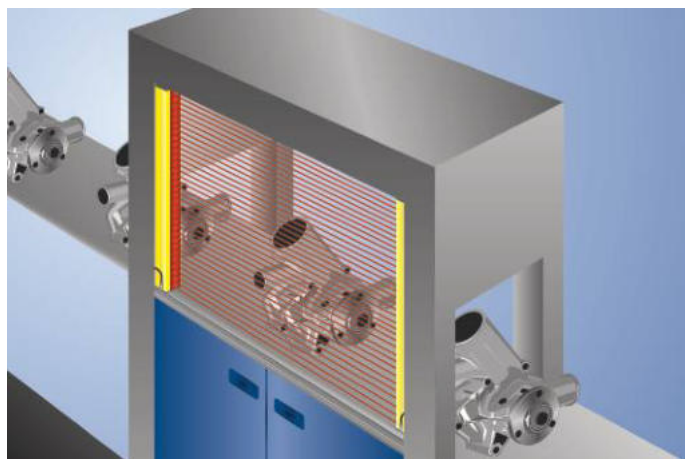
# SEMG616

Part Number



- Easy configuration via wiring
- Protection field over the entire length of the housing for an installation without protrusion
- Quick alignment through visible red light
- Slim design for easy integration

These safety light curtains confidently solve all basic tasks. The basic function protection mode, restart inhibit and protection monitoring are standard and can be easily configured. The protective field always extends up to the end of the housing without protrusion. As a result, protection is easily provided even in confined installation conditions. The adequate mounting angle ZEMX001 is included in the delivery.



## Technical Data

Optical Data	
Range	0,25...14 m
Housing Length (L)	912 mm
Safety Field Height (SFH)	927 mm
Resolution	30 mm
Light Source	Red Light
Max. Ambient Light	10000 Lux
Opening Angle	± 2,5 °

Electrical Data	
Sensor Type	Receiver
Supply Voltage	19,2...28,8 V DC
Current Consumption (U <sub>b</sub> = 24 V)	200 mA
Response Time	9,9 ms
Temperature Range	-25...55 °C
Storage temperature	-25...60 °C
No. Safety Outputs (OSSDs)	2
Safety Output Voltage Drop	< 2,3 V
PNP Safety Output/Switching Current	300 mA
Number of Signal Outputs	1
Signal Output Voltage Drop	< 2,5 V
Signal Output/Switching Current	100 mA
Short Circuit and Overload Protection	yes
Reverse Polarity Protection	yes
Protection Class	III

Mechanical Data	
Housing Material	Aluminum
Disc Material	Polycarbonate
Degree of Protection	IP65/IP67
Connection	M12 × 1; 8-pin
Cable Length	300 mm

Safety-relevant Data	
ESPE Type (EN 61496)	4
Performance Level (EN ISO 13849-1)	Cat. 4 PL e
PFHD	1,60 × E-8 1/h
Mission Time TM (EN ISO 13849-1)	20 a
Safety Integrity Level (EN 61508)	SIL3
Safety Integrity Level (EN 62061)	SILCL3

Function	
Hand Protection	yes
Scope of functions	Basic function
Scope of delivery	Mounting ZEMX001

Connection Diagram No.	<b>361</b>
Control Panel No.	<b>SR5</b>
Suitable Connection Equipment No.	<b>89</b>
Suitable Mounting Technology No.	<b>790 810 820</b>

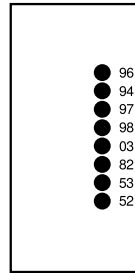
## Suitable Emitter

SEMG516
---------

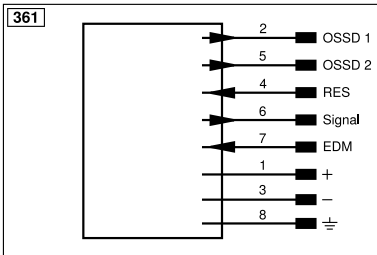
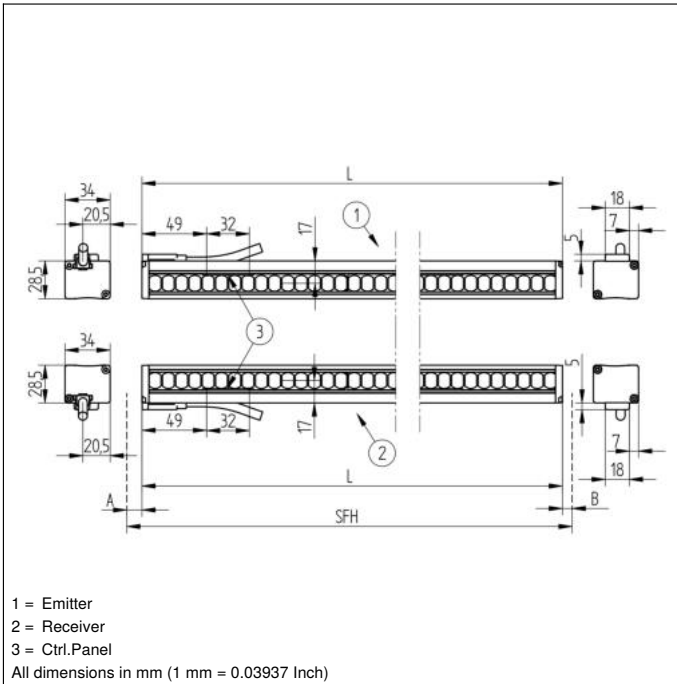
## Complementary Products

Path-Folding Mirror Z2UG003
Protection Column with Path-Folding Mirror SZ000EU125NN01
Protection Column with Protective Screen SZ000EG125NN01
Protection column with protective screen Z2SS001
Protection column with Z2SU001 deflection mirror
Safety Relay SG4-00VA000R2, SR4B3B01S, SR4D3B01S
Software

## Ctrl. Panel

**SR5**


- 03 = Error Indicator
- 52 = OSSD ON
- 53 = OSSD OFF
- 82 = Acknowledgement Request
- 94 = Diagnosis
- 96 = Diagnosis/Signal weak
- 97 = Diagnosis/Contactor Monitoring
- 98 = Diagnosis/Synchronization



Legend			
+	Supply Voltage +	nc	Not connected
-	Supply Voltage 0 V	U	Test Input
~	Supply Voltage (AC Voltage)	Ü	Test Input inverted
A	Switching Output (NO)	W	Trigger Input
Ā	Switching Output (NC)	W-	Ground for the Trigger Input
V	Contamination/Error Output (NO)	O	Analog Output
ȳ	Contamination/Error Output (NC)	O-	Ground for the Analog Output
E	Input (analog or digital)	BZ	Block Discharge
T	Teach Input	Amv	Valve Output
Z	Time Delay (activation)	a	Valve Control Output +
S	Shielding	b	Valve Control Output 0 V
RxD	Interface Receive Path	SY	Synchronization
TxD	Interface Send Path	SY-	Ground for the Synchronization
RDY	Ready	E+	Receiver-Line
GND	Ground	S+	Emitter-Line
CL	Clock	±	Grounding
E/A	Output/Input programmable	SnR	Switching Distance Reduction
IO-Link		Rx+/-	Ethernet Receive Path
PoE	Power over Ethernet	Tx+/-	Ethernet Send Path
IN	Safety Input	Bus	Interfaces-Bus A(+)/B(-)
OSSD	Safety Output	La	Emitted Light disengageable
Signal	Signal Output	Mag	Magnet activation
BI_D+/-	Ethernet Gigabit bidirect. data line (A-D)	RES	Input confirmation
ENo RS422	Encoder 0-pulse 0/0 (TTL)	EDM	Contactor Monitoring
PT	Platinum measuring resistor	ENAR5422	Encoder A/Ā (TTL)
			Wire Colors according to DIN IEC 60757
			BK Black
			BN Brown
			RD Red
			OG Orange
			YE Yellow
			GN Green
			BU Blue
			VT Violet
			GY Grey
			WH White
			PK Pink
			GNYE Green/Yellow

